




Public Works
LOS ANGELES COUNTY

QUARTERLY BUSINESS
REPORT
Q4/2024-2025





CONTENTS

Public Works Overview	4	Construction Management	58
Administrative Services	6	MAJOR PROGRAMS/SERVICES	59
MAJOR PROGRAMS/SERVICES	7	KEY ISSUES/CHALLENGES	61
KEY ISSUES/CHALLENGES	10	STRATEGIES	62
STRATEGIES	11	RESULTS-BASED ACCOUNTABILITY: SUMMARY	63
RESULTS-BASED ACCOUNTABILITY: SUMMARY	14	KEY TAKEAWAYS	64
KEY TAKEAWAYS	16	Public Contracting and Asset Management	66
Water Resources	18	MAJOR PROGRAMS/SERVICES	67
MAJOR PROGRAMS/SERVICES	19	KEY ISSUES/CHALLENGES	69
KEY ISSUES/CHALLENGES	23	STRATEGIES	69
STRATEGIES	24	RESULTS-BASED ACCOUNTABILITY: SUMMARY	71
RESULTS-BASED ACCOUNTABILITY: SUMMARY	28	KEY TAKEAWAYS	73
KEY TAKEAWAYS	31	Municipal Services	74
Transportation	34	MAJOR PROGRAMS/SERVICES	75
MAJOR PROGRAMS/SERVICES	35	KEY ISSUES/CHALLENGES	81
KEY ISSUES/CHALLENGES	37	STRATEGIES	82
STRATEGIES	37	RESULTS-BASED ACCOUNTABILITY: SUMMARY	84
RESULTS-BASED ACCOUNTABILITY: SUMMARY	41	KEY TAKEAWAYS	85
KEY TAKEAWAYS	43	Appendix 1 – Services Provided to Cities	89
Environmental Services	44	Appendix 2 – Public Works’ Priority Legislation	97
MAJOR PROGRAMS/SERVICES	45		
KEY ISSUES/CHALLENGES	48		
STRATEGIES	49		
RESULTS-BASED ACCOUNTABILITY: SUMMARY	53		
KEY TAKEAWAYS	56		

Public Works Overview

“To become the most trusted public agency in the region.”

“We plan, design, build, and maintain modern infrastructure that uplifts all communities of Los Angeles County.”



Director
Mark Pestrella, PE

Los Angeles County Public Works was formed in January 1985, consolidating the former County Road Department, the County Engineer Department, and the County Flood Control District.

With a Vision to become the most trusted public agency in the region, Public Works has been defined by its responsiveness to the public, commitment to provide excellent customer service, and drive to build great community relations. Public Works' workforce takes pride in being public servants providing essential and critical services for all residents and businesses in Los Angeles County.

Public Works' diverse operations are defined within five core service areas: Water Resources, Transportation, Environmental Services, Construction Management, and Municipal Services. Its annual budget of approximately 4.1 billion is funded by restricted revenues, such as gas excise and sales tax, benefit assessment, water and sewer sales, user fees, and contract cities revenues.

Public Works is strategically focused on supporting economic development through business-friendly contracting opportunities that will better serve the County's small businesses and local worker hiring objectives. In Fiscal Year 2023-24, Public Works awarded approximately \$1 billion worth of contracts within Los Angeles County, which helped create 13,053 jobs.

Public Works' workforce is comprised of approximately 3,660 employees in nearly 500 job classifications, including professional, technical, clerical, and skilled crafts.

Headquartered at 900 South Fremont Avenue in Alhambra, Public Works has 156 field facilities throughout Los Angeles County.

This business report highlights Public Works' high-level efforts in advancing its outcomes for the previous quarter. By acting on the strategies of each Business Area, Public Works aims to improve the quality of life for all Los Angeles County residents.

Public Works Executive Team



Angela R. George-Moody

Chief Deputy Director

(626) 458-4003

agmoody@pw.lacounty.gov



Art Vander Vis

Assistant Director

(626) 458-4015

avander@pw.lacounty.gov



Miki Esposito

Assistant Director

(626) 458-4019

mesposito@pw.lacounty.gov



Geetha Shan

Deputy Director

Public Contracting &
Asset Management



Vincent Yu

Deputy Director

Construction Management



Luis Ramirez

Deputy Director

Municipal Services



Cid Tesoro

Deputy Director

Environmental Services



Steve Burger

Deputy Director

Transportation



Adam Arika

Deputy Director

Water Resources



Jeff Howard

Administrative
Deputy
Administrative Services

NAME	TITLE	PHONE	EMAIL
Angela R. George-Moody	Chief Deputy Director	626.458.4003	agmoody@pw.lacounty.gov
Art Vander Vis	Assistant Director	626.458.4015	avander@pw.lacounty.gov
Miki Esposito	Assistant Director	626.458.4019	mesposito@pw.lacounty.gov
Geetha Shan	Deputy Director, Public Contracting & Asset Management	626.458.4008	gshan@pw.lacounty.gov
Vincent Yu	Deputy Director, Construction Management	626.458.4010	vyu@pw.lacounty.gov
Luis Ramirez	Deputy Director, Municipal Services	626.458.4004	luramire@pw.lacounty.gov
Cid Tesoro	Deputy Director, Environmental Services	626.458.4016	ctesoro@pw.lacounty.gov
Steve Burger	Deputy Director, Transportation	626.458.4018	sburger@pw.lacounty.gov
Adam Arika	Deputy Director, Water Resources	626.458.4012	aariki@pw.lacounty.gov
Jeff Howard	Administrative Deputy, Administrative Services	626.458.4006	jhoward@pw.lacounty.gov

Administrative Services

"Public Works is the Employer of Choice in Los Angeles County."



Public Works' recruiters attend college recruitment events

Support a
workforce of **3,730** employees
in more than 500 job classifications

MAJOR PROGRAMS/SERVICES

Public Works' Administrative Services Branch (Branch) provides enterprise-wide financial management, administrative services, human resources, information technology, and risk management. Services include:

- Fiscal oversight
- Budget/fund management
- Litigation management
- Recruitment and exams administration
- Employee relations and programs
- Payroll administration
- Performance management
- Employee benefits
- Employee recognition programs
- Procurement and warehousing
- Employee training and professional development
- Compliance oversight for legally mandated programs
- Employee health and safety

Manage a
\$4.4 billion
budget for Fiscal Year
2024-25



2024 Public Works Engineering Assistants Forum Summer Picnic

The Branch is committed to supporting a culture of world-class public service by investing in our employees, building workforce expertise, creating permanent jobs, investing in training and technology, and promoting a diverse, inclusive, and supportive work environment for everyone.

We aim to align our workforce with Public Works' mission to uplift the well-being of all communities of Los Angeles County (County) by recruiting, retaining, and developing a highly talented workforce to support our strategic priorities and operations

We support the County's efforts to increase the number of families earning a living wage in the County by providing job opportunities to disadvantaged populations.

We support the County's Anti-Racism, Diversity, and Inclusion (ARDI) Initiative through an equity infused strategic plan and tools designed to address systemic racism.

Cybersecurity Threats Prevented in FY 2024-25: (As of June 2025)

5.3K
Spam/Phishing

399k
Web-Based Attacks

Fiscal Year 2024-25 (As of June 2025)



16,319

Purchase Orders Processed
Totaling

\$154.4 million

Awarded Certificate of Achievement for
Excellence in Financial Reporting



For Los Angeles County Flood Control
District's Annual Comprehensive
Financial Report

10,101 Local Small Business Enterprise (LSBE) payments for a total of

\$119 million

94% of LSBE payments
made within 15 days

PROGRAMS/INITIATIVES

EMPLOYEE ENGAGEMENT:

- Employee Recognition ceremonies
- New Employee Orientations
- New Managers Meetings
- Charitable Giving Campaign
- March of Dimes Campaign
- Wellness Events - Flu Clinic, Blood Drive
- Engineering Assistants Forum
- Safety Awards ceremonies
- Take Our Young People to Work Day
- PW Culture Survey

College Recruitment

Public Works conducts on campus recruitment at multiple accredited colleges and universities to attract qualified and diverse talent.

PLACE Program

Public Works has partnered with the Worker Education and Resource Center (WERC) and the County Department of Human Resources to hire individuals with high barriers to employment through the Preparing Los Angeles for County Employment (PLACE) program.

Work From Home (Telework)

Public Works' Work From Home (WFH) program is designed to provide work flexibility while continuing to deliver the highest level of service to our customers. Our WFH program follows four critical tenets:

- Collaborative Culture – promote a culture of collaboration and integration of skills, knowledge, and values to meet our mission and build the public's trust in us.
- Public Service – create an outstanding and unmatched customer experience in our industry.
- Productivity – increase employees' productivity to support population outcomes and strategies.
- Workforce Wellbeing – support a better work-life balance for our employees.

Training

Public Works is committed to developing and retaining a highly skilled workforce prepared to address modern infrastructure needs. We support employees in furthering their education through degree and certification programs, as well as tuition reimbursement assistance. Our employees attend external training, conferences, and seminars that further enhance their learning opportunities and enable networking with industry leaders.

\$1,286,000

Invested in employee training and development to date in Fiscal Year 2024-25
(As of June 2025)



Public Works STEAM Outreach Program members engage with young learners.

KEY ISSUES/CHALLENGES

• Strategic Issues

- Due to employee turnover resulting from retirements and interdepartmental promotions, Public Works must prepare for current and future labor market demands by developing and retaining a diverse, sustainable, and highly skilled workforce with a specific focus on trends in the engineering industry.
- Public Works must continue to develop our leaders to put them in the best position to respond to workplace challenges and prepare employees for new leadership roles and challenges.
- Public Works supports the Board of Supervisors' commitment to expanding employment opportunities for County residents through workforce development programs which focus on creating pathways to County employment for disadvantaged populations.

• Challenges

- Baby boomer retirements have resulted in a significant loss of institutional knowledge.
- We need to be appropriately resourced with positions to fulfill high workload demands in key strategic areas.
- We must onboard talent more quickly and provide a more sustainable work-life balance for our employees.
- Some competing employers may offer more liberal telework schedules.

STRATEGIES

The Branch established two strategies designed to help ensure we are the Employer of Choice in the County:

Strategy 1 – Recruit and retain a highly talented workforce.

Public Works engages in targeted outreach and recruitment efforts to attract a diverse candidate pool and hire the most qualified candidates, with an emphasis on engineering talent to support the Business Areas' strategic priorities and operations.

- Some high-level actions involved:
 - Participation in outreach events, career and job fairs, and campus recruitment at college and universities.
 - Implementation of efficiency enhancements to reduce the time between electronic Personnel Action Request (ePAR) approval and the establishment of the start date to onboard talent more quickly.
 - Tracking employees hired with specialized degrees, licenses, and certifications.

Strategy 2 – Train and promote professional workforce development.

Public Works promotes professional development opportunities to support its workforce. This strategy has a strong positive impact on job satisfaction, retention, and belonging as employees feel supported and engaged in their roles.

- Some high-level actions involved:
 - Expanding leadership training for managers.
 - Creating a baseline (reference point) of our workforce's expertise by documenting employees who possess specialized degrees, licenses, and certifications.
 - Developing an automated tool to track compliance with County-mandated training.



Public Works Junior Engineer Program participants toured Earvin Magic Johnson Park

STRATEGIES STATUS (FOURTH QUARTER: APRIL–JUNE 2025)

Strategy 1: Recruit and retain a highly talented workforce

1. Recruitment and outreach – Participated in 10 job fairs at diverse colleges, universities, and professional organizations, including the American Society of Civil Engineers (ASCE) International Women in Engineering Day, Cal Poly San Luis Obispo Company Day, and other local community recruitment events. In addition, we participated in the 27th Annual Tribute to Veterans and Military Families hosted by Supervisor Kathryn Barger, during which we provided job opportunities for veterans and their families, and the 5th Annual Juneteenth Celebration & Resource Fair hosted by Supervisor Holly Mitchell. Through our STEAM Outreach Program, we participated in the Los Angeles Maker Faire & City of STEM festival in Exposition Park, an annual event that brought together over 150 local STEM partners to inspire and connect people of all ages interested in STEM activities and skills. In total, during this fiscal year, we participated in 40 STEAM presentations and 40 community outreach events, reaching 12,800 participants, which was an increase of 77 percent in the number of participants over last fiscal year.
2. New hires – We onboarded 104 new employees this quarter; approximately 61 percent of them reported they possess a degree, license, and/or certificate.
3. PLACE and Pipeline Programs - We continued working with WERC/PLACE to offer pipeline programs for people experiencing barriers to employment. This quarter, we hired one Veteran Intern. Additionally, we hired 2 GEM Fellows through our continued partnership with GEM to support underrepresented graduate engineering students.
4. Telework – With approximately 49 percent of employees teleworking one or more days per week, our WFH program continues to offer flexibility and support work-life balance for the workforce.

Strategy 2: Train and promote professional workforce development

1. Workforce development - This quarter, we invested approximately \$297,000 in professional development and safety training to support the workforce. In total, we invested approximately \$1.3 million in training this fiscal year. We launched an online training to educate employees on the newly adopted Departmental Language Access Plan to assist residents in their language preference, providing a quality customer experience inclusive of all communities. In addition, we updated the Heat Illness Safety Bulletin to include provisions for Indoor Heat to protect the wellbeing of our employees.
2. PW Culture Survey - As part of Public Works' commitment to foster a positive and inclusive workplace, we conducted a culture survey with the workforce, which yielded a 51.3% response rate. The survey feedback will directly guide future efforts to strengthen leadership, communication, and professional development across the enterprise.
3. Safety Awards Ceremonies - Kicked-off the 35th Annual Public Works Safety Awards at Westchester Yard, during which Public Works recognized 172 employees for their safe driving and no lost time record.
4. Leadership training – Overall participation went down by 3.7 percent, from 94 percent last quarter to 90.5 percent this quarter. There were 15 new managers added this quarter who will be attending the next training cohort.
5. Compliance with mandated training - The overall compliance rate decreased slightly by 0.3 percent, from 96.7% last quarter down to 96.4% this quarter due to some new hires pending completion of mandated trainings. We continue to follow up with divisions and send reminders to ensure new employees complete all required trainings.



RESULTS-BASED ACCOUNTABILITY: SUMMARY

Population Accountability

Population Outcome: Public Works is the Employer of Choice in Los Angeles County				
Population Indicators	Current Value	Current Reporting Period	Previous Value	Previous Reporting Period
Employee annual retention rate	92.4%	June 30, 2024 to June 30, 2025	92.4%	June 30, 2023 to June 30, 2024
Percentage of job offers accepted	89.3%	April to June 2025	90.6%	January to March 2025
Demographics of workforce that reflects Los Angeles County communities	See Chart on Page 16	June 2025	--	--

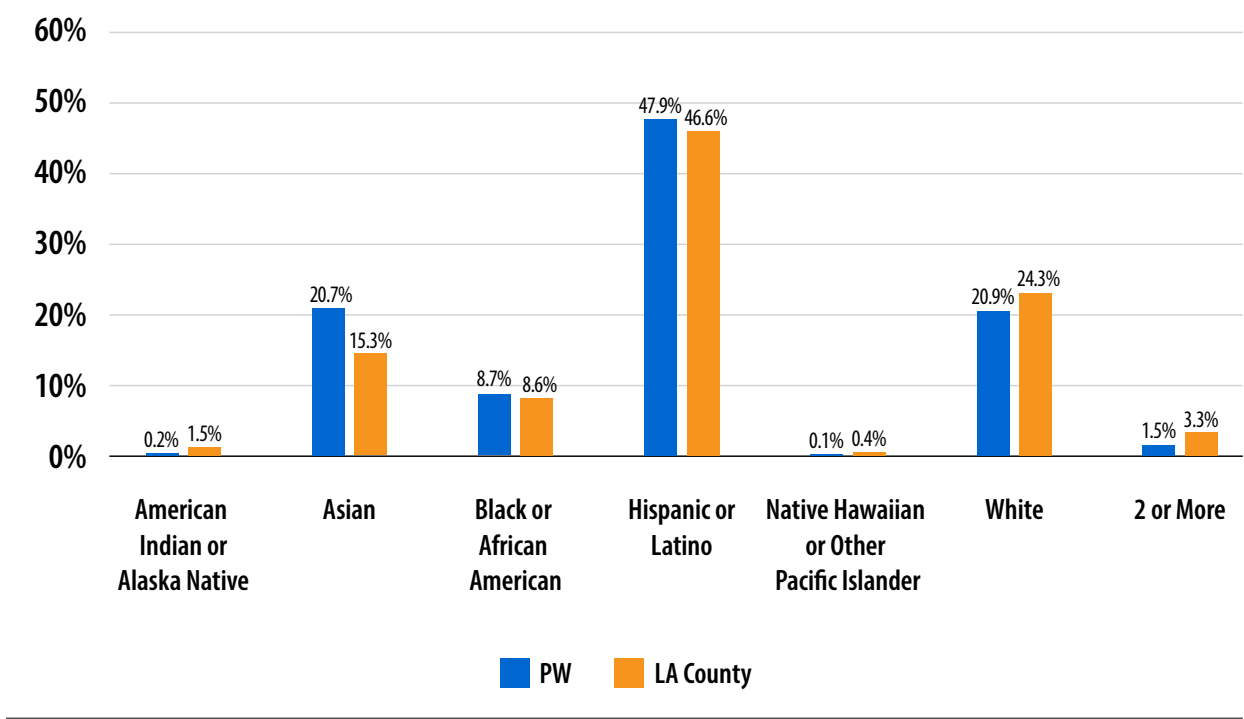
Performance Accountability

Strategy 1: Recruit and retain a highly talented workforce					
Performance Measures (April – June 2025)	Current Value	Previous Value	Current Target Value	Current Trend	Baseline % Change
Employee turnover rate	2.0%	2.1%	1.4%	↓	-4.8%
Median number of days from ePAR approval to establishment of start date for more timely onboarding	18 calendar days	16 calendar days	25 calendar days	↑	12.5%
Percentage of employees hired with specialized degrees, licenses, and certifications (e.g., surveyor, structural engineering, geotechnical engineering, project management, construction inspectors)	60.6%	72.7%	100%	↓	-16.6%
Strategy 2: Train and promote professional workforce development					
Performance Measures (April – June 2025)	Current Value	Previous Value	Current Target Value	Current Trend	Baseline % Change
Employee compliance rate with County mandated training	96.4%	96.7%	100%	↓	-0.3%
Percent of managers that completed leadership training	90.5%	94%	100%	↓	-3.7%

KEY TAKEAWAYS

- Public Works is the County's employer of choice. In the current 12-month period (June 2024 to June 2025), our annual employee retention rate was 92.4 percent, remaining consistent with no change as compared to the prior 12-month period. U.S. employers strive to achieve 90 percent employee retention.
- Employee turnover decreased from 2.1 percent to 2.0 percent this quarter mainly driven by fewer employees retiring. With an average of approximately 0.7 percent of employees leaving employment each month, Public Works is well below the national turnover rate for governmental employees, which averaged 1.4 percent per month.
- Job offers acceptance decreased by approximately 1.4 percent as compared to the prior quarter due to candidates accepting other job offers. Public Works continues to be a highly desirable employer.
- The overall Public Works workforce is closely representative of the diverse demographics of Los Angeles County population. We continue our commitment and efforts to expanding the pool of candidates and advance equitable outcomes for all people.

Public Works Employees vs. Los Angeles County Population
As of June 2025



County population data source: [U.S. Census Bureau Los Angeles County population estimates](#)



Water Resources

"All Los Angeles County residents have access to safe, clean, and reliable water resources."



Dominguez Gap Wetlands

14
dams

Providing flood protection for
10 million people
and contributing to their water supply



MAJOR PROGRAMS/SERVICES

Through the Los Angeles County Flood Control, Unincorporated Area stormwater program, and Waterworks Districts, Public Works is responsible for Countywide water resource management, which includes flood risk management, water supply, and watershed health.

Flood Risk Management and Stormwater Capture

The Los Angeles County Flood Control District (Flood Control District) was established under the Los Angeles County Flood Control Act in 1915. The Act empowered the Flood Control District to provide flood protection, water conservation, recreation and aesthetic enhancement within its boundaries. The Flood Control District is governed, as a separate entity, by the County of Los Angeles Board of Supervisors.

On behalf of the Flood Control District, Public Works constructs, operates, and maintains a regional system of flood control and water conservation facilities that provide flood protection and increase local water supply. The annual average budget of the Flood Control District is \$370 million, with major funding from property taxes and a property benefit assessment for flood control.

The Flood Control District's boundaries encompass 2,758 square miles. The Flood Control District operates and maintains one of the most complex systems of flood control and water conservation in the country. The Flood Control District's current infrastructure includes 14 major dams and reservoirs, 491 miles of concrete and soft-bottom channels, 3,400 miles of underground storm drain conduits, 97,466 catch basins, 61 pump stations, 189 debris basins, 181 crib dams, 37 sediment placement sites, 27 spreading grounds, 21 low-flow diversion structures, 315 seawater barrier injection wells, 1 constructed wetland, and 1 mitigation bank area.

The reservoirs assist in recharging groundwater, which helps Los Angeles retain a supply of drinking water. Water from the reservoirs is released, as needed, and moves through a system of open channels into spreading grounds, where it replenishes groundwater basins by slowly percolating, or infiltrating, into the ground. The groundwater basins are accessed by wells, providing a valuable and reliable source of local drinking water. By conserving water in reservoirs, Los Angeles County relies less on imported water from other areas of California and Colorado River Aqueduct. The flood control system ensures that the greatest amount of water is captured in

reservoirs and diverted into spreading grounds instead of being lost to the ocean.

The Flood Control District also administers the Safe Clean Water Program, which provides local, dedicated funding to increase our local water supply, improve water quality, and protect public health. Multi-benefit projects capture stormwater to supplement local water supply through reuse, potable offset, and/or groundwater recharge.

Local groundwater provides one-third of the region's water supply. The Flood Control District's spreading operations significantly help to recharge these local groundwater aquifers and are supplemented by numerous other regional entities doing both regional and distributed stormwater capture projects through the Safe Clean Water Program.

The Flood Risk Management Program includes planning; operation; maintenance; emergency storm response; storm drain rehabilitation; debris protection; floodplain management; public service; and construction of storm protection facilities, such as dams, channels, debris basins, storm drains, pumps, and removal of accumulated debris from reservoirs, debris basins, and debris retaining inlets.

The seawater barrier injection wells along Los Angeles County's coastline often go unnoticed because of their underground nature. However, these facilities serve as Los Angeles basin's fresh water sentinels. They protect a significant portion of the area's drinking water supply from ocean water, which constantly attempts to migrate into existing aquifers. Treated imported and reclaimed water is injected deep into the underground aquifers to block this inland migration of saltwater.

Another vital component of the Flood Risk Management Program is the removal of accumulated debris from the numerous reservoirs and debris basins, which protect nearby communities. Debris removal from the reservoirs also restores capacity, which the region needs for stormwater conservation.

Integrated Regional Water Management (IRWM)

Public Works leads the Greater Los Angeles County IRWM, the largest regional water management group in the State involving 30 regional water management agencies.

The IRWM planning process successfully brings together and prioritizes water-related efforts in the region in a systematic way to ensure sustainable water uses, reliable water supplies, better water quality, environmental stewardship, efficient urban development, protection of agriculture, and a strong economy. Through IRWM, Public Works partners with regional water stakeholders and agencies to implement regional solutions through open and collaborative stakeholder processes to promote sustainable water use in the Los Angeles region.


Since its inception in 2008, Greater LA County IRWM has successfully secured more than \$165 million in water resource grants for 103 projects.

260,000

residents have access to recreation opportunities at Flood Control District facilities within one mile of their homes

Over the last 10 years, Public Works:

- **Increased the stormwater recharge capacity** at its facilities by approximately 17,680 acre-feet per year.
- **Invested more than \$216 million** in rehabilitating its dams and increasing their operational efficiency.
- **Invested more than \$58 million** in enhancing the capacity and operational efficiency of its spreading grounds and seawater barriers.

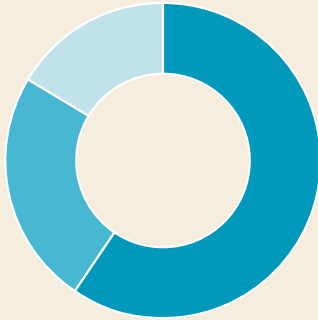


Public Works recharges enough groundwater from various sources annually to serve **2.48 million residents**

270,000

water customers served in
Marina del Rey, Malibu,
Val Verde, Acton, Kagel Canyon,
Antelope Valley

Average Annual Contribution to Regional Water Supply



 **200,000** acre-feet
Stormwater

 **65,000** acre-feet
Imported water

 **45,000** acre-feet
Recycled water

Water Utilities

Public Works also provides retail water service to over 270,000 residents through the management of five County Waterworks Districts, the Marina del Rey water system (SD2), and the Rancho Los Amigos Water System (SD2). The systems are comprised of 1,346 miles of water mains, 122 storage tanks, and 145 pump stations and includes the following five District areas:

- Malibu (SD3)
- Val Verde (SD5)
- Acton (SD5)
- Kagel Canyon (SD5)
- Antelope Valley (SD5)

The Los Angeles County Waterworks Districts operates out of three District offices (Alhambra, Malibu, and Lancaster) and maintains an online water account management system (MyWAM) for customers to easily access and manage their account online, anytime, anywhere and offers a “Live Chat” feature to enhance the customer service experience.

County Waterworks Districts also manages a robust water efficiency program to increase water conservation and reduce daily per capita water usage. The program includes:

- Residential Rebate Program
- Cash for Grass Program/Grass Replacement
- Online guides for Xeriscape Education
- Education and outreach programs
- Water Surveys and Audits for leak detection
- Cell phone application to report Water Waste
- Quarterly Newsletters and webinars
- Website Updates

The annual budget for these Waterworks Districts and the Marina del Rey water system is \$245 million.

The Waterworks Districts are investing in extensive capital improvement programs with over \$250 million of planned projects including water tanks, water mains, valves, pumps, and wells over the next 20 years. Additionally, the Waterworks Districts has initiated a comprehensive asset management program to assess infrastructure and prioritize repairs and upgrades.



Watershed Health Program

Public Works is responsible for planning and implementing projects and programs to improve surface water quality in unincorporated County areas and is the lead Agency for the Los Angeles County Municipal Stormwater (MS4) Permit issued by the Regional Water Quality Control Board to the County of Los Angeles (unincorporated areas) and to the Los Angeles County Flood Control District (jurisdictional areas).

A new MS4 Permit was adopted in 2021 and includes the County, the Flood Control District, and 85 municipalities in Los Angeles County. In addition, the 2021 MS Permit also includes 10 cities within Ventura County and the Ventura County Watershed Protection District as permittees. The Permit requires permittees to collectively control pollutant discharges into the municipal stormwater system and to meet Total Maximum Daily Loads requirements. The permit requires a regional collaboration and Public Works is participating in 18 Watershed groups that were formed to complete watershed management plans to collectively develop and implement projects/programs to meet MS4 permit requirements and to identify opportunities for water quality projects that will also increase stormwater reuse and augment local water supply. These watershed groups have developed detailed plans that were approved by the Los Angeles Regional Water Quality Control Board.

To date, the County has invested over \$834 million Countywide towards the construction of stormwater quality improvement projects (\$646 million through the Safe, Clean Water Program, and \$188 million through the unincorporated County's stormwater program).

Over the last year, **21 low-flow diversions**
have prevented around **182 million gallons** (equivalent
to 5 million bathtubs) of polluted urban runoff from entering
local waterways

KEY ISSUES/CHALLENGES

- **Climate Change**
 - Our region is subject to extreme weather which includes more frequent and intense droughts coupled with less frequent but more torrential rains.
 - Climate change is expected to reduce the reliability of imported water delivered to Los Angeles County. This will require an increased emphasis on development of local sources of water to increase the sustainability of our water supply.
- **Improving Water Body Health**
 - Federal and State regulations establish water quality standards to protect the beneficial uses of water bodies, which include aquatic habitat and recreation. New regulations continue to be developed.
 - Water bodies within Los Angeles County (rivers, lakes, and the ocean) are impaired by various pollutants, which negatively impact aquatic habitat and recreation. Stormwater, urban runoff, and other discharges are a source of these pollutants.
 - Many of these rivers and lakes are part of the urban flood control infrastructure belonging to the Flood Control District, such as the Los Angeles River, Verdugo Wash, and the Arroyo Seco Channel.
 - The unincorporated areas of the County and the Flood Control District (along with other cities in the County) are required to develop and implement programs to reduce pollutants entering water bodies. These programs are costly and existing funding is limited.
 - The cost to meet water-quality standards in Los Angeles County is estimated at \$20 billion dollars over the next 20 years. Most local agencies lack a reliable source of revenue to meet the long-term challenges.



San Gabriel Dam



Ballona Creek Interceptor Event

STRATEGIES

- **Improve Regional Water Supply Resiliency**
 - Improve regional water supply resiliency and sustainability through cultivation of strategic partnerships, coordination of integrated water management, implementation of the County Water Plan, and enabling significant increases in stormwater capture, use of recycled water, groundwater banking, and water use efficiency.
 - Develop roadmap for maximizing stormwater capture capacity and groundwater basin recharge.
 - Leverage and improve effectiveness of the Safe, Clean Water Program and create watershed plans.
- **Flood Risk Reduction/Climate Response**
 - Implement comprehensive assessment of water resources infrastructure and develop long-term plans for repair, replacement, and upgrade to optimize flood protection.
 - Develop a master asset management plan to assist in coordinating all operations and management activities and educating local communities.
 - Develop and execute an implementation roadmap to ensure fiscal health of Flood Control District funds.
- **County Waterworks Districts' Water Supply Resiliency**
 - Increase local supply resilience and water supply reliability.
 - Ensure reliable service to our customers through proactive asset management, water supply risk management, and investments in making our infrastructure more resilient.
 - Serve our customers and staff by providing programs, projects, and services in a fair and equitable way.
 - Ensure sustainable funding for all Waterworks Districts and ensure efficient investments in capital assets, operations, and services.
- **Maintain Beneficial Uses of Los Angeles' Waterbodies**
 - Prevent pollution such as trash, bacteria, and toxic metals from entering our rivers, lakes, and the ocean.
 - Educate the public on proper environmental stewardship practices.
 - Implement multi-benefit stormwater capture projects on a regional scale.

STRATEGIES STATUS (FOURTH QUARTER: APRIL–JUNE 2025)

Strategy: Improve Regional Water Supply Resiliency

1. Public Works continues to lead and coordinate efforts to establish a sustainable regional water supply through integrated water management as demonstrated by the following accomplishments:
 - The Los Angeles County Water Plan (CWP) is being implemented through the four Task Forces that were launched at the 2024 Water Resiliency Summit. The Water Communications; Regional Water Reliability; Small Water Systems; and Nature-Based Solutions Task Forces began meeting to start progress on the CWP 2-Year Action Plan towards regional water supply resiliency.
 - On Monday, June 16, 2025, the 2025 Water Resiliency Summit was hosted at Public Works to highlight progress from the CWP Task Forces and hear from regional and state partners on aligning efforts for long-term water resilience in the face of climate change. Over 180 attendees joined for a networking breakfast, two panel sessions, and an update from the Blue Ribbon Commission on Climate Action and Fire-Safe Recovery.
2. Public Works continues to lead the Safe, Clean Water (SCW) Program implementation. The SCW Program provides local, dedicated funding to increase water supply, improve water quality, enhance communities, and protect public health in Los Angeles County. Accomplishments include:
 - In November 2024, the SCW Program released the Watershed Planning Framework, outlining the planning process, progress to date, and the structure of the upcoming Initial Watershed Plans and online Planning Tools. A draft of the first Initial Watershed Plans will be available for public review by late summer 2025, followed by a 30-day comment period. Updated drafts will be presented to the governance committees in fall 2025, with final release expected in early 2026. To support this work, the Community Strengths & Needs Assessment (CSNA) Survey and Dashboard—one of many key components of Adaptive Management—remain active, with over 250 new responses collected to date. Community priorities emerging from the CSNA include rainwater capture, wildfire-resilient habitats, park access, flood reduction, education and stewardship, and increased shade trees. Phase 3 engagement with the nine Watershed Area Steering Committees (WASCs) was completed this quarter.
 - The SCW Program released its FY 2025-26 Stormwater Investment Plan (SIP) Programming Guidelines which supported WASCs in evaluating and recommending projects. The guidelines provided directions on SIP criteria compliance and included financial recommendations for the current programming cycle. At the June 11, 2025, Regional Oversight Committee (ROC) meeting, four of nine SIPs were recommended to advance to the Board of Supervisors for approval. The remaining five SIPs will be reviewed at the next ROC meeting on July 9. Additionally, Call for Projects information sessions were held on May 21 and 22 to support applicants for the Year 7 Call for Projects, with applications due by July 31, 2025.
 - The SCW Program's Public Education & Community Engagement Grants Program, administered in partnership with the Water Foundation, has officially closed its application period. This program supports public education and engagement efforts related to stormwater and urban runoff capture within the Flood Control District. Due to overwhelming interest and a high volume of strong applications, the program is no longer accepting proposals. Round 1 resulted in 15 recommended grant awards totaling \$3.1 million. Rounds 2 and 3 also received significant response and funding announcements are expected soon. All awarded grant funds must be used by July 31, 2026. Funded Round 1 projects can be viewed on the Water Foundation's website.
 - For the SCWP Municipal Program, three rounds of FY 2024-25 annual disbursements (Year 5 local return) were completed in December 2024, February, and April 2025 for municipalities that met all eligibility requirements, with 65 cities receiving just over \$85 million to date. Disbursements are ongoing as more cities qualify, and Municipal Transfer Agreements are being renewed to maintain program participation. A new Metrics & Measures section is live in the reporting module to track project performance, with data submissions due by June 16 following a May 15 workshop. Reviews of FY 2025-26 Annual Plans and municipal audit reports are also in progress, with updates to follow.
3. Public Works continues to lead the internal County Working Group to develop and implement each annual expenditure plan and carry out MS4 Permit activities. Investment of Municipal Program (local return) funds from the SCW Program's Regional Programs funds continue to be used to design and develop new multi-benefit projects

Strategy: Flood Risk Reduction/Climate Response

1. Public Works continues to restore flood protection and water storage capacity in its reservoirs:
 - Continuing post-Bobcat Fire emergency projects at the Cogswell Reservoir to remove 2,000,000 cubic yards (cy) of sediment and the San Gabriel Reservoir to remove 4,900,000 cy. The project at the Cogswell Reservoir began in April 2021 and has removed 2,200,000 cy at a cost of \$144 million. Sediment removal at Cogswell is complete, but final grading and drainage work at the sediment placement site will continue into summer 2025. The project at the San Gabriel Reservoir began in June 2021 and has removed over 2,400,000 cy of sediment at a cost of \$137 million to date.
 - Continuing the Santa Anita Reservoir Post Fire Emergency Restoration Project to remove up to 435,000 cy of post-Bobcat Fire sediment from the reservoir. Construction started in March 2023 and has removed 400,000 cy of sediment from the reservoir, and an additional 31,000 cy of post-Bobcat Fire sediment removed from the downstream Santa Anita Debris Dam, at a cost of \$56 million. Sediment removal is complete, but placement of Eaton Fire sediment from nearby debris basin and drainage work at the sediment placement site will continue through July 2025.
 - The Eaton Fire burned the vegetation in the Eaton Wash Reservoir and the majority of its watershed. In anticipation of the high sediment laden flows, emergency sediment removal operations started on January 20, 2025. The California Governor's Office of Emergency Services and the California State Guard also prepared the reservoir for sediment removal by stockpiling sediment. Sediment removal has been conducted over extended hours and over 600,000 cy have been removed from Eaton Wash Reservoir. Construction is planned for completion in July 2025.
 - The Eaton and Palisades Fires, along with subsequent storms, deposited a significant volume of burned debris and sediment in 20 impacted debris basins. Public Works has proactively removed over 135,000 cy of material ahead of storms and will conduct additional sediment removal operations from impacted debris basins to ensure continued storm preparedness.
 - In June 2025, the Santa Anita Debris Dam Seismic Strengthening Project was awarded for construction for \$20.5 million. The project, which will strengthen and enhance the dam to meet seismic and dam safety standards, increases flood protection for downstream communities and establishes new stormwater capacity for water supply. Construction is anticipated to start in August 2025 and be completed in December 2026.
2. Public Works continues to improve flood risk management at the dams by proactively rehabilitating and modernizing the dam's inlet/outlet works and other ancillary features. These efforts will maximize our facilities' useful service life and meet current and future operational and maintenance needs.
 - In June 2024, construction started on the Cogswell Dam Inlet – Outlet Project Phase 2 to rehabilitate three outlet and one sluice gate to extend their service life and ensure continued operation of the dam. Construction activities were completed in November 2024 for a cost of \$7.5 million. The project was completed in May 2025 after functional testing was successfully performed.
 - In response to fire damage and significant debris flows caused by the Eaton Fire, Public Works initiated several emergency recovery projects to restore damaged dams and debris dams and prepare for future debris flow events. These projects include the Sierra Madre Dam Spillway Handrail Restoration; Eaton Wash Dam Inlet Works Emergency Restoration; Sierra Madre Dam Emergency Sediment Capture Expansion; Santa Anita Dam Access Road Post-Fire Repairs; and Bailey, Rubio, and Sierra Madre Villa Debris Dams Flood and Seismic Resiliency Project.

3. Public Works continues to update flood risk messaging for County unincorporated areas under the National Flood Insurance Program's (NFIP) Community Rating System (CRS). Public Works has maintained the County's NFIP CRC Class 6 status, which offers a 20 percent discount on unincorporated area residents' flood insurance premiums. During this quarter, Public Works accomplished the following:
 - Continued updating the County's Comprehensive Floodplain Management Plan (FMP)/Program for Public Information/Repetitive Loss Area Analysis (RLAA) for unincorporated areas with the Steering Committee. In coordination with the update Steering Committee, Public Works prepared the draft FMP and RLAA. The public comment period for the draft FMP has closed, and the preliminary final FMP and RLAA are now under review by FEMA.
4. Online education efforts to increase community flood risk awareness are ongoing through the Water for LA website (<https://waterforla.lacounty.gov/>) and social media. Additionally, The Water for LA website is currently being redesigned to become a more comprehensive public information portal. The new website will include more information on key water issues including stormwater, water quality, flood control, groundwater, cost/value, and more. It will also include more current updates on projects from across the County in order to better represent the work of the many agencies and cities serving the people of LA County. The updated site will be a more complete representation of "all things water."
5. Public Works continues to manage Flood Control District funds and make progress towards fiscal health milestones. In August 2024, a 20-year financial assessment of Flood Control District funds was completed detailing projected revenues, and operation and maintenance and capital improvement project expenditures. The following recommendations were advanced this quarter:
 - Prioritization criteria were further refined for Flood Control District projects, aligned with the Water Resources' Business Plan funding priorities. Water Resources continued developing a recommended prioritized project listing to guide allocation of funding, especially in light of the LA Area Wildfire recovery costs.
 - Public Works received \$5M in Clean Water State Revolving Fund (CWSRF) and \$1.5M in Urban Community Drought Relief Program (UCDRP) funding for the Santa Anita Debris Dam Seismic Strengthening Project.
 - Public Works applied for \$174M in federal loans through the Water Infrastructure Finance and Innovation Act (WIFIA) program for the Rory M. Shaw Wetlands Park and Big Tujunga and Pacoima Reservoir Restoration Projects. Public Works also applied for \$50M in state loans through CWSRF for the Rory M. Shaw Wetlands Park and this project made the California CWSRF Fundable List. The WIFIA loan is expected to be executed by the end of 2025, and the CWSRF loan by June 2026.
 - Public Works is procuring a consultant to begin development of budgeting system upgrades.

Strategy: County Waterworks Districts' Water Supply Resiliency

1. Public Works continues to Increase the resilience of water supplies through continued partnerships with water agencies and identification of new water sources, reducing reliance on imported water.
2. Public Works continues to implement its Asset Management Program for all Waterworks Districts, which utilizes a Geographic Information System (GIS) to track and map infrastructure (including information on the age, type of materials, condition of infrastructure, etc.) to best manage the infrastructure to its full useful life and help inform the development of Capital Improvement Programs (CIPs) for each District.
3. Public Works continues implementation of its public education and outreach campaigns on water conservation and on reducing water waste, in addition to rebate and incentive programs.
4. Public Works continues to monitor the financial health in each Waterworks District to determine if the current rate structure supports recommended maintenance and operations of Waterworks infrastructure as well as supports implementation of CIPs. Based on an in-depth analysis conducted on the Waterworks Districts' financial health, it was concluded that additional revenues will need to be secured in order to continue normal operations of the various Districts. A Cost of Service Analysis and Rate Study have been initiated and are anticipated to be completed in late 2025.

Strategy: Maintain Beneficial Uses of Los Angeles' Waterbodies

1. Public Works continues to manage the Illicit Discharge Detection and Elimination Program. The Program, which includes the inspection of all storm drain systems and the review of flood permitted connections, aims to identify and eliminate flows that may contain pollutants from being discharged into the MS4 system and ultimately into beaches and the ocean.
2. Public Works continues to manage, operate, and maintain 19 out of 21 Low Flow Diversions aimed at diverting urban and stormwater runoff from storm drains and outfalls into nearby sewer systems, preventing pollution such as trash and bacteria from being discharged into beaches and the ocean. The two Low Flow Diversions that are currently offline (Marie Canyon and Parker Mesa) are scheduled for repair and/or upgrade and are expected to be operational by late 2025.
3. Public Works continues to implement regional, multi-benefit stormwater capture projects aimed at capturing the first flush stormwater and urban runoff for groundwater infiltration, for diversion to sewers for treatment, and/or for onsite treatment and re-use.
 - Adventure Park Multi-Benefit Stormwater Capture Project, located in the unincorporated community of South Whittier, was completed in mid-2025 and will be operational at the start of the next storm season.
 - Monteith Park and View Park Green Alley Stormwater Improvements Project, located in the unincorporated community of View Park was completed in early-2025 and is operational.
 - Alondra Park Multi-Benefit Stormwater Capture Project, located in the unincorporated community of El Camino Village, is scheduled to be completed in May 2026.

RESULTS-BASED ACCOUNTABILITY: SUMMARY

Population Accountability

Population Outcome: All Los Angeles County residents have access to safe, clean, and reliable water resources.				
Population Indicators	Current Value	Current Reporting Period	Previous Value	Previous Reporting Period
Percentage of Los Angeles County's annual water demand met through local water supplies	45%	Apr - Jun 2025	45%	Jan - Mar 2025
Number of potable water quality violations for all water agencies	69	Apr - Jun 2025	69	Jan - Mar 2025
Number of flood damage incidents and lives lost due to flooding	0 incidents 0 lives lost	Apr - Jun 2025	5 incidents 0 lives lost	Jan - Mar 2025
Number of health advisory warnings and closures for lakes, rivers, and beaches annually in Los Angeles County	2 closures	Apr - Jun 2025	42 warnings 2 closures	Jan - Mar 2025

Performance Accountability

Strategy 1: Improve Regional Water Supply Resiliency					
Performance Measures (April – June 2025)	Current Actual Value	Previous Value	Current Target Value	Current Trend	Baseline % Change
Stormwater capture capacity at Flood Control District-operated facilities for groundwater recharge	108,168 AF	108,383 AF	120,000 AF	↓	0.20%
Increase in annual stormwater capture and recharge due to regional investments (acre feet per year)	21,050	21,050	300,000 ¹	→	0%
Cumulative number of approved Safe, Clean Water Program projects and their tributary areas (cumulative total acres)	137 projects 276,262 acres	137 projects 276,262 acres	137 projects 275,000 acres ²	→	0%

1. Current Target Value based on Board Motion goal of an additional 300,000 AFY of stormwater by 2045.

2. Current Target Value based on proposed FY 2024-25 Stormwater Investment Plans from the Safe, Clean Water Program.

Strategy 2: Flood Risk Reduction/Climate Response

Performance Measures (April – June 2025)	Current Actual Value	Previous Value	Current Target Value	Current Trend	Baseline % Change
Amount of sediment removed from dams and debris basins (cubic yards) ¹	3,479,937 ¹	2,247,406	1,700,000	↑	54.8%
Cumulative grant funds and/or partnership funds received by Flood Control District (per fiscal year)	\$6,500,000	\$0 ²	\$10,000,000	↑	N/A ³
Number of impressions received on Water for LA website	109,903	102,724	20,000 ⁴	↑	7.0%
Percentage of the annual routine maintenance program completed ⁵	63%	55%	100%	↑	14.5%

1. This number reflects the total sediment removed during the previous business year.

2. This is a cumulative total per fiscal year, and the Previous Value resets to zero each July 1.

3. No amount for previous quarter.

4. This is a cumulative total per fiscal year with an overall annual target of 20,000 impressions. The excessive total number of impressions above the target value was due in large part to the intense promotion of the website and posting of water notices and shut-offs due to the January 2025 Wildfires.

5. This is calculated cumulatively since the total number of maintenance routines vary throughout the year.

Strategy 3: County Waterworks Districts' Water Supply Resiliency

Performance Measures (April – June 2025)	Current Actual Value	Previous Value	Current Target Value	Current Trend	Baseline % Change
Amount of supply added in Los Angeles County Waterworks District 40, Antelope Valley	27,300 AF/yr	26,800 AF/yr	29,050 AF/yr ¹	↑	1.9%
Linear feet of old deteriorating watermain replaced in high risk areas of the Waterworks Districts	20,150 ft	20,150 ft	20,000	→	0%
Number of District tank re-coatings/repairs/upgrades completed	6	5	7	↑	20%

1. Target based on 5-year horizon in order to achieve 80% local groundwater reliability by 2045.

Strategy 4: Maintain Beneficial Uses of Los Angeles' waterbodies ¹					
Population Indicators (April – June 2025)	Current Actual Value	Previous Value	Current Target Value	Current Trend	Baseline % Change
Percentage of detected illicit discharges that are eliminated	100%	100%	100%	→	0%
Percentage of existing Low Flow Diversion (LFD) systems operating	90%	90%	100%	→	0%
Percentage of total target annual volume captured at completed multi-benefit projects (Target annual volume at each completed project = total BMP capacity multiplied by 10 85th percentile storm events)	70%	52%	100% *	↑	34.6%

* Current Target Value of 100% represents the cumulative annual total of Q1-Q4 values for any given fiscal year.

KEY TAKEAWAYS

Strategy 1

- During 2024-25 Q4, approximately 200 acre-feet of volume was lost due to sediment inflows into San Gabriel and Devil's Gate Reservoir in the 2024-25 storm season. During this sediment removal season, approximately 850 AF will be added to San Gabriel, Eaton, and Devil's Gate Reservoirs combined. As a result, the ongoing reservoir restoration projects continue to incrementally increase the system's water storage capacity.
- In response to the recent wildfires in our region, a CWP Wildfire Working Group has been established, and wildfire recovery has been added as a focus topic in each of the Task Forces. Water Communications is engaging in emergency response outreach and how to address miscommunication; Nature-Based Solutions is engaging in methods to enhance community wide recovery through environmental resiliency planning; and Small Water Systems is working with impacted groups to pursue funding opportunities to aid in recovery.

Strategy 2

- We more than doubled our sediment removal targets in FY 2024-25. The target for this year was originally reduced to account for the completion of the Cogswell and Santa Anita Emergency Sediment Removal Projects in 2024. However, debris flows following the 2025 fires required approximately 1.3 million cy of sediment removal from Eaton Reservoir and various debris basins.
- The Flood Control District is at a critical point in pursuing funding partners, and all project managers are diligently continuing to explore cost-share and funding opportunities. Public Works received \$5M in CWSRF and \$1.5M from the UCDRP for the Santa Anita Debris Dam Seismic Strengthening Project.


- The Eaton and Palisades Fires, along with subsequent storms, deposited a significant volume of burned debris and sediment in 20 impacted debris basins. Public Works will continue sediment removal operations from impacted debris basins as needed due to burned watershed conditions resulting in increased sediment deposition. Debris removal activities were a significant unanticipated cost for the Flood Control District, which may potentially require reallocation from other projects to fund in the coming years.

Strategy 3

- The County Waterworks Districts continue to increase water supply reliability through various means including the enhancement of financial stability. Waterworks is continuing to leverage capital funds through grant opportunities. Additionally, the Board of Supervisors adopted a resolution on April 29, 2025, for a “pass-through” rate increase beginning in May 2025 to cover the increasing costs of imported water and inflation.
- Water system resiliency during fire:
One of the most significant takeaways from the Palisade Fire was the demonstration of our water system’s resiliency under extreme emergency conditions. Despite the challenging circumstances, the Waterworks District 29 (D29) was well-prepared, having pre-staged backup generators at nearly every pump station within the affected area. This proactive approach ensured minimal interruption to the water delivery and maintained water quality standards throughout the duration of the fire. The availability of emergency power meant that critical infrastructure remained operational, helping to prevent pressure losses and contamination events.
- Revenue loss due to losing approximately 20% of our customers:
The Palisade Fire had a significant financial impact on D29, primarily due to the loss of approximately 20 percent of our customer base. As homes and properties were damaged or destroyed, many customers suspended their water service indefinitely. This sudden reduction in demand led to a notable decrease in monthly revenue. The long-term financial recovery will require careful planning and may include seeking external funding sources, such as Federal Emergency Management Agency reimbursements or rate adjustments to stabilize operations and ensure continued service reliability.
- Projects are being expedited to support fire rebuild and recovery. After reviewing the hydraulics and available fire flow, we identified improvements that may be essential for rebuilding damaged or destroyed properties, and these projects will be streamlined for construction.

Strategy 4

- Our Low Flow Diversions (LFDs) continue to protect our local waterbodies. For example, the Pulga Canyon, Santa Ynez, and Parker Mesa/Castlerock LFDs played a critical role following the Palisades Fire by diverting polluted and sediment-laden water away from sensitive downstream aquatic ecosystems.
- Collaboration between County Departments and regional, State and Federal agencies by means of multiple task forces ensured a coordinated approach to recovery that prioritized public safety and environmental protection.



Transportation

"Los Angeles County residents have access to state-of-the-art transportation infrastructure that is safe, resilient, sustainable, and equitable."



8.9%

of residents in Los Angeles County use alternate methods of mobility as their primary form of transportation to work.



MAJOR PROGRAMS/SERVICES

The Transportation Core Service Area (CSA) promoted Transportation Safety and Countywide multimodal transportation opportunities, managing approximately 3,300 centerline miles of County roads, transportation infrastructure, programs, and service including:

Vision Zero

In collaboration with Department of Public Health (Public Health) and with the support of other County departments, Public Works established an action plan to carry out the County's Vision Zero goal, an effort to eliminate traffic-related fatalities and severe injuries on unincorporated County roadways. This multifaceted initiative focuses on human mistakes and human vulnerability to guide infrastructure designs and other safety programs to continually strive toward zero traffic fatalities.

Community Traffic Safety

There is a need to consider each community's individual needs when it comes to safety. Rather than addressing safety issues and concerns on a case-by-case basis, Community Plans must be developed to ensure the infrastructure is optimized for safety within the context of the entire community and with the community's full input.

The work to develop these plans is extensive and will require additional resources. However, this will result in safer communities where residents feel empowered to use all modes of transportation to its fullest. Pilot plans are being developed and the lessons learned from those plans will be used to develop a path forward in achieving Community Safety Plans for all the County's diverse unincorporated communities.

Active Transportation & Healthy Communities

Public Health identified communities throughout the County with a need for improved health outcomes. In collaboration with other County departments, Public Works' Transportation CSA has a key role in helping to address this challenge through transportation programs and improvements that promote walking, bicycling, transit use, and safety. These active transportation programs increase the public's transportation choices, provide improved connections to transit hubs and destination centers, and improve health outcomes by promoting healthy lifestyles, reducing reliance on automobile travel, and reducing greenhouse gas emissions.

\$275+ Million

spent annually on street and road operation, maintenance, and safety programs

Bicycles & Pedestrians

Public Works is responsible for the development and maintenance of the County's bikeway system and the implementation of the Los Angeles County Bicycle Master Plan adopted by the Board in 2012. The Master Plan is in the process of being updated to revise the list of bikeways to identify new potential bikeway locations and remove unsuitable locations; include design guidelines for all bikeway types on unincorporated roadways, including Class IV; and propose other bikeway infrastructure and improvements to support the County's goals related to transportation equity, safety, and sustainability.

The Agency is responsible for implementing transportation infrastructure in support of Step by Step Los Angeles County: Pedestrian plans for Unincorporated Communities. Improvements that support pedestrian activity such as high-visibility crosswalks, continuous sidewalks, and shade trees or structures are another component to promoting healthy communities.

Public Transit

Public Works provides transit service to over 3.3 million riders annually including fixed route and paratransit (dial-a-ride) services in unincorporated areas to meet the needs of community residents, providing access and intermodal transportation mobility and connectivity.

During the summer season, Public Works provides transportation to the Hollywood Bowl, Ford Theatre, and Santa Monica Beach. Other activities include the operation and maintenance of park-and-ride lots and bus stop amenities. Transit services are primarily financed with the County's share of the Proposition A Local Return Program from Proposition A (1980), a local sales tax measure.

Traffic Programs & Services

The County leads a multijurisdictional Traffic Signal Synchronization and Intelligent Transportation System effort, which has provided approximately \$275 million worth of improvements to nearly 70 agencies Countywide through Los Angeles County Metropolitan Transportation Authority's (Metro) Call for Projects biennial grant funding program. Future planned improvements are funded through Measure R Highway Subregional Program, the Measure M Multi-Year Subregional Program, and other local, State, and Federal grant funding.

Public Works also monitors and controls traffic signals Countywide from its state-of-the-art Traffic Management Center in Alhambra and manages additional traffic safety programs and services such as the following:

- County Lighting Maintenance Districts (Streetlights)
- Constituent requests regarding traffic safety, parking, and other traffic concerns
- Los Angeles County Highway Safety Commission
- Adult Crossing Guard Service for Elementary and Middle Schools

Road Infrastructure

Public Works manages the County Transportation Improvement Program for road improvement projects and annual operations and maintenance efforts, funded primarily from gas tax funds, Proposition C, Measure R, and Measure M Local Return funds, Senate Bill 1 (SB 1) Road Maintenance and Rehabilitation Account funds, and Federal, State and regional grant programs. Projects include traffic safety and operational improvements, pavement rehabilitation, roadway drainage, active transportation, street lighting, green street, and beautification projects.

Road maintenance and operations staff operate out of field facilities located throughout the County and provide comprehensive maintenance activities and emergency response, including pavement patching and resurfacing; litter and debris removal; sidewalk, curb, and gutter repair; guardrail maintenance; snow removal; street sweeping; median landscape maintenance; street lighting; vegetation control; bike path maintenance; tree trimming and planting; traffic signing and striping; pavement marking; and, traffic signal operations and maintenance.

Bridge Infrastructure

Public Works inspects and maintains 315 County-owned bridges and inspects 1,460 city-owned bridges under contract city services. Public Works is also responsible for safety inspections and evaluations of 1,277 highway bridges listed in the National Bridge Inventory within Los Angeles County and serves as the lead agency for the seismic retrofit of nonstate-owned bridges within Los Angeles County as part of the Statewide Seismic Safety Retrofit Program.

9

Sub-regions/Councils of Government in the County (Arroyo Verdugo, Central Los Angeles, Gateway Cities, Las Virgenes/Malibu, North Los Angeles County, San Fernando Valley, San Gabriel Valley, South Bay Cities, and Westside Cities)

Aviation

Public Works operates, maintains, and develops the five County-owned general aviation airports:

- Brackett Field Airport in La Verne (SD1)
- San Gabriel Valley Airport in El Monte (SD1)
- Compton/Woodley Airport in Compton (SD2)
- Whiteman Airport in Pacoima (SD3)
- General William J. Fox Airfield in Lancaster (SD5)

Altogether, the County-owned airports, which encompass 1,750 acres and nearly 6 miles of runway, are home to over 1,500 general aviation aircraft and over 55 privately-owned aviation businesses. These airports accommodate approximately 400,000 aircraft takeoffs and landings each year. The airports are a critical component of the nation's integrated transportation system and play a vital role in regional and local area emergency response.

KEY ISSUES/CHALLENGES

- **Safety**
 - It is critical that measures be taken to reduce transportation fatalities. The number of people killed and seriously injured is on the rise and programs such as Vision Zero are vital elements in bringing those numbers down.
- **Mobility**
 - Changes need to be made to our roadways to make them effective for all users. This will require innovation, robust planning, community input, and additional sources of funding.
- **Transportation Infrastructure State of Good Repair**
 - In order to achieve the vision of a transportation system that is safe, multimodal, and effective, the infrastructure must remain in good condition. This requires continual investment into preserving, rebuilding, and replacing infrastructure in a timely and efficient manner.
 - Innovation and efficiency are key to doing this with the limited funds that are available. However, with the shift towards electrification, the money available through the gas tax will continue to shrink. In addition, costs continue to escalate. Funding sources need to be identified to allow the infrastructure to not only stay in good condition, but to be further improved upon.

STRATEGIES

- **Improve Street Safety**

The County's Vision Zero Action Plan highlights the County's effort to eliminate all traffic-related fatalities, a key measure of public safety. The actions noted below will improve roadway conditions and provide for safer means of transportation.

 - Ensure safe communities through implementation of the Vision Zero Action Plan and creation of Community Safety Plans.
 - Monitor the safety of the transportation network and deliver traffic safety projects and enhancements for all users.
- **Expand Transportation Choices**

A transportation system for the modern age requires the integration of multiple methods of transportation. Efforts to accomplish this require emphasis beyond the traditional to include not just improvements in public transit, but improved bicycle access and walkability.

 - Provide a holistic approach that incorporates various modes of transportation.
 - Improve, enhance, and maintain pavement, bridges, sidewalks, traffic control devices, street lighting, and roadway infrastructure in a state of good repair.
 - Implement sustainable transportation planning policies that promote transit use, reduce car dependency, and reduce greenhouse gas emissions.

STRATEGIES STATUS (FOURTH QUARTER: APRIL–JUNE 2025)

Strategy: Improve Street Safety

1. Continued working with the Federal Highway Administration (FHWA) on executing a grant agreement for the \$29.81 million award through the Bipartisan Infrastructure Law – Safe Streets and Roads for All Grant program FY 2024 for the Safer Steps for LA County Pedestrian Project. The project would install pedestrian safety enhancements at over 70 locations in several unincorporated communities. Additionally, the funding would support development of pedestrian plans for the East San Gabriel Valley and a pilot program to install street racing deterrents.
2. Continued developing projects along the Collision Concentration Corridors (CCC) identified in the Vision Zero Action Plan titled “Vision Zero Los Angeles County – A Plan for Safer Roadways, 2020 to 2025,” which was adopted by the Board on August 4, 2020.
3. Submitted a Surface Transportation Block Grant request for funding to implement traffic safety and complete street elements along City Terrace Drive, a Vision Zero CCC.
4. Continued to implement the Slow Streets Program and install Slow Street networks in collaboration with community sponsors. Installation and repair of temporary signs with “Slow Down” messaging occurred in the unincorporated communities of Athens Village, Northeast San Gabriel, Rosewood, South San Jose Hills, South Whittier, Windsor Hills, and Wiseburn.

The Slow Streets Program was developed in response to the Coronavirus pandemic, and to support physical distancing and increase active recreation by providing traffic calming messaging. Information on the Slow Streets Program is available on the Vision Zero website, www.VisionZeroLACounty.com. With temporary signs installed at 1,004 locations (as of June 26, 2025), it is estimated that the Slow Streets Program has served nearly 68,000 unincorporated County residents.

5. Coordinated with the Department of Public Health and the Department of Arts and Culture on the Safe Streets and Roads for All Federal Grant FY 2022 funded Florence-Firestone for All project. Public Health and Arts and Culture began community engagement on a Safe Streets for Seniors Program and Arts Engagement around traffic safety, respectively. The Project includes a series of traffic safety measures in the unincorporated County community of Florence-Firestone, including the County’s number one Vision Zero CCC – Firestone Boulevard. Public Works also continued work on planning delivery of the infrastructure components.
6. Developed and submitted a \$15.2 million Safe Streets and Roads for All FY 2025 Federal grant application to FHWA for consideration. The funds would be used to implement over 200 traffic safety improvements in the rural community of Lake Los Angeles, construct bus-bulbs in East Los Angeles, develop pedestrian plans for the unincorporated communities of South Whittier-Sunshine Acres and South San Gabriel/North Whittier, and develop a roadway safety plan for the Angeles National Forest and Santa Monica Mountains. The grant would also fund a data analyst in the Department of Public Health to examine the effectiveness of past roadway safety investments countywide.
7. Kicked off work with a technical consultant to develop a Safe Routes to School Plan for the unincorporated communities. The work is funded by the California Active Transportation Program Cycle 6.
8. Onboarded a design consultant for implementation of a California Active Transportation Program Cycle 6 funded quick-build pedestrian safety project in the Lennox community along Collision Concentration Corridors.
9. Continued working with a consultant to provide services to identify traffic safety improvements in East Los Angeles along Vision Zero CCCs.
10. Continued assessing the effectiveness of installations of quick-build infrastructure to combat street takeovers in the unincorporated communities and identified additional locations for implementation of measures. To assist in determining the impacts of measures implemented, engaged California Highway Patrol (CHP) and Los Angeles County Sheriff’s Department to collect data on reported incidents.
11. Continued to work with FHWA through the Federal Lands Access Program (FLAP) for a project that will include a variety of safety improvements along 5.44 miles of Mount Baldy Road in the Angeles National Forest from the city of Claremont

boundary to the San Bernardino County line. The total project cost is \$17.3 million with \$10 million being awarded to Public Works. Under the FLAP program, FHWA will administer the design and construction phases with Public Works providing plan review services and contributing the County's local share estimated at \$7.3 million. FHWA will start the design phase in Spring 2026.

12. Continued efforts to update 53 of the County's guidelines for recommending traffic safety enhancements, including pedestrian devices, traffic calming and other Vision Zero enhancements, and develop standard plans for the infrastructure.
13. Kicked off work to develop a Rural Roadway Safety Plan for the Antelope Valley and engaged 10 Antelope Valley town councils this quarter on their traffic safety concern. The work is supported by a \$3.95 million award through the Bipartisan Infrastructure Law Safe Streets and Roads for All FY 2023 grant program. The grant is also supporting demonstration projects in Willowbrook/West Rancho Dominguez and a Vision Zero Action Plan update.
14. Continued to collaborate with the Departments of Public Health, Regional Planning, District Attorney, County Counsel, Public Defender, and Sheriff's, and the Chief Executive Office, Supervisorial District 2, California Highway Patrol, and street safety advocates to determine best measures to curtail illegal street takeovers and racing, including increasing penalties and providing off street racing alternatives. As part of the infrastructure solutions component, upgraded the "quick-build" improvements at the intersection of Avalon Boulevard and 135th Street and installed new similar improvements at the intersection of Atlantic Avenue and Compton Boulevard, in advance of the larger Compton Boulevard Corridor project.
15. Allocated funding by the California Transportation Commission for a \$7.99 million Active Transportation Program Cycle 7 grant to implement pedestrian enhancements in West Rancho Dominguez.
16. Recommended by the California Transportation Commission for \$7.99 million Active Transportation Program Cycle 7 grant funding under the Metropolitan Planning Organization component to implement pedestrian enhancements in Willowbrook.
17. Deployed Leading Pedestrian Intervals and Accessible Pedestrian Signals at over 20 locations in the unincorporated communities and installed "daylighting" treatments (i.e., red curb in advance of pedestrian crossings) at over 600 intersections. This work is supported by FY 2024-25 Net County Cost funding.
18. Continued working with FHWA on the grant agreement for a \$320,000 federal grant under the Fiscal Year 2024 Bridge Investment Program (BIP) for the Enhancing Safety and Mobility: Exploring the Feasibility of Slauson Ave Bridge Widening Project. The feasibility study will evaluate various safety and mobility treatments to upgrade the Slauson Avenue bridge over La Cienega Boulevard.
19. Continued evaluating the centerline delineators pilot project contained in the Corridor Traffic Safety Plan for San Francisquito Canyon. The plan will inform future safety and infrastructure investment aimed at improving safety conditions for all users of this key 18-mile roadway connecting Santa Clarita Valley and Antelope Valley.
20. Continued work with consultant to support delivery of two key actions in the Vision Zero Action Plan related to engaging the public on traffic safety projects and publicly reporting Vision Zero work. The work includes development of a community engagement strategy for traffic safety projects (Action C-1) and launching a Vision Zero website that shows progress on Vision Zero Action Plan implementation (Action E-10).
21. Selected three consultants and began negotiations for on-call consultant professional services to support Vision Zero implementation and transportation planning.

Strategy: Expand Transportation Choices

1. Continued to work with the Castaic Town Council to complete improvements associated with the Interstate 5 (I-5) Emergency Mobility Action Plan to mitigate impacts from unpredictable closures of the freeway, including those caused by natural disasters such as recent wildfires. A communications system and sensors will be installed at the intersections to enable Public Works to monitor traffic conditions and coordinate signal operations with the California Department of Transportation (Caltrans) and the city of Santa Clarita.
2. Continued development of the Rosemead Boulevard Complete Streets Project through collaboration with stakeholders. Caltrans continued work on the Project Initiation Document to implement a diverging diamond interchange along Rosemead Boulevard over State Route 60. Caltrans also proposed an alternative design for the interchange known as an “L-7” to be analyzed in the Project Initiation Document.
3. Continued efforts to implement various projects from the Emerald Necklace Phase 1 Implementation Plan, including a multiuse path connection from the existing San Jose Creek bike path with the Watershed Conservation Authority’s new River Park located along the San Gabriel River (Emerald Necklace Projects 10 and 11) and the Quarry Clasp/Peck Park Trail Project (Emerald Necklace Project 4).
4. Continued to administer grant funds from Metro for 38 Traffic Signal Synchronization Projects (TSSP) and Intelligent Transportation System (ITS) projects either in design or procurement/construction phase. These projects will synchronize traffic signals on 35 major corridors involving approximately 840 intersections in the unincorporated County and the cities of Arcadia, Artesia, Baldwin Park, Bellflower, Carson, Cerritos, Claremont, Commerce, Compton, Covina, Downey, El Monte, El Segundo, Gardena, Glendale, Hawthorne, Industry, Inglewood, Irwindale, Lakewood, La Canada Flintridge, La Mirada, La Verne, Lawndale, Long Beach, Los Angeles, Lynwood, Manhattan Beach, Monrovia, Montebello, Pico Rivera, Pomona, Redondo Beach, Rosemead, San Dimas, Santa Fe Springs, South El Monte, South Gate, Temple City, Walnut, and Whittier. The total funding for these active TSSP/ITS projects is approximately \$129 million.
5. Continued to administer grant funds from Metro for design of the Gateway Cities Fiber Optic Communications and Closed-Circuit Television Camera (CCTV) Project which will install fiber optic communications and 2 CCTV cameras at key intersections in the Gateway Cities area. The project will establish fiber optic communication connections with the cities of Downey, Norwalk, Santa Fe Springs, and South Gate, enabling enhanced traffic coordination. Construction is expected to be completed in spring 2027.
6. Continued collaboration with Metro and the South Bay Cities Council of Governments to add the County-maintained signalized intersections onto the South Bay Fiber Network (SBFN). The SBFN is a dedicated fiber optic network connecting the South Bay cities, Public Works, and other public agencies. Upon connecting the County signals to the SBFN, Public Works will be able to receive real-time traffic data to support monitoring and management of the County’s traffic signal systems in the South Bay. The SBFN will provide critical infrastructure to support agencies’ “Smart City” applications, as well as accommodate broadband connectivity to residences and businesses.
7. Continued working on a comprehensive update and expansion of the County’s Bicycle Master Plan. The update will include revising the existing list of bikeways; proposing a new bikeway network, including Class IV bikeways; incorporating first/last mile improvements to connect bikeways to transit stations and bus stops; and developing policies and guidelines for shared bikeway infrastructure with micromobility devices.
8. Continued procurement of an e-bike library operator for the East Los Angeles Bike Share Demonstration Project, an electric bicycle loan program for residents who commit to meet usage requirements. The request for proposal was released in November 2024 and two proposals were received. Award of the contract to a vendor is anticipated by November 2025.
9. Awarded one Active Transportation Program Cycle 7 grant for \$8 million (Willowbrook Walk and Roll Pedestrian Traffic Safety Enhancement Project) and two Measure M Multi-Subregional Program Projects’ funding for nearly \$8 million (Westmont/West Athens Pedestrian for \$7.5 million and Slauson Ave for \$490,000).
10. Submitted 28 requests for grant funding for projects that expand transportation choices:
 - 26 Southern California Association of Governments (SCAG) applications for \$142 million.
 - 1 Metro Active Transport application for \$9.2 million.

- 1 Affordable Housing Sustainable Communities (AHSC) Grant Cycle 9 application for \$590,000.
11. Continued implementation of AHSC projects, including 3rd and Dangler and East LA Wellness Center in unincorporated East Los Angeles, Willowbrook II in unincorporated Willowbrook, Florence Neighborhood Mobility in unincorporated Florence-Firestone, to improve walking, biking, and transit access near affordable housing and key destination locations.
 12. Continued evaluating proposed alternatives along Workman Mill Road to implement bicycle lanes from unincorporated Avocado Heights and North Whittier to connect to Rio Hondo College and Puente Hills Landfill Park and connect to existing bike lanes in the city of Whittier.
 13. Continued working on Measure M Multi-Year Subregional Program (MSP) projects, including Westmont/West Athens Pedestrian Improvements Phase 1 and Dominguez Channel Greenway.
 14. Continued working with partner agencies and Metro on Metro Active Transport (MAT) Program funded projects along Randolph Street, Aviation/LAX Station, and Slauson Station to support walking, biking, and transit access and first/last mile routes.
 15. Completed East Los Angeles Civic Center community outreach events for active transportation.
 16. Continued working with Metro on funding agreements for MAT and MSP projects for transportation improvements within the East Los Angeles Civic Center to support walking, biking, transit access and first/last mile routes.
 17. Continued working on the Herbert Bridge Beautification Project to implement aesthetic and placemaking enhancements to the Herbert Ave Bridge in City Terrace.
 18. Continued coordination with Department of Beaches & Harbors on the development of pedestrian and bike path improvements along the Ballona Creek jetty in Marina del Rey.
 19. Completed an evaluation on best practices of jurisdictions nationally that have programs that identify and prioritize treatments in their mobility plans to include in pavement and other road maintenance projects as directed in a September 24, 2024, Board motion. Provided written report to the Board of Supervisors on May 20, 2025, and verbally reported on this item at the June 3, 2025, Board meeting.
 20. Continued coordination with Internal Services Department and Southern California Edison in the implementation of grant-funded curbside electric vehicle charging infrastructure in East Los Angeles.

RESULTS-BASED ACCOUNTABILITY: SUMMARY

Population Accountability

Population Outcome: Los Angeles County residents have access to state-of-the-art transportation infrastructure that is safe, resilient, sustainable, and equitable.				
Population Indicators	Current Value	Current Reporting Period	Previous Value	Previous Reporting Period
Number of roadway fatalities in the County ¹	106	7/1/24 - 6/30/25	109	7/1/23 - 6/30/24
Percentage of County residents using alternate methods of mobility	9.1% ²	1/1/23 - 12/31/23	8.9%	1/1/22 - 12/31/22 ³

Performance Accountability

Strategy 1: Improve Street Safety					
Performance Measures (April – June 2025)	Current Actual Value	Previous Value	Current Target Value	Current Trend	Baseline % Change
Number of safety improvements implemented on Collision Concentration Corridors ³	2,433	345	250 (6/30/25)	↑	605%
Number of Vision Zero Infrastructure-related actions completed	23 of 63	23 of 63	63 of 63 (12/31/30)	→	0.0%
Number of Community Traffic Safety Plans completed in collaboration with stakeholders	2	2	10 (6/30/26)	→	0.0%

Strategy 2: Expand Transportation Choices					
Performance Measures (April – June 2025)	Current Actual Value	Previous Value	Current Target Value	Current Trend	Baseline % Change
Percentage of bikeway miles identified in the Bicycle Master Plan implemented	22.5%	22.5%	25.0% (6/30/25)	→	0.0%
Percentage of shaded bus stops	31.0%	31.0%	33.0% (6/30/25)	→	0.0%
Percentage of streets that have appropriate trees with mature tree canopies	21.1%	21.1%	24.0% (6/30/26)	→	0.0%
Percentage of pavement in good or better condition	37.4 %	35.0%	40.0% (6/30/28)	↑	6.9%

1. Value is based on Traffic Collision Report data that Public Works received from the CHP for unincorporated County roadways. Data set compiled from Los Angeles County Public Works' Collision Database, exported 6/26/25.

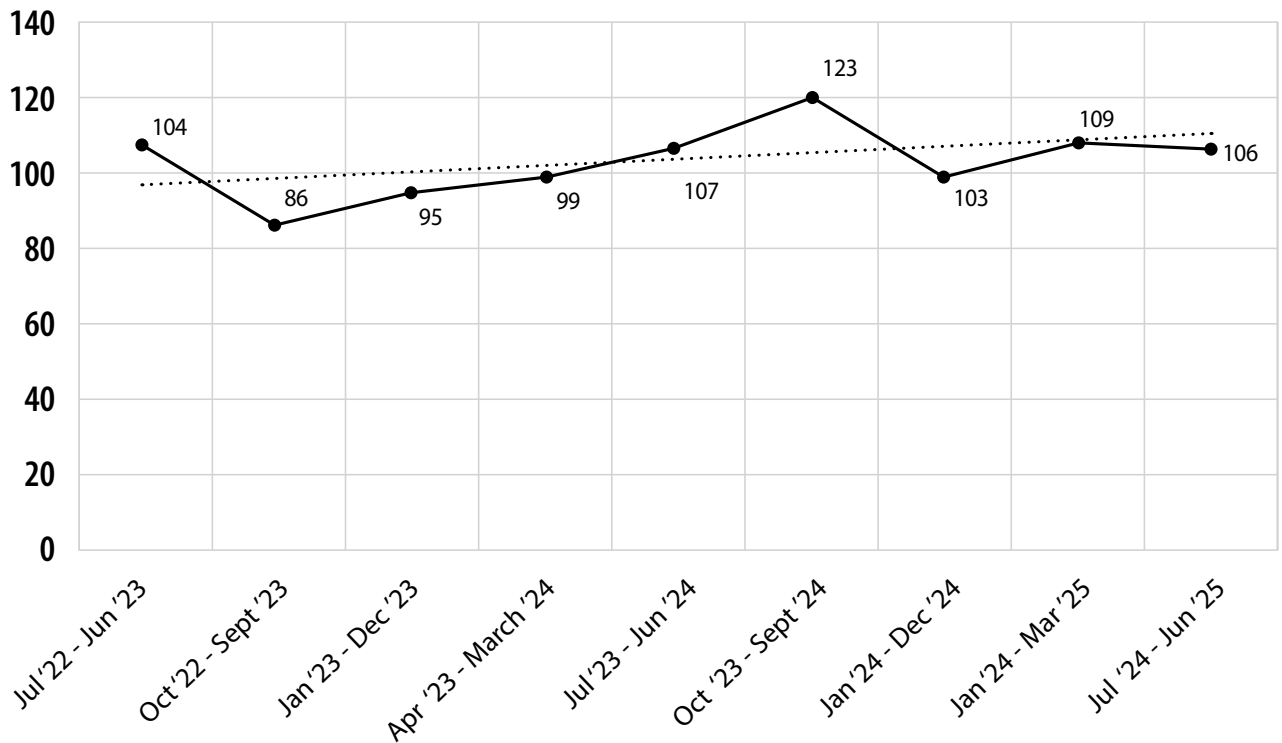
2. Value represents 2023 data published on 3/26/25 by American Community Survey through the United States Census Bureau, which is populated on a calendar basis (January through December) for all of Los Angeles County (not just unincorporated communities).

3. Information is extracted from US Census Bureau data, which is released on an annual basis with some time delay. The update for 2023 data was made available in March 2025.

4. Previous values of the number of safety improvements reported may change as project completion dates are reported.

Total Traffic Fatalities

County-maintained Roadways



Los Angeles County Public Works Traffic Collision Database (Exported 6/26/2025)

KEY TAKEAWAYS

- All performance measures remain neutral or positive, reflecting Transportation CSA's commitment to its priorities.
- Total traffic fatalities from July 2024 to June 2025 were approximately flat from a one year period between July 2023 to June 2024. (i.e., 107 deaths between 7/1/2023 and 6/30/2024 compared with 106 deaths between 7/1/2024 and 6/30/2025).
- Net County Cost allocations approved through the supplemental budget process allowed Public Works to review over 600 intersections and install red curbs where needed to enhance pedestrian safety and encourage compliance with California's Daylighting Law AB413, accounting for the notable increase in safety improvements implemented on CCCs. Additionally, Leading Pedestrian Intervals and/or Accessible Pedestrian Signal units were installed at approximately 20 intersections during the quarter.
- Transportation CSA continues to work with Federal administrators to secure agreements for funding awarded through the Bipartisan Infrastructure Law.
- Transportation CSA continues to work with various partners to develop and implement efforts to address illegal street racing and takeovers, including infrastructure deterrents to supplement diversion, education, and law enforcement efforts by others.
- Transportation CSA continues outreach to various communities Countywide to inform them about the nonconforming vehicle ordinance and their potential future inclusion within its boundaries.

Environmental Services

"People in Los Angeles County are thriving in a safe, clean, and sustainable environment."



2023 Waste Generation in Unincorporated County:

- Population: **1 million**
- Waste generation: **2.7 million tons**
- Equivalent to **15 pounds per person per day**

2023 Waste Disposal in Unincorporated County:

- **0.91 million tons** disposed in landfills
- Equivalent to **5 pounds per person per day**

MAJOR PROGRAMS/SERVICES

Public Works is the lead County agency responsible for advising the Board of Supervisors on waste management issues and manages numerous Countywide, regional, and unincorporated area programs that monitor, regulate, and manage the collection, treatment, and disposal of solid and hazardous waste.

Los Angeles County has the most complex solid-waste management system in the nation, comprised of 10 municipal solid waste landfills, 9 inert-waste landfills, over 70 materials recovery, transfer/processing and organic waste management facilities, and over 100 permitted waste haulers.

Public Works also manages, operates, and maintains sewer infrastructure comprised of sewer lines, sewage pumps, and wastewater control treatment plants within the Consolidated Sewer Maintenance and the Marina Sewer Maintenance Districts, providing services to over 2 million people within the County unincorporated communities and 38 cities. The Environmental Services Core Service Area is also responsible for Public Works' fleet, which includes on- and off-road vehicles and equipment.

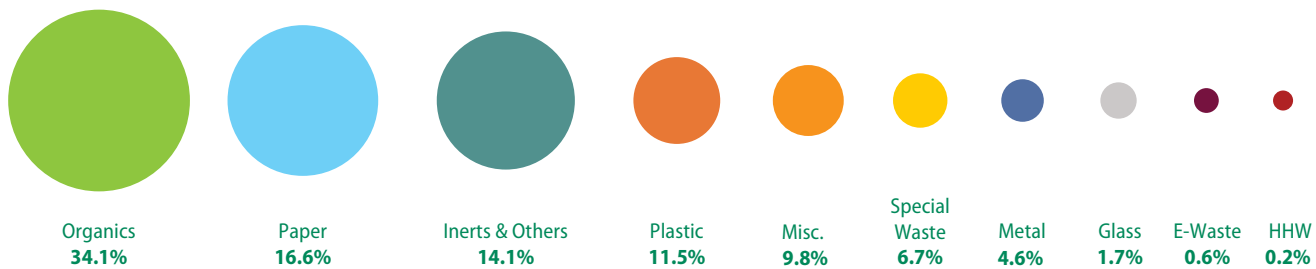
Waste Collection and Disposal

Public Works provides trash collection and recycling services for approximately 1 million unincorporated area residents and nearly 20,000 businesses through comprehensive waste collection franchises and Garbage Disposal District systems. In the Antelope Valley and Acton/Agua Dulce, residential trash collection services are provided to approximately 100,000 residents through an open-market system. Each year, Los Angeles County unincorporated area residents and businesses generate nearly 2.7 million tons of solid waste; approximately 0.9 million tons of which are disposed at landfills.

Waste Diversion Programs

On September 13, 2022, the Board of Supervisors unanimously adopted the Los Angeles County Zero Waste Plan which is an update to the 2014 Roadmap to a Sustainable Waste Management Future. The Zero Waste Plan lays out a general framework for the strategies and initiatives that the County can implement to decrease reliance on landfills by maximizing the recovery of products, materials, and energy from waste that would otherwise be disposed. The Plan includes disposal reduction targets to achieve 95 percent waste diversion by 2045.

Components of Waste Stream



Public Works manages numerous County unincorporated areas and Countywide solid waste reduction and recycling programs, a few of which include the Household Hazardous (HHW) and Electronic Waste (E-Waste) Management, Environmental Education & School Outreach, Smart Gardening, Construction & Demolition Debris Recycling, and Food Donation Recovery and Outreach Program (Food DROP) Programs.

Sewer Maintenance Infrastructure

The sewer infrastructure, maintained by Public Works, includes 4,630 miles of sanitary sewers, 87 pump stations, and 4 wastewater treatment plants.

Public Works' sewer maintenance staff has a goal to inspect 500 miles of sewer infrastructure each year via a Closed-Circuit Television (CCTV) program to improve system maintenance by early identification and repair of blocked/deteriorated sewer lines. The outcome of this inspection program is a reduction of overflow events and assurance of continuous uninterrupted sanitary sewer service.

Public Works Fleet

The Public Works fleet includes nearly 3,000 pieces of on- and off-road vehicles and equipment. To support the mission of preserving sustainable and safe communities, gasoline and diesel equipment will be replaced with cleaner burning alternative fuels and zero-emission vehicles.

6,469 tons

Household Hazardous Waste/E-Waste Collected FY 2023-24

37,951 gallons

Used-motor oil collected at
County used-motor oil permanent centers
FY 2023-24

18.5 tons

Batteries collected at
designated County Libraries
FY 2023-24

2024 Solid Waste Quantities in Los Angeles County

Generation = Diversion + Disposal



Amount of trash generated

**30.8 million
tons per year**



Amount of trash diverted

**20.0 million
tons per year**



Amount of trash disposed

**10.8 million
tons per year**



KEY ISSUES/CHALLENGES

- The sustainable management of the 30.8 million tons of solid waste generated by residents and businesses per year is a major challenge, as well as ensuring adequate disposal capacity for the waste that cannot be recycled or otherwise diverted.
- Waste disposed at landfills is also a major source of greenhouse gases that contributes to climate change.
- Increasing regulations and the communities' demand for equitable, environmentally conscious, and economical solid waste management systems challenge our ability to meet customer expectations.
- China's National Sword Policy, which was announced in 2017 and took effect in 2018, has created challenges for California's recycling markets by restricting the import of recyclable materials such as low-grade plastics, unsorted mixed paper, and scrap metals.
- Ensuring Los Angeles County has adequate organic waste management infrastructure to comply with the organic waste landfill disposal reduction requirements of Senate Bill 1383 (SB 1383).
- Industrial waste discharges and the underground storage of hazardous materials, if not properly managed, can lead to surface and groundwater contamination, which impacts health and safety and the environment.
- Ensuring the sewer system is sustainable through risk-based condition assessment of the infrastructure reduces sanitary sewer overflows and provides reliable sewer services at an affordable cost.
- Aging infrastructure and varying regional management practices have reduced the effectiveness and reliability of the sewer infrastructure.
- Implementing policies and practices to reduce our carbon fuel footprint is key to support cleaner, healthier communities.

STRATEGIES

- **Build Infrastructure to Support Organic Waste Diversion**

- Utilize InfrastructureLA and the Solid Waste and Recycling Management Subcommittee (SWARM) to discuss regional issues related to infrastructure and engage local leaders to specifically discuss current challenges surrounding sustainable waste management in Los Angeles County.
- Leverage and secure funding to develop the required organic waste processing infrastructure for jurisdictions to comply with the requirements of SB 1383.
- Encourage, promote, and support the development of conversion technologies as alternatives to landfills.
- Prioritize recycling organic waste and developing new organic waste recycling infrastructure capacity to convert organic waste into valuable products such as renewable energy and fuels.

- **Prepare Communities to Manage Organic Waste**

- Develop and implement a comprehensive communication plan with multimedia components and robust community engagement and outreach.
- Establish strong partnerships with local officials and various community-based organizations.
- Implement organic waste collection for all residents and businesses in all County unincorporated communities.

- **Keep Unincorporated County Communities Clean**

- Implement Strategies and Initiatives in the County's Zero Waste Plan to decrease reliance on landfills and achieve zero waste by 2045.
- Continue to operate the Commercial Franchise system to require organic waste recycling and other services to increase recycling in the commercial sector.
- Expand Food DROP to assist more businesses in connecting with non-profits to distribute food to those in need.
- Reduce illegal dumping in County unincorporated area roads, streets, and alleys through collection, education and outreach campaigns, and enforcement of illegal dumping violations.
- Ensure the sanitary sewer collection system facilities are properly operated, maintained, and managed to reduce frequency and severity of sanitary sewer overflow events and their potential impacts on public health, safety, and the environment while meeting applicable regulations and laws.
- Transition the Public Works Fleet to an all-electric fleet to reduce vehicle greenhouse gas emissions.

STRATEGIES STATUS (FOURTH QUARTER: APRIL–JUNE 2025)

Strategy: Build Infrastructure to Support Organic Waste Diversion

Public Works is pursuing the following actions to advance the development of organic waste management infrastructure:

1. Develop a regional roadmap for the development of organic waste management infrastructure.
 - Consider supporting organic waste management facilities in development or proposed by local agencies in the region by providing feedstock and/or procuring end products.
 - Collaborate with local agencies in the region to leverage existing infrastructure and encourage the development of new organic waste management facilities.
2. Identify locations to site new infrastructure and expand existing material processing facilities' ability to incorporate organic waste processing and conversion technologies.
 - Completed preliminary feasibility analysis of 13 closed landfill sites. Identified three closed landfill sites for further analysis, which showed that two have existing uses that preclude development of organic waste processing infrastructure. A detailed evaluation of the remaining site is planned.
 - Finalized Countywide siting analysis, which identified 138 stand-alone parcels for potential development. A workplan for the detailed evaluation of these parcels, beginning with identifying site ownership, is being developed.

Strategy: Prepare Communities to Manage Organic Waste

Public Works is advancing efforts to prepare communities to manage their organic waste through the following:

1. Ensure organic waste collection service is successfully implemented within all unincorporated communities.
 - Most residential customers in County unincorporated areas have organic waste collection service.
 - Monitored implementation to ensure proper source separation of waste materials.
 - Continued the site visits and outreach for all commercial customers.
 - Taking necessary steps to develop a new waste collection system in North County.
 - Preparing the Environmental Impact Report for review and certification by the Board of Supervisors.
2. Expand the Food Donation and Recovery Outreach Program (Food DROP).
 - Continued to provide educational outreach and monitored SB 1383 food recovery compliance with over 100 Tier One and Tier Two Edible Food generators. Reached out to additional 116 food recovery agencies to confirm their information and food recovery activities for updates on the countywide ArcGIS food recovery map.
 - Conducted site visits at food recovery agencies in County Unincorporated Communities to ensure compliance with SB 1383 by maintaining records of food recovery activities; assess the agencies' needs in edible food recovery and provide support including resources, supplies, and equipment.
3. Implement a strong, comprehensive organic waste communication plan.
 - Continued to implement strategies to educate residents and local officials, and support collaboration to manage organic waste in the region.
 - Attended 10 community outreach events to provide residents education and resources on sustainability programs, including organic waste management.
 - Hosted 10 community specific engagement meetings to provide residents updates about their waste

hauling services, which include organic waste recycling.

- Provided educational information and resources via FightFoodWasteLA.com, CleanLA.com, social media platforms, and print materials.
 - FightFoodWasteLA.com provides information and resources on food waste reduction and organic waste recycling to County residents and businesses. Since the launch of a Google Ads Campaign in August 2023 to promote FightFoodWasteLA.com, the website has attracted over 140,000 active users through the end of June 2025.
4. Seek feedback from the community on awareness of and participation in organic waste management.
 - Continued to distribute surveys to gather customer satisfaction feedback on current waste and recycling services, including organic waste management. Surveys were available on postcards, newsletters, and social media.
 5. Secure funding to help prepare communities to manage organic waste.
 - Received approximately \$2.5 million in local assistance grant funds from CalRecycle to utilize by April 2026. Public Works will be utilizing the funds to procure large scale multilingual media campaigns. Funds will also be utilized to purchase equipment and enhance the Food DROP program.

Strategy: Keep Unincorporated County Communities Clean

Public Works is taking action to keep Unincorporated County communities clean, provide efficient and high-quality waste collection, and advance the Zero Waste Plan. The following efforts help address the impact of greenhouse gas emissions from organic waste and the Public Works fleet, as well as mitigate sanitary sewer spills, thereby ensuring the health and safety of our customers and the environment:

1. Continued to implement the County's Single-Use Plastics Ordinance, including developing implementation guidelines and a waiver process.
 - Implementing a community outreach plan, developing a digital campaign, and updating the ordinance website to raise awareness and provide information on the ordinance to residents, businesses, sustainability-focused organizations, and policymakers.
 - Preparing outreach materials for retail facilities and gathering contact information for covered retail establishments in unincorporated Los Angeles County.
 - Visiting food facilities to provide outreach and assess progress in ordinance implementation.
2. Established Repair Clinic events to teach residents how to repair items to help divert material from ending up in landfills.
 - Public Works provided marketing, volunteer recruitment, and/or in-person assistance at five repair clinic events in collaboration with other local agencies and non-profit organizations. Public Works is considering signing agreements with public entities to facilitate the scheduling and hosting of future events at locations throughout the County.
3. Educated approximately 37,503 students through the Countywide Environmental Defenders Program (K-5th grade) with approximately 115 Countywide live in-person assembly presentations focusing on the Four Rs (Reduce, Reuse, Recycle, and Rethink), Household Hazardous Waste and Electronic Waste, Stormwater Pollution Prevention, Water Conservation, and organic waste.
4. Through the Countywide Generation Earth (GE) Program (6th-12th grade) 65 environmental service-learning projects were conducted from 44 schools countywide directly impacting more than 2,244 students.
 - GE hosted the 3rd Annual Environmental Youth Summit on April 23, 2025, at the Natural History Museum, engaging approximately 200 6th-12th grade students and 6 teachers from 6 schools Countywide. The Summit consisted of interactive workshops, career panel speakers, a student highlight panel, activities, and a resource fair.

- GE hosted a Summer Institute Workshop for 40 educators, focusing on key environmental topics such as waste management, water conservation, and forestry. The workshop included a resource fair to equip teachers with the tools, strategies, and knowledge to implement environmental service-learning projects at their schools.

5. Community Outreach and Education.

- Public Works participated in 10 community events to provide resources about programs available to all County residents to help properly manage and recycle material such as mattress waste (including box springs and futons), tires, organic waste, and more.
- Public Works hosted and attended community meetings to provide unincorporated residents with information on their waste and recycling services as well as additional resources.
- Public Works, in collaboration with the Dodgers Foundation and iHeart Media, launched a comprehensive multi-platform campaign that focuses on resources to prevent and report illegal dumping. This effort complements the campaign promoting beverage container recycling that was launched last quarter, with both projects sharing the same partners but targeting different environmental issues. The illegal dumping campaign includes radio spots, social media engagement, outdoor billboards, and a survey-based contest offering participants a chance to win a signed Dodgers jersey. With an estimated reach of 31 million impressions, the campaign is designed to significantly boost public awareness and encourage community involvement in combating illegal dumping. It will run throughout the Dodgers' baseball season and, if applicable, extend into the playoffs and World Series, offering additional exposure and impact.
- In continued support of the strategy to prepare communities to manage organic waste, Public Works launched a Spanish-language campaign promoting food waste recycling. The campaign includes radio spots on two major Spanish-language stations, and static digital advertisements in both English and Spanish that will be displayed on up to 8,200 monitors located in taxi and rideshare vehicles, transit hubs, and at grocery store checkout counters across the County. Running through December 2025, the campaign is projected to generate nearly 6 million impressions.

6. Reduce illegal dumping in County unincorporated areas roads, streets, and alleys.

- Continued removal of illegally dumped waste by contract haulers and Public Works crews.
- Continued outreach to promote proper disposal options, which help prevent illegal dumping.
- Held community curbside cleanups for convenient disposal of unlimited trash and bulky items.
- Held three tire collection events, collecting 159 tons (equivalent to 15,900 passenger tires).
- Held three mattress collection events, collecting 195 units of mattresses and box springs.

7. Provide residents with convenient, safe, and legal means to properly manage their HHW/E-Waste.

- Provided 9 temporary and 7 permanent collection events.
- Encouraged source reduction, alternatives to HHW, and promoted the HHW Reuse Centers.
- Provided outreach and education, including geotargeting, about available disposal options available for used motor oil and oil filters, sharps, and household batteries.
- Continued to promote curbside collection of E-Waste and the mail-in program for sharps available to residents in County unincorporated communities.

8. Reduce frequency and severity of sanitary sewer overflow events.

- Issued Notices to Proceed for repairs in the City of Pico Rivera, and City of Rancho Palos Verdes.

9. Transition the Public Works Fleet to an all-electric fleet.

- Public Works currently has 82 electric vehicles in its fleet.
 - There are 30 electric pickup trucks in the fleet.
- Nine electric pickup trucks are currently being upfitted and expected to be ready for active service in August 2025.



Generation Earth 2024 Summit

RESULTS-BASED ACCOUNTABILITY: SUMMARY

Population Accountability

Population Outcome: People in Los Angeles County are thriving in a safe, clean, and sustainable environment.				
Population Indicators	Current Value	Current Reporting Period	Previous Value	Previous Reporting Period
Tons of waste disposed in landfills	2,599,556	Oct – Dec 2024*	2,443,220	Jul – Sept 2024
Reports of illegal dumping in LA County	3,877*	Apr – Jun 2025	3,852	Jan – Mar 2025
Tons of greenhouse gas emissions in LA County	5.2 Million MTCO2E	2018***	5.2 Million MTCO2E	2018
Number of health advisory warnings and closures for lakes, rivers, and beaches annually in Los Angeles County due to sewage spills	0	Apr – Jun 2025	1	Jan – Mar 2025

* Reports on the tons of waste disposed in landfills are generally available six months after the reporting period.

** Reports of illegal dumping are for April and May with an estimate for June.

*** The 2045 Climate Action Plan estimated that GHG emissions generated by community activities in unincorporated Los Angeles County in 2018 (the most recent inventory completed) were approximately 5.2 million metric tons of carbon dioxide equivalent (MTCO2e). This indicator will be updated the next time the Climate Action Plan is updated.



Dodger's Day at Heartwell Park

Performance Accountability

Strategy 1: Build Infrastructure to Support Organic Waste Diversion					
Performance Measures (April – June 2025)	Current Actual Value	Previous Period	Current Target Value	Current Trend	Baseline % Change
Number of sites permitted*	2	2	3	→	0%
Facilities built/expanded	0	0	3	→	0%
Grants/funding secured	0	0	2	→	0%

* Current Target Value is annual. Values recorded under current and previous values represent a running total.

Strategy 2: Prepare Communities to Manage Organic Waste					
Performance Measures (April – June 2025)	Current Actual Value	Previous Period	Current Target Value	Current Trend	Baseline % Change
Number of people engaged quarterly	312,432	243,671	350,000	↑	28.21%
Tons of organic waste collected quarterly	27,021*	23,675	54,528	↑	14.13%

*Tons of organic waste collected for April and May with a projection of 8,449 for June.

Strategy 3: Keep Unincorporated County Communities Clean					
Performance Measures (April – June 2025)	Current Actual Value	Previous Value	Current Target Value	Current Trend	Baseline % Change
County Unincorporated Area diversion rate for 2024	70%	67%	80%	↑	4.48%
Tons of illegal dumping collected quarterly	3,130*	3,025	4,238	↑	3.47%
Number of customer complaints quarterly	3,274**	3,231	7,332	↑	1.33%
Customer experience rating	3.31	3.54	3.0	↓	6.50%
Tons of GHG emissions reduced annually for waste diversion	585,229	572,802	626,607	↑	2.17%
Tons of GHG emissions reduced annually for Public Works' fleet	279***	223	3,790	↑	25.11%
Rate of sewer spills (per 100 miles maintained)	0	0.92	0	↓	100%

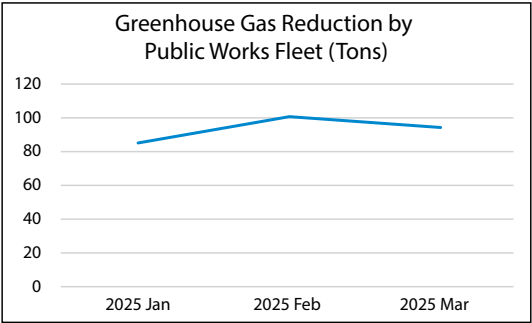
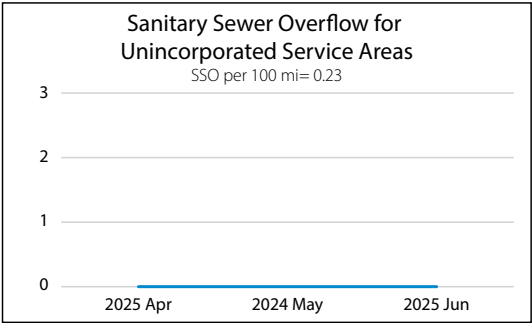
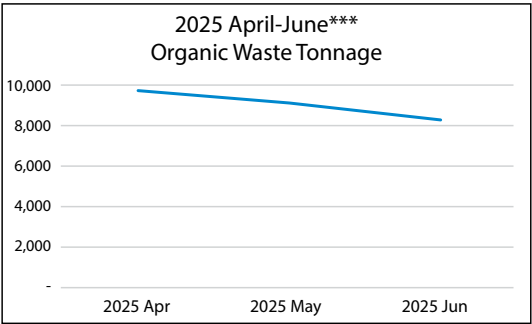
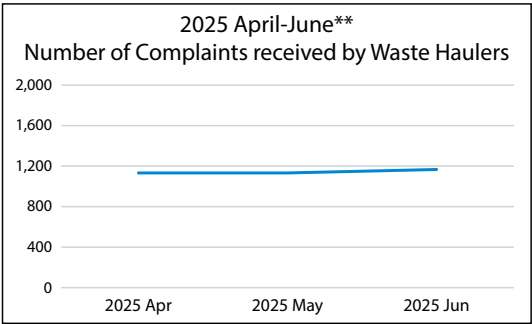
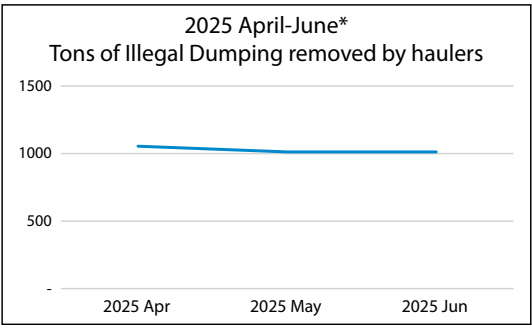
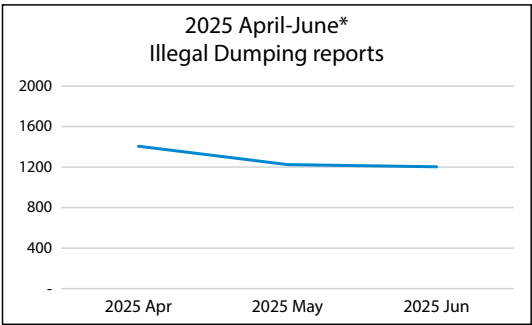
*Illegal dumping tonnage includes actual data for April and May with a projection of 1,025 for June. The previous period was January with a projection of 2,198 tons for February and March.

**Number of customer complaints includes actual data for April and a projection of 2,168 for May and June. The previous period was January with a projection of 1,698 for February and March.

***PW Fleet GHG emissions reduced is a quarter behind. Data is for January – March 2025.

KEY TAKEAWAYS

The following charts represent a few of the Performance Measures trends for Strategies 2 and 3.



*This is actual data for April and May 2025 with projections for June.

**This is actual data for April 2025 with estimates for May and June.

***For April 2025, actual organic tonnage for Garbage Disposal Districts and Residential Franchises, and estimated tonnage for Commercial Franchises. For May and June, all tonnages are estimated.



Construction Management

"Public Works is the Builder of Choice in Los Angeles County."

Live Oak Library



In FY 2024–25

18 new or renovated County building projects completed, valued at nearly \$53 million, and within budget

18 infrastructure projects completed, valued at \$71 million



MAJOR PROGRAMS/SERVICES

Capital Projects Programs

Public Works' Construction Management Core Service Area provides program/project management services for the County's Capital Projects Program, typically considered vertical infrastructure. This includes the renovation of existing building facilities and the master planning, programming, and construction of new building facilities for many County departments, including Animal Care and Control; Beaches and Harbors; Chief Executive Office; Child Support Services; District Attorney; Fire; Health Services; Justice, Care, and Opportunities; Mental Health; Parks and Recreation; Probation; Public Health; Public Libraries; and Sheriff's.

Currently, Public Works manages approximately 260 active capital projects with a total project value of nearly \$4 billion.

Infrastructure Program

Construction Management also manages Public Works' annual Infrastructure Program, typically considered horizontal infrastructure. It provides internal service to Public Works divisions by providing a complete menu of professional project management and construction management services for a wide variety of infrastructure projects, each with unique requirements, schedule constraints, and impacts on the surrounding communities. These services are delivered at the highest level at the most affordable cost by delivering the individual projects in strict accordance with legal, community, and design requirements; providing for the general safety of the public and County staff; and by employing best practices from both the construction and project management industries.

Public Works continues working to be more innovative and cost-efficient for both internal customers and the public. To achieve this, we have created a new division focused on an outcome-based, integrated project delivery system that is customer-oriented, efficient, and effective. This will combine the best practices of infrastructure and capital project delivery to improve overall results.

Currently, Public Works manages 230 active infrastructure projects with a value of over \$2.9 billion.



The County's Homeless Initiative

The Homeless Initiative is designed to generate a coordinated set of County Strategies to reduce homelessness through an intensive, inclusive planning process in six areas: prevention of homelessness, subsidized housing, increased income, case management and support services, creation of a coordinated system, and an increase in affordable housing.

As part of the Homeless Initiative Strategies, Public Works has completed construction of three Restorative Care Village (RCV) projects at the Los Angeles General Medical Center (formerly LAC+USC Medical Center) in Los Angeles, Rancho Los Amigos National Rehabilitation Center in Downey, Olive View Medical Center in Sylmar, and the Behavioral Health Center at the Martin Luther King, Jr. Medical Center. Together, these projects provide a total of 434 transitional housing beds to assist patients with medical, mental health, and substance use disorders. Public Works executed design-build project contracts for subsequent phases of the RCV at Los Angeles General Medical Center, which will provide 32 residential withdrawal management beds and 96 subacute mental health beds. A feasibility study was completed for a RCV at the Harbor-UCLA Medical Center, which recommends an additional 64 transitional beds; identification of funding for the delivery of the project is underway. In late 2024, Public Works assisted the Department of Mental Health and Third District in pursuing a grant application for state Behavioral Health Continuum of Infrastructure Program (BHCIP) funding to construct a new facility at the Olive View Medical Center in Sylmar. In May 2025, Department of Mental Health notified Public Works of their successful award of approximately \$119 million in BHCIP grant funds. Public Works is currently underway carrying out the Design-Build solicitation to complete the design and construct a new Continuum of Care Facility which will bring an additional 48 mental/behavioral health beds to the medical center and North County communities.

Relative to the Los Angeles County Shelter Crisis Declaration, Public Works, in association with the Board of Supervisors and Chief Executive Office, is also embarking on fast tracking projects to create new homeless shelters and safe parking sites throughout the County. Since 2019, interim housing projects have been completed to house up to 474 residents and providing 148 beds. Additional interim projects in progress can provide up to 800 additional new beds and safe parking for up to 100 vehicles and recreational vehicles. Public Works also continues to support the Chief Executive Office with jurisdictional approval assistance and design and construction monitoring for Project Homekeys 1.0, 2.0, and 3.0, where the California Department of Housing and Community Development has funded County partnerships with local nonprofit organizations to acquire and convert motels into interim housing and permanent supportive housing for Los Angeles County residents experiencing homelessness. Project Homekey has delivered nearly 700 units to date, with another 1,400 units currently in development.

The County has worked with the State of California to identify six unused buildings at the Metropolitan State Hospital campus in Norwalk that will be renovated and transformed into a continuum of housing and treatment options for people with mental health challenges – the proposed Los Angeles County Care Community.

490
total active capital and
infrastructure projects
with a project value
of approximately
\$6.9 billion



Ladera Park

KEY ISSUES/CHALLENGES

- **Project Management Delivery**
Keeping in-line with project control technology and trends allows Public Works to foster a competitive edge and collaborate more efficiently with the private industry. Utilizing technology and project delivery methods that are on-par with our contractors helps to improve process efficiencies, resulting in lower costs, time savings, and improvement in customer and stakeholder satisfaction demands.
- **Addressing Broad Scope of Client Needs**
All County departments provide specific services and have unique needs while each Supervisorial District has different priorities that best serve their constituents. Public Works must be able to proactively respond and quickly adapt to changing customer demands.
- **Aging Buildings and Infrastructure**
 - Ensuring processes are in place to allow Public Works to carry out the evaluation and repair or replacement of buildings and infrastructure that have outlived their useful lifespan.
 - Ensuring sufficient staff and resources are available to carry out projects funded through the recently approved Federal and State legislative bills.

STRATEGIES

- **Improve Organizational Effectiveness**
 - Prioritize streamlining processes and implementing organizational improvements to ensure that projects are delivered within scope, schedule and budget.
 - Implementing a new Project Management Information System will play a major role in process improvements.
- **Improve Client Relations**
 - Enhance customers' understanding of the infrastructure development process and the roles and responsibilities of other stakeholders, including the part of the customer.
 - Develop project delivery playbooks and capital project delivery road maps for both vertical and horizontal infrastructure projects.
 - Conduct customer experience surveys and meetings with client departments to understand their perspective of successes and challenges to improve project management practices.

STRATEGIES STATUS (FOURTH QUARTER: APRIL–JUNE 2025)

Strategy: Improve Organizational Effectiveness

1. Based on Public Works' review of its current project delivery approaches, a Project Controls Group was formed to provide support to infrastructure projects by providing cutting-edge project scheduling, information gathering, tracking, and reporting. This quarter, the group continued to focus on improving portfolio data accuracy and reporting available for different Enterprise users.
2. On March 20, 2025, Public Works released the Request for Proposal for the new Project Management Information System (PMIS), which includes more detailed and explicit requirements for the County's business. The PMIS is to provide an integrated program and project management function for the Construction Management Branch. Potential Vendors are to submit their bid proposal for the RFP by June 30, 2025.
3. Public Works has deployed an outcome based integrated infrastructure project delivery model that has standardized processes, procedures, tools, and technologies. This system, when fully stabilized, will optimize processes, be customer-oriented, and be more efficient, effective, and innovative. This quarter, stabilization efforts continued to improve delivery system processes, procedures, tools, and technologies deployed to all infrastructure projects within the Enterprise portfolio.

Strategy: Improve Client Relations

1. Public Works collaborated with the Internal Services Department (ISD) and the Los Angeles County Development Authority on a Project Delivery Playbook that outlines the types of projects and services each can provide to other County departments. The initial playbook was completed in June 2023 and was reviewed by the Chief Executive Office. The Playbook is currently being updated to reflect increased project delivery methods and authority for ISD and will be revisited by all three departments to ensure it captures the vision of all.
2. Public Works is creating a Capital Project Delivery Roadmap, which will outline the various phases in the implementation of County Capital Projects and roles and responsibilities. A draft of the roadmap was completed in June 2023 with input by the Chief Executive Office. Public Works will continue to finalize the draft and share it with the Board offices and the various client departments for whom Public Works delivers projects.
3. Public Works issued a Customer Experience Survey for their County Department and Public Works Division customers during Fiscal Year 2024-25, Quarter 2. Surveys will be issued on an annual basis and when a major project project is completed. Next survey is scheduled for Fiscal Year 2025-26, Quarters 1 and 2.

RESULTS-BASED ACCOUNTABILITY: SUMMARY

Population Accountability

Population Outcome: Public Works is the Builder of Choice in Los Angeles County.				
Population Indicators	Current Value	Current Reporting Period	Previous Value	Previous Reporting Period
Percentage of vertical infrastructure projects delivered within scope, as expressed by:	100% (2 of 2)	4/1/25 – 6/30/25	N/A (0 of 0)	1/1/25 – 3/31/25
A) Percent of change orders executed on new construction projects within 10%				
Percentage of vertical infrastructure projects delivered within scope, as expressed by:	83% (5 of 6)	4/1/25 – 6/30/25	80% (4 of 5)	1/1/25 – 3/31/25
B) Percent of change orders executed on renovation/refurbishment projects within 15%				
Percentage of vertical infrastructure projects delivered within 3 months of schedule	50% (4 of 8)	4/1/25 – 6/30/25	40% (2 of 5)	1/1/25 – 3/31/25
Percentage of vertical infrastructure projects delivered within budget	100% (8 of 8)	4/1/25 – 6/30/25	100% (5 of 5)	1/1/25 – 3/31/25
Percentage of horizontal infrastructure projects delivered within scope, as expressed by percent of change orders executed on projects within 15%	75% (6 of 8)	4/1/25 – 6/30/25	67% (2 of 3)	1/1/25 – 3/31/25
Percentage of horizontal infrastructure projects delivered within schedule	50% (4 of 8)	4/1/25 – 6/30/25	33% (1 of 3)	1/1/25 – 3/31/25
Percentage of horizontal infrastructure projects delivered within budget	50% (4 of 8)	4/1/25 – 6/30/25	67% (2 of 3)	1/1/25 – 3/31/25

* Please refer to Key Takeaways on next page

Performance Accountability

Strategy 1: Improve Organizational Effectiveness					
Performance Measures (April – June 2025)	Current Value	Previous Value	Current Target Value	Current Trend	Baseline % Change
Percentage of vertical infrastructure projects with soft cost below 30% *	50% (4 of 8)	100% (5 of 5)	80%	↓	-50%
Percentage of vertical infrastructure projects with bids/proposals within 10% of final cost estimates	100% (1 of 1)	67% (2 of 3)	80%	↑	49.6%
Percentage of horizontal infrastructure projects with soft cost below 30% *	100% (8 of 8)	100% (3 of 3)	80%	→	0%
Percentage of horizontal projects with bids/proposals within 15% of final cost estimates	50% (2 of 4)	86% (6 of 7)	80%	↓	-41.9%

* Please refer to Key Takeaways below

Strategy 2: Improve Client Relations					
Performance Measures (April – June 2025)	Current Value	Previous Value	Current Target Value	Current Trend	Baseline % Change
Percentage of Customer satisfaction rating above "Good" *	83%	83%	90%	→	0%*

* Please refer to Key Takeaways below

KEY TAKEAWAYS

- Overall, baseline data shows that our Core Service Area is excelling in some areas while other areas have opportunities for improvement.
- Vertical infrastructure projects not delivered within 3 months of schedule were delayed due to unforeseen project site conditions and contractor issues outside of Public Works' control.
- Soft cost data for horizontal infrastructure projects is still being refined and going through quality assurance review to ensure that data related to Transportation and Water projects is accurate.
- Horizontal infrastructure project data reported for the Fiscal Year quarter are for projects that have completed the lifecycle within that quarter and excludes Job Order Contract and On-Call Work Orders, or projects authorized via Board Motion.
- The Customer Experience Survey was distributed to customers, and the responses were collected and reported in the previous quarter, Quarter 2. No surveys were conducted this quarter. Surveys will be issued annually and when a major project is completed.



Public Contracting and Asset Management

"Public Works is a center of excellence for modern infrastructure design, technical services, asset and property management, mapping services, and public contracting."





MAJOR PROGRAMS/SERVICES

The Public Contracting and Asset Management (PCAM) Business Area is an internal-serving group, that focuses on providing technical support services to the Enterprise. Our goal is to make Public Works a center of excellence for modern infrastructure design, technical services, asset and property management, mapping services, and public contracting.

Public Works serves the largest and most diverse county in the nation. This comes with inherent challenges as we strive to design, build, and maintain the infrastructure needed to provide essential services to the communities we serve. The PCAM Business Area views this as an opportunity to showcase the quality support services we provide, which are critical to position Public Works as the most trusted public agency in the region.

To be an industry leader and fulfill our duty to the public, the Business Area must continue to adapt and adopt emerging trends and technologies; ensure staff receives the training and support needed to refine and expand their skills; and build and strengthen relationships with other Public Works Business Areas, partner agencies, and public stakeholders.

Optimize Service Delivery

Public Works focuses on maintaining a skilled and technical workforce capable of developing resilient and sustainable infrastructure and providing essential services that meet the needs of all Los Angeles County communities.

As such, PCAM is committed to ensuring that our internal and external customers are satisfied with the technical services we provide, and that Public Works has a highly skilled workforce capable of developing and delivering modern infrastructure. PCAM's ability to deliver services on time and on budget is critical because delays lead to higher project costs, which in turn reduce the funding available for other projects. We strive to create a culture where ongoing learning, skill development, and innovation are encouraged to retain the technical staff and expertise needed to address the current and future impacts of climate change on our infrastructure.



Equitable Contracting Practices

Public Works manages a comprehensive, full-service contracts operation to meet service and construction-related contracting needs throughout the County. The Agency also develops and manages multiple contract-related programs designed to promote equitable opportunities for economic development, job creation, and engagement with local communities and businesses.

Optimized Asset Management

Public Works administers real property management services for the County; supports land development and land rights activities; maintains 156 County-owned facilities; and provides specialized trades services for buildings, dams, pump stations, and other flood control and water conservation infrastructure throughout Los Angeles County.

In addition, Public Works is responsible for enhancing public safety and the quality of life for the people of Los Angeles County by providing state-of-the-art traffic operations and maintenance services, including traffic signals, streetlights, and pavement preservation.

4th Quarter FY 2024-25

(All Districts)

Contracts Awarded:



Over

\$121M

Over

\$67M

To Small Businesses

Jobs Created:

1,507

Public Works maintains

156

County-owned field facilities. This quarter, technical and trades staff completed over 598 work orders for maintenance, repairs, and special projects.



KEY ISSUES/CHALLENGES

- Providing ongoing training and education opportunities to the large and diverse Public Works technical staff.
- Reducing competition with outside service providers and increasing in-house services through career development and positive customer experience.
- Recruiting and retaining licensed professional surveyors due to the statewide shortage.
- Competition with other departments and agencies to retain trained staff.
- Managing County-owned facilities that require ongoing maintenance and preservation, while addressing emerging issues related to climate change.
- Implementing mandated initiatives from the Board of Supervisors to advance equity in County contracting, support local small and underutilized businesses, and promote regional job creation that are continuously compounding and evolving.

STRATEGIES

- **Optimized Service Delivery**
 - Provide specialized technical services and strive to cultivate a highly skilled workforce to support projects and services for Los Angeles County residents and businesses.
 - Support and/or offer certification, education, licensing, and training programs to technical staff.
 - Deliver innovative technical services on time and on budget to increase satisfaction with internal and external customers.
- **Equitable County Contracting Practices**
 - Commit to the implementation of practices and Board priorities that increase equitable opportunities in the region, while fulfilling all contracting needs for Public Works projects and services.
 - Successfully implement County programs that create opportunities for local businesses and the community workforce, while efficiently meeting all contracting needs.
- **Optimized Asset Managements**
 - Maintain optimum functionality at the Public Works Headquarters Campus and field facilities, which are critical to the delivery of services and projects throughout Los Angeles County.
 - Develop plans and programs to reinvest in Public Works facilities to improve service delivery and increase preventative maintenance projects that support the sustainability of assets and contributed to financial health.

STRATEGIES STATUS (FOURTH QUARTER: APRIL–JUNE 2025)

Strategy: Optimized Service Delivery

1. PCAM has created a dashboard for functional managers to track budgets, expenditures, and schedules, and allow more effective reporting on the efficiency of in-house technical services. The current report includes information on on-time service delivery and on-budget delivery.
2. During this reporting period, staff participated in conferences hosted by the League of California Surveying Organizations, California Land Surveyors Association, and California Spatial Reference Center. Staff provided a presentation on 'Surveying After a Fire Disaster' at the League of California Surveying Organizations Geomatics Conference in May 2025. Staff also attended the Annual Spring Seminar hosted by the American Society of Civil Engineers Geo-Institute Los Angeles Chapter to learn about the latest industry research on geotechnical engineering, and the American Public Works Association Southern California 2025 PWX Conference in Carson.
3. During this reporting period, Public Works continued implementing Infrastructure Collaborative, an enterprise-wide knowledge sharing program. The Program is designed to provide employees with the opportunity to learn about current best practices and explore solutions to common challenges in our work with the goal of enhancing service delivery. The monthly discussion sessions are conducted by subject matter experts within Public Works and are focused along four infrastructure service tracks: Planning, Delivery, Operations & Maintenance, and Funding/Finance. Three sessions were held this period titled Tree Program and Maintenance Guidelines, Funding Overview, and Problem/Opportunity Identification with Stakeholder and Community Input.
4. During this reporting period, Public Works ramped up office space for a One-Stop Permit Center within the Eaton Fire impact area to effectively launch the Fire Recovery efforts. This also entailed securing additional parking facilities and implementing tenant improvements to meet the needs of the staff and the community.

Strategy: Equitable County Contracting Practices

1. Public Works participated in seven business outreach and development events this quarter, in alignment with our commitment to creating equitable contracting opportunities for underutilized businesses. These events reached approximately 1,900 attendees, provided information and resources on how to do business with Public Works, and took place in partnership with various agencies, including Board offices, the Department of Economic Opportunity, LA Metro, Internal Services Department, Merriwether and Williams, Los Angeles World Airports and Caltrans. Advertisements for these events reached nearly 33,000 people, and businesses expressed interest in County contracting.
2. Public Works is dedicated to promoting equity in contracting by implementing key programs aimed at supporting individuals facing barriers to employment in Los Angeles County and empowering small and historically underutilized businesses with the knowledge and resources to compete for contracting opportunities. These programs include the Countywide Community Workforce Agreement, the Local and Targeted Worker Hiring Program, and the Contractor Development and Bonding Assistance Program. During this reporting period, Public Works continued to increase staffing resources to enhance support for these initiatives.
3. PCAM began collecting data from all firms interested in Public Works contracting opportunities to determine if a firm is a small business or historically underutilized business, how they learned about the opportunity, if the firm submits a proposal, and if the firm is ultimately awarded a contract. This data will help Public Works target outreach to boost the participation in County contracting.

Strategy: Optimized Asset Management

1. Public Works continues to prioritize the safety, functionality, and sustainability of our facilities. This quarter, we successfully completed two renovation projects, including a roof recoating and feasibility study at Alcazar Lower Yard for GMED, and mixing boxes replacement at HQ.
2. Public Works has identified over 20,588 facility preventative maintenance work orders and projects to be completed in Fiscal Year 2024-25, with 100 percent of those work orders and projects completed in this reporting period.
3. Public Works is committed to enhancing the management of traffic control assets by holding regular meetings and engaging contract cities to share best practices in maintenance and operations. This quarter, Public Works met with the City of Lomitas, Glendora, Palmdale, Lawndale, and Inglewood to discuss improving responsiveness, enhancing customer experience, and exploring additional services to boost the cities' roadway safety.
4. To enhance its asset management capabilities, PCAM implemented a cutting-edge, GIS-centric asset management program called CityWorks. This innovative tool will transform how the Agency manages its facilities and infrastructure assets. This quarter, the focus has been on advancing system implementation, including weekly updates with the Timmons Group, monthly working group sessions, and preparations for a scheduled Go-Live date in November (no later than December). In addition, PCAM has continued to offer staff opportunities to obtain GIS certification, empowering them to fully leverage the system's functionalities.
5. Public Works received a grant of \$875,000 from the California Energy Commission. This grant will be used to install 54 additional electric vehicle charging stations in the headquarters campus to address the growing number of County owned electric vehicles. Construction is estimated to begin in April 2026.

RESULTS-BASED ACCOUNTABILITY: SUMMARY

Population Accountability

Population Outcome: Public Works is a center of excellence for modern infrastructure design, technical services, asset and property management, mapping services, and public contracting.				
Population Indicators	Current Value	Current Reporting Period	Previous Value	Previous Reporting Period
Percentage of technical services delivered on time*	83%	April–June 2025	81%	January – March 2025
Percentage of technical services delivered on budget*	82%	April–June 2025	83%	January – March 2025
Percentage of construction contracts that meet or exceed mandatory hiring goals	87%	April–June 2025	82%	January – March 2025
Percentage of scheduled and budgeted facility maintenance and renovation projects completed each Fiscal Year**	100%	April–June 2025	84%	January – March 2025

* Values indicate entire fiscal year percentage because some projects span multiple quarters.

Performance Accountability

Strategy 1: Optimized Service Delivery					
Performance Measures (January – March 2025)	Current Actual Value	Previous Value	Current Target Value	Current Trend	Baseline % Change
Percentage of customer feedback responses receiving positive rating.	97%	98%	100%	↓	1%
Number of projects submitted for recognition by industry partners	3	3	2	→	0%
Percentage of project submissions receiving awards	67%	33%	100%	↑	103%
Vacancy rate (percentage) for technical positions in the Business Areas	12%	11%	12%	↑	9%
Percentage of technical staff who are eligible for a professional license or certification and actively pursuing licensure	53%	52%	100%	↑	2%

Strategy 2: Equitable County Contracting Practices					
Performance Measures (April – June 2025)	Current Actual Value	Previous Value	Current Target Value	Current Trend	Baseline % Change
Percentage of construction projects in compliance with mandatory hiring goals	81%	81%	100%	→	0%

Strategy 3: Optimized Asset Management					
Performance Measures (April – June 2025)	Current Actual Value	Previous Value	Current Target Value	Current Trend	Baseline % Change
Percentage of scheduled and budgeted facility upgrade projects completed each Fiscal Year	52%	48%	100%	↑	8%
Percentage of scheduled and budgeted preventative maintenance work completed each Fiscal Year	100%	84%	100%	↑	19%

KEY TAKEAWAYS

- The PCAM Business Area continues to provide services to County operations while maintaining work of the highest caliber.
- Due to the Palisades and Eaton fires, PCAM's focus was geared towards recovery and rebuilding efforts for residents. This effort was accomplished without compromising day-to-day operations.
- Customer service remained PCAM's number one priority as we maintained an above average feedback rate based on customer survey results. Functional managers continued to have quarterly meetings with their counterparts, and service delivery was rated 4.5 on a scale of 1 to 5.
- Vacancy rates went up this quarter. However, many exams have been posted to fill vacancies.
- Once again, PCAM saw an increase in facility upgrade projects and preventative maintenance work that ensures the longevity of Public Works' infrastructure as all budgeted projects were completed this fiscal year.

Municipal Services

"Creating vibrant communities that are safe and resilient in unincorporated Los Angeles County."



2,100 subdivision improvement
plans reviewed annually

19,871 building permits valued at
\$2.2 billion issued annually



MAJOR PROGRAMS/SERVICES

Public Works' Municipal Services Core Service Area (CSA) is responsible for the development of safe, sustainable, and resilient communities. As such, the CSA provides programs and services that enable sustainable and resilient developments, environmental protection, social equity, quality of life, and economic development within Los Angeles County. Services provided include efficient project entitlement, permitting, and inspection of residential, industrial, and commercial developments; code enforcement and property rehabilitation programs; graffiti abatement services; initiatives to bridge the digital divide; and administration of the Office of Oil and Gas.

Municipal Services CSA also enhances housing and community development by advancing affordable housing for low-income communities and persons experiencing homelessness. Additionally, Municipal Services CSA safeguards Los Angeles County communities by preparing for and responding to daily incidents; supporting County emergency operations during major emergencies and disasters such as January's Windstorm and Critical Fires incident; and collaborating with first responders, such as Sheriff, Fire, and Office of Emergency Management, to provide outreach on emergency preparedness and community resiliency.

Land Development

Public Works, in partnership with the Department of Regional Planning, provides streamlined land development services on California Environmental Quality Act document reviews, entitlements, permitting, inspection services, and permit approvals for customers. This is made possible with the online enterprise plan checking system – EPIC-LA. Each year, approximately 2,100 subdivision-related plan reviews are performed, and 290 new subdivision maps are recorded. During the fourth quarter of Fiscal Year 2024-25, 533 subdivision-related plan reviews were performed and 51 new subdivision maps were recorded. In addition, Public Works provides land development and County Surveyor services for 42 cities through contract city services.

Permits and Inspection

Public Works is also responsible for the enforcement of building regulations for public and private buildings and operates at ten regional permit offices providing building permit and inspection services. An estimated 19,871 building permits with a valuation of \$2.2 billion are issued annually and made available online via Public Works' interactive "Building Permit Viewer" website. At the end of the fourth quarter of Fiscal Year 2024-25, there were 3,769 building permits issued with a valuation of approximately \$500 million.

Of the permits issued during the fourth quarter of Fiscal Year 2024-25, there were 1,242 solar permits issued, which yields an estimated yearly energy production of 22,241,312 kWh. This amount of solar energy is roughly the equivalent of 3,396 passenger vehicles removed from the road per year. In addition to online permit services, Public Works provides building official services for 9 cities through contract city services.

Public Works is also responsible for providing permit and inspection services for general construction, transportation, filming, and other activities within unincorporated County public rights-of-way and other activities affecting Los Angeles County Flood Control District facilities and right-of-way, including underground confined space inspection services for storm drain facilities. Public Works also provides permit and inspection services in city public rights-of-way for three contract cities and transportation permit issuance for 21 contract cities. Approximately 4,390 road/flood encroachment and transportation permits were processed and over 8,723 inspections were performed based upon the data collected during the fourth quarter of Fiscal Year 2024-25.

Homelessness and Housing

Public Works is dedicated to ensuring safe and sustainable communities for all. This is achieved in many ways, including collaboration on interim housing projects for persons experiencing homelessness (PEH), the inspection and assessment of shelters and interim housing during emergencies or severe weather events, and for projects such as Project RoomKey, which is focused on the most vulnerable populations and PEH. Public Works also provides project management services on interim and permanent supportive housing projects for PEH, such as Project HomeKey, and expediting the process for affordable housing, and the granting of certificates of occupancy. At the end of the fourth quarter of Fiscal Year 2024-25, there were 2,222 residential building permits finalized which enabled housing occupancy.

County Garage Conversion Accessory Dwelling Unit Program

Adaptive reuse is a concept used as early as the 1970's for the process of repurposing existing buildings to encourage sustainable development through conversion while minimizing reconstruction and demolition waste. In response to the Board of Supervisors' (Board) Emergency Declaration to alleviate the housing crisis, Public Works is currently promoting adaptive reuse of existing garages into new Accessory Dwelling Units (ADU) through an expedited permit processing using standardized sheets, pre-construction meetings, and construction guide. During the fourth quarter of Fiscal Year 2024-25, there were approximately 75 garage conversion applications received for permitting and 48 building permits issued in the County Garage Conversion ADU Program.

Express Permits

To further assist constituents needing simple permits where the project will not require a plan review, Public Works created a series of online express permits for the categories of mechanical, electrical, plumbing, sewer, and solar. This process allows hundreds of applicants to instantly receive permits 24/7, once the fees are paid, while ensuring the proposed work is inspected to ensure building code compliance.

Code Enforcement and Property Rehabilitation Program

Public Works performs code enforcement activities related to property maintenance to improve public safety and quality of life in unincorporated communities. Program staff respond to complaints and investigate and resolve public nuisance, unsightly property conditions, or unpermitted construction issues within a community. Based upon data collected at the end of the fourth quarter of Fiscal Year 2024-25, there were 123 new code enforcement cases, 146 new property rehabilitation cases, and 122 Nuisance Abatement Team cases.

The Nuisance Abatement Team cases typically include County regulation violations enforced by the Departments of Regional Planning, Health Services, Fire, and Animal Care & Control and require the assistance of a multiagency Task Force, including County law enforcement and the District Attorney's Office for enforcement actions. In addition, Public Works performs code enforcement activities related to private property, on a compliant basis, to investigate and resolve unpermitted construction.

Building and Safety services to

9 Cities

9 million square feet of graffiti removed per year by Public Works.

Land Development services to

42 Cities

Graffiti Abatement

Public Works administers the County's Graffiti Abatement Program, which is tasked with the removal of graffiti in the unincorporated areas of the County and Flood Control District channels. The Program also includes an outreach component to encourage communities to report graffiti. At the end of the fourth quarter of Fiscal Year 2024-25, Public Works abated 40,636 graffiti tags throughout the County, to promote safe and sustainable communities.

Community Services

Public Works engaged with over 125 unincorporated communities to address local needs, resolve issues, and enhance quality of life. Community Liaisons worked directly with town councils, homeowner associations, community groups, the Board offices, and constituents to build strong community relationships.

During the fourth quarter of Fiscal Year 2024-25, Public Works attended 101 community meetings across all five Supervisorial Districts to strengthen partnerships, promote transparency, and build public trust within these diverse communities.

Public Works also provided municipal services to incorporated cities within Los Angeles County. Through General Service Agreements, cities contracted with Public Works to access a skilled workforce, extensive resources, reliable service delivery, and emergency response capabilities. Community Liaisons were assigned as City Service Liaisons to each partner city to manage contract services, coordinate capital projects, and support the advancement of regional strategic priorities.

During the fourth quarter of Fiscal Year 2024-25, Public Works completed approximately 68 City Service Requests for 28 cities within Los Angeles County.

Special Assessment Districts

Public Works manages 26 Landscape Maintenance Districts Zones across the County with most of the zones in Supervisorial District 5, a few in Supervisorial District 1, and one in Supervisorial District 3. A robust community engagement plan has been prepared to collaboratively discuss maintenance levels of service and potential fee increase options with residents. The engagement plan utilizes door hangers, constituent surveys, and hybrid community meetings to achieve financial stability in each of the impacted zones. One community meeting was held with a Landscape Maintenance District Zone during the fourth quarter of Fiscal Year 2024-25.

Public Works manages 11 Drainage Benefit Assessment Areas (DBAA) located in the Antelope Valley. Out of the 11 DBAAs, 7 have landscaping and irrigation, and 4 have weed abatement and litter control performed.

County Improvement Districts

Public Works administers the County Improvement Districts Program. The California Streets and Highway Code allows for the formation of County Improvement Districts and issuance of assessments levied upon properties with the improvement district to finance the construction or installation of public infrastructure, such as a new water or sewer line, or a conversion of a private street to a public street. The Program is currently receiving an increasing number of requests to assist residents in converting septic to public sewer projects in Altadena, an area heavily impacted by the January Eaton

Fire. Public Works has prepared a primary map identifying all the properties that are on septic systems. This map has been used to guide and organize mini virtual community meetings. The County of Los Angeles Treasurer and Tax Collector has been researching financing options for these projects and the feasibility of having property owners paying the loan back to the County via their property tax bills. During the fourth quarter of Fiscal Year 2024-25, 13 virtual community meetings were conducted. To date, Public Works has received 10 petitions. A Notice to Proceed (NTP) was issued to a design consultant in May to assist with the preparation of preliminary design and cost estimates for the neighborhoods that submitted petitions for Public Works to start feasibility studies.

Office of Oil and Gas

The Office of Oil and Gas (Office) was created to allow the County to be informed about existing oil and gas operations and ensure coordination to promote better public and environmental health. The Office, in coordination with the California Geologic Energy Management Division (CalGEM), the Chief Sustainability Office, and the County Departments of Regional Planning, Public Health, and Fire - Health HazMat, developed a framework to plug and abandon idle oil wells, with the goal of improving environmental conditions for frontline communities. The Office also created a website (<https://oilandgas.lacounty.gov>) to provide information on pending legislation, the regulatory framework, and current events, as well as provide an electronic form for members of the community to submit their concerns related to oil or gas facilities. An Oil and Gas Well Geographic Information System Dashboard is available on the website to view and access data on wells located in Los Angeles County. The Office is in coordination with CalGEM to permanently plug and abandon six orphan wells in the unincorporated West Hills as part of the State's Oil and Gas Well Abandonment Expenditure Plan. The physical work to plug and abandon the wells is anticipated to begin in Spring 2026.

In response to a September 2021 motion by the Board, the Department of Regional Planning prepared an ordinance to amend Title 22 to prohibit new oil wells and production facilities in all zones, designate existing wells and production facilities as nonconforming uses in all zones, and establish regulations for existing oil wells and production facilities. The ordinance applies to unincorporated areas except for the Baldwin Hills Community Standards District, areas designated as a specific plan, and uses operating under a valid discretionary permit. On January 24, 2023, the Board adopted the Oil Well Ordinance, which became

effective on February 23, 2023. On May 14, 2024, the Board approved an amendment to the Baldwin Hills Community Standards District (CSD) to be consistent with the Countywide Oil Well Ordinance. A revised Oil Well Ordinance is being proposed to integrate the amendments to the Baldwin Hills CSD and the County of Los Angeles General Plan, and to clearly establish and apply local regulatory authority granted by AB 3233.

In addition, the Chief Sustainability Office responded to another September 2021 Board motion to implement the recommendations outlined in the initial Just Transition Strategy report, such as expanding the Stakeholder Taskforce to be inclusive of frontline and tribal communities, identifying and addressing key data gaps, including the demographics of fossil fuel workers and economics of the fossil fuel industry in the County, to inform a Just Transition Strategy, and report back to the Board on updates. The latest report, which presented the completed Just Transition Strategy, was submitted to the Board on December 5, 2022. The motion also directed the Chief Executive Officer (CEO) to explore options to increase revenue dedicated to the ongoing implementation of the Just Transition Strategy, including relevant State and federal funding sources.

Fire Recovery Efforts

In recent years, wildfires have occurred at an unprecedented scale and frequency. Public Works supports the fire response by assisting with road clearing, water sources, building assessments, and incident command. Following the fires, Public Works coordinates with County, State, and Federal agencies to expedite the removal of hazardous debris to prevent contamination of soil and surface waters. Public Works evaluates and maps debris flow hazards, provides engineering advice to residents, and participates in a unified command to protect communities during storms. Additionally, Public Works supports communities throughout their recovery. This includes emergency projects to restore infrastructure and utilities, improve flood control systems, and streamlining the permit processes for the repair and rebuilding of homes and businesses. Public Works is currently engaged in these activities in response to the January Windstorm and Critical Fires incident.

Resilient Construction

Pursuant to Chapter 7A of the Building Code, Public Works is ensuring new buildings, and any additions, alterations or repairs made to existing buildings located within any Fire Hazard Severity Zone, are now constructed with materials and construction methods to be resilient against future fires.

Building Code Adoption

The State of California adopts updated Building Standards Codes every three years, and pursuant to that schedule, the updated California Building Standards Codes was implemented on January 1, 2023, in the form of the 2023 Los Angeles County Building Codes. Los Angeles County conducted outreach to stakeholders and worked in concert with other regional jurisdictions to amend the State code to address construction-related concerns specific to the Southern California region. Many of the amendments establish critical structural design requirements that make buildings more resilient to wildfires and potentially severe earthquakes in Southern California. Public Works also ensured incorporation of amendments in support of the County Sustainability Plan.

Newhall Ranch – Mission Village

The ongoing efforts by Public Works on this project include:

- Bi-weekly meetings with FivePoint's executive team to discuss high-level workflow and staffing issues.
- 114 total units have been permitted for single-family residences and multi-family buildings in the fourth quarter of Fiscal Year 2024-25.
- 1,232 and 1,924 total permits and units have been issued for single-family residence and multi-family buildings.
- Collaboration with the Treasurer and Tax Collector and County Counsel to acquire and transfer community facilities district (CFD) facilities, with a valuation of \$1.24 billion, financed by a CFD, to the County and Flood Control District.

Emergency Management

Public Works assists the CEO's Office of Emergency Management with Countywide emergency planning and preparedness activities, is a member of the County Emergency Management Council, and serves as lead of the Construction and Engineering Branch of the County Emergency Operations Center. Public Works also operates and maintains a Department Operations Center (DOC) to manage local emergency responses and support County emergency operations during major emergencies and disasters. The DOC was activated on April 28 for the Service Employees International Union (SEIU) work action and on June 10 for the civil unrest in response to the Federal government's Immigration and Customs Enforcement (ICE) action.

Public Works' Response Costs* for Recent Disaster Events:

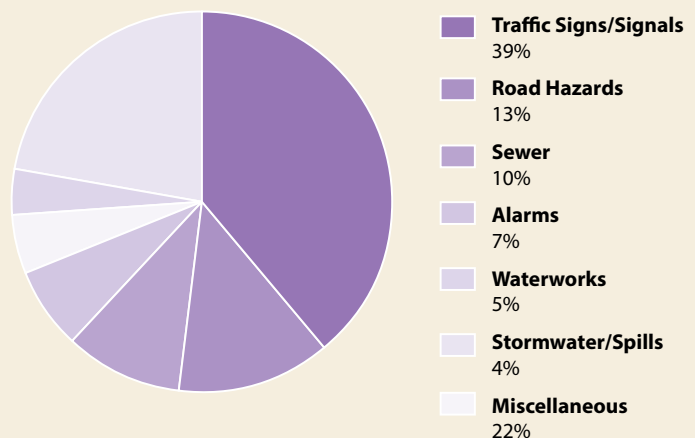
2022 Tropical Storm Kay	\$4.7M
2023 Winter Rainstorms	\$190.2M
2023 Tropical Storm Hillary	\$2.6M
2024 Early February Rainstorms	\$35.8M
2025 January Windstorm and Fires	\$230.2M

** Documented costs for Public Works' response phase activities for declared emergencies only. Recovery and mitigation costs are not included.*

PUBLIC WORKS DISPATCH SERVICES



Analysis of Fiscal Year 2024-2025 Dispatch Calls, excluding graffiti reports



24/7
Hours Days
per week

60,000
Calls Per Year

**COMMUNICATION
SYSTEMS**
Telephone / Radio / Electronic

**ALARM SYSTEM
MONITORING**



Public Works Dispatch Center

Public Works operates a Dispatch Center and hotline (1-800-675-HELP) 24 hours-a-day, 7-days a week, which coordinates nearly 60,000 service and emergency calls annually. This includes reports regarding graffiti, potholes, hazmat spills, water service disruptions, illegal dumping, sewer overflows, damaged signs, and malfunctioning traffic signals. The Dispatch Center also assists in coordinating the efforts between Public Works field crews and law enforcement or other safety responders. Road closures for County-maintained roads are posted at: pw.lacounty.gov/rmd/roadclosures and Traffic signal incidents at: pw.lacounty.gov/OSD/TrafficSignalIncidents/.

County Building Evaluation Team (CBET)

A comprehensive emergency response plan has been developed, in partnership with the CEO and Internal Services Department, which includes processes on the prioritization and evaluation of County buildings in the event of a major emergency, such as a major earthquake, tsunami, or extensive flooding. Public Works is tasked with evaluating the structural integrity of all County buildings. Public Works personnel conducted trainings and completed the annual update of the County Building Evaluation Team (CBET) Manual. Public Works will continue to conduct exercises to ensure appropriate staff are familiar with the CBET Plan and further test earthquake preparedness and response.

Safety Assessment Program (SAP)

Public Works is an active participant in the State of California's Safety Assessment Program (SAP) which provides professional engineers, architects, and certified building inspectors to assist local governments in safety evaluations of the built environment in the aftermath of a disaster. Managed by the California Governor's Office of Emergency Services (Cal OES), SAP brings together volunteers, professional organizations, and mutual aid resources. By training and certifying our own staff as SAP evaluators, Public Works continues to strengthen our workforce and provides the ability for SAP to respond to major disasters. Currently Public Works has 192 active SAP evaluators.



Continuity of Operations (COOP) Plan

The Continuity of Operations Plan (COOP) identifies essential functions and processes that must be continued or rapidly resumed after disruption of normal activities. Public Works analyzed over 150 processes and prioritized their value to protect critical infrastructure, life, and property. The COOP identifies the resources needed to restore essential processes and ensure that the fundamental responsibilities of Public Works are executed during responses to emergencies or disasters.

KEY ISSUES/CHALLENGES

The well-being and safety of our communities and workforce

- Provide outreach and engagement with the development community and permit applicants, to increase their understanding of the processes and best practices for sustainability, resiliency, and quality of life.
- Improve and simplify processes for permitting, to be more customer-friendly and efficient, while ensuring safety and code compliance.
- Improve collaboration among permitting departments for a concerted submittal review process to address customer needs, resiliency, and recovery after disasters.
- Adopt methods to quickly and flexibly adjust staffing levels to accommodate economic changes, customer demand, and emergency incidents.

Guiding and ensuring modern infrastructure that uplifts all communities

- Ensure equity in program plans and services, particularly in underserved and unfinished communities.
- Develop and strengthen strategic relationships, including opportunities for collaboration, community input, and stakeholder engagement.
- Increase dwelling units across the unincorporated County, including affordable housing and ADUs.
- Take actions to address the crisis of PEH, such as measures focused on interim and affordable housing and safe, clean communities.
- Bridge the digital divide through initiatives to ensure broadband infrastructure development and equitable access to broadband.

The preparedness of our Public Works community and the community at large

- Increase workforce awareness of operational authority and available resources to facilitate efficient enterprise-wide emergency responses and recovery efforts.
- Build community resilience and educate our at-risk unincorporated residents on emergency and disaster preparedness information through meaningful community outreach and engagement.
- Promote community awareness of available services and resources provided by Public Works, particularly in the context of emergency management and related municipal services.
- Develop and strengthen strategic relationships and collaborative opportunities to support situational awareness, regional preparedness, response efficiency, and recovery and resiliency efforts.
- Support preparation for emerging social, environmental, health, and technology issues, recognizing the interplay between these issues and their implications for emergency management.

STRATEGIES

Accelerate Housing

An essential element of vibrant, safe, and resilient communities is the availability of housing throughout the region. Increasing the number of dwelling units and housing projects awarded certificates of occupancy is an important measure of success, along with the timeliness and responsiveness of the permitting process, designed to be customer-friendly and efficient, while ensuring safety, code compliance, and equity across the County.

Actions include:

- Improving processes and workflows to enhance customer experience
- Streamlining permitting
- Targeting educational outreach for stakeholders, including communities and the industry

Increase the State of Readiness and Community Preparedness

Public Works is responsible for a wide variety of critical infrastructure and services, which directly support the communities and economy of Los Angeles County. Any major disruptions to our critical infrastructure and services can have catastrophic impacts to our region, resulting in loss of life and property. Public Works prioritizes preparedness, response, recovery, and mitigation for all hazards. This involves comprehensive and mandated training for Public Works' personnel and collaboration with our strategic partners to help inform and educate our communities to better prepare for any hazard. Ensuring our state of readiness for Public Works and the communities we serve is fundamental to vibrant, safe, and resilient communities.

Actions include:

- Ensuring compliance with State and Federally mandated emergency management trainings.
- Participating in and hosting emergency management exercises to test readiness and preparedness.
- Participating in community workshops, educational series, and events to support engagement on emergency-related issues including climate resiliency.
- Completing After-Action Reports and assessing opportunities for improvements.

STRATEGY STATUS (FOURTH QUARTER: APRIL–JUNE 2025)

Strategy: Accelerate Housing

1. Public Works continues to provide expedited services for projects that have an affordable housing component or provide affordable housing stock in other ways, such as ADUs, that may positively impact PEH.
2. Public Works continues to collaborate with the Departments of Regional Planning, Fire, and Public Health to provide coordinated reviews and inspections, with a target to increase the number of permits and certificates of occupancy issued.
3. Public Works is engaged in internally examining streamlined permitting processes and workflows to improve turnaround times on customer submissions; and externally educating and engaging stakeholders to enhance customer experience.

Strategy: Increase the State of Readiness and Community Preparedness

1. Public Works continues to participate in outreach events to educate Los Angeles County residents on emergency preparedness for all hazards, including earthquakes, fires, and floods. This quarter, Public Works attended six outreach events to share preparedness resources with its communities: Los Angeles County Sanitation Districts Earth Day, Public Works Earth Day, DENA Phirst Aid Day, NAACP Earthquake Preparedness, Westchester Yard Safety Awards, and the Senior Wellness Village Resource Fair.
2. Public Works is conducting an After Action Report (AAR) for the January Windstorm and Critical Fires Incident that included the Eaton and Palisades Fires. This report will provide critical insights into response efforts, identifying strengths and areas for improvement to enhance readiness and operational effectiveness during future wind-related emergencies.
3. Public Works continues to take proactive steps to prepare for emergencies by participating in tabletop exercises and educational seminars. By attending these tabletop exercises and educational seminars, Public Works continues to gain valuable knowledge about the efforts and resources offered by our partner agencies and helped improve our situational awareness and strengthen communication and coordination during large-scale emergencies or special events across the Los Angeles region. This quarter, Public Works participated in the FEMA Planning for Disaster Debris Management course, Los Angeles International Airport (LAX) AirEx 2025 full scale emergency simulation, California Department of Public Health's Multi-Year Integrated Preparedness Plan workshop, and California Department of State Hospitals-Metropolitan earthquake exercise.
4. Public Works continues to implement a social media campaign to increase public awareness by sharing emergency and preparedness information and resources regarding extreme heat preparation, wildfire prevention, and flooding.
5. Public Works coordinated an Enterprise-wide tabletop exercise for its COOP and finalized the COOP Division Annex Plans and Base Plans.
6. Public Works has continued participation as members of the Los Angeles County Fire Department Urban Search and Rescue (USAR) Team as California Task Force 2 (CA-TF2). There are currently seven Public Works engineers serving as Structures Specialists on the USAR Team.

RESULTS-BASED ACCOUNTABILITY: SUMMARY

Population Accountability

Population Outcome: Creating vibrant communities that are safe and resilient in unincorporated Los Angeles County.				
Population Indicators	Current Value	Current Reporting Period	Previous Value	Previous Reporting Period
Percent of housing demand met annually*	18%	July 1, 2024 – June 30, 2025	18%	April 1, 2024 – March 31, 2025
Number of unincorporated communities provided emergency preparedness outreach annually	3	April 1, 2025 – June 30, 2025	1	January 1, 2025 – March 31, 2025

* Includes all housing units finalized within unincorporated LA County.

Performance Accountability

Strategy 1: Accelerate Housing					
Performance Measures (April – June 2025)	Current Value	Previous Value	Current Target Value	Current Trend	Baseline % Change
Number of dwelling units based on building permits finalized and/or certificates of occupancy issued*	377	504	2,814	↓	30%
Average building plan check turnaround times (calendar days)	16	15	30	↑	7%
Average development improvement plan check turnaround times (calendar days)	25	28	30	↓	11%
Number of customer service feedback	604	542	200	↑	11%

* Baseline established by the County's 2021-2029 Housing Element ([link](#)) to meet regional housing needs of 90,052 units within the unincorporated LA County in 8 years period broken down by 4 quarters per year $[90,052/(8*4)=2,814]$.

Strategy 2: Increase State of Readiness and Community Preparedness					
Performance Measures (April – June 2025)	Current Actual Value	Previous Value	Current Target Value	Current Trend	Baseline % Change
Number of community preparedness outreach events serving at-risk communities, per quarter	6	2	3	↑	200%
Number of residents engaged during community preparedness outreach events, per quarter	3,000	1,550	150	↑	94%
Number of Public Works personnel participating in Emergency Management trainings**	18	0	144	↑	N/A
Number of targeted training exercises and educational seminars attended, per quarter	4	0	2	↑	N/A

** Minimum number of trained Public Works Personnel required to support activities in the DOC.

KEY TAKEAWAYS

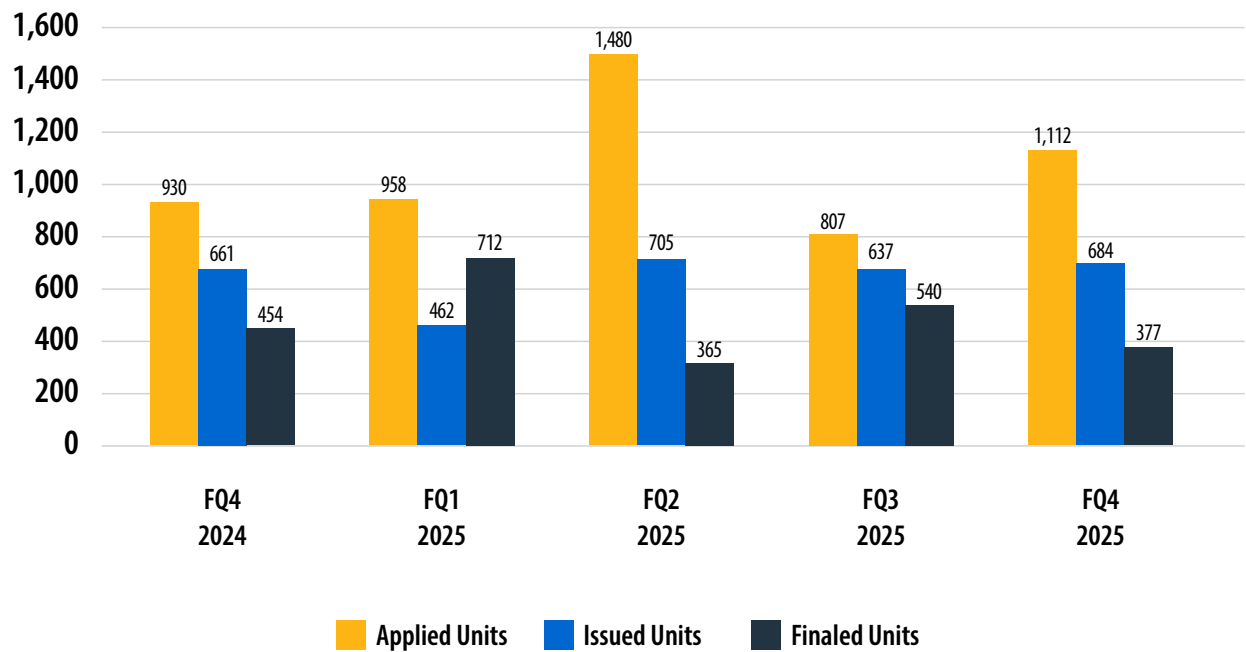
Increase State of Readiness and Community Preparedness

- Public Works attended and will continue to attend various community outreach and engagement events and conduct meaningful engagement with our at-risk unincorporated community residents on emergency preparedness for all hazards.
- Public Works collaborated closely with our strategic partners to mitigate the adverse impacts of the Eaton and Palisades Fires. Public Works personnel participated in tabletop exercises and other educational seminars to strengthen communication, coordination, and collaboration with our strategic partners to support situational awareness, regional preparedness, and response and recovery efforts.
- Public Works is appropriately staffed in each branch under the Standardized Emergency Management System, National Incident Management System, and Incident Command System structures, and in compliance with mandated emergency management trainings.
- Public Works collaborated with our strategic partners through Unified Coordination Group calls for incidents such as the SEIU work actions and civil unrest due to ICE activity.

Accelerate Housing

- To meet regional housing needs, Public Works has developed several express permits for mechanical, electrical, plumbing, sewer, and solar applications, which allows the agency to focus efforts on being responsive to developers and support the unincorporated Los Angeles County areas as being the area of choice for housing development.
- Public Works continually trains staff to maintain and improve upon quality first-round plan check turnaround times.
- Public Works has developed new processes and standard plans for garage conversions to ADUs and Junior ADUs.
- Public Works is collaborating with the Department of Regional Planning to establish a process to streamline ADU/Junior ADU standard plan approvals.
- Building permits finaled and/or certificates of occupancy issued are based on market demand which trended downward during this quarter.
- Average building plan check turnaround times (based on calendar days) increased by one day during this quarter and remains well within target.
- Average development improvement plan check turnaround times improved by increasing slightly.
- Number of customer service feedback responses improved during this quarter.

EPIC-LA Housing Units Dashboard





Appendix 1

Services Provided to Cities

VIA Agreement

Los Angeles County Public Works Services Provided To Cities (Via Agreement)

SD1

	Bridge Inspection and/or Maintenance	Building & Safety	Storm Drain Catch Basin Clean Out	Storm Drain Catch Basin Insert Maintenance (County Flood Control Catch Basins)	City Pump Station	Street Maintenance	Industrial Waste	Permit Issuance & Inspection (Transportation)	Consolidated Sewer Maintenance District	Safe, Clean Water Program	Sewer Maintenance Contract	Street Lighting Maintenance District	Subdivision Maps: Final	Subdivision Maps: Tentative	Traffic Advisor	Traffic Operations Services	Traffic Signal Maintenance	Traffic Signal Maintenance – Shared Intersections	Underground Storage Tanks	Infrastructure Design Construction	Traffic Monitoring
Alhambra	■			■						■									■	■	
Azusa	■									■			■					■	■	■	
Baldwin Park	■								■	■								■	■	■	
Covina	■		■	■						■			■			■	■	■	■	■	■
Diamond Bar	■		■				■		■	■		■							■	■	
El Monte	■			■				■		■									■	■	
Industry	■	■	■	■	■	■		■	■	■					■	■	■	■	■	■	■
Irwindale	■	■	■				■			■	■							■	■	■	
La Puente	■						■			■						■		■	■	■	
La Verne	■		■				■			■									■	■	
Los Angeles										■								■		■	
Montebello	■			■						■	■		■			■		■	■	■	
Monterey Park	■			■						■		■						■	■	■	
Pomona	■									■									■	■	
Rosemead	■		■	■	■		■		■	■								■	■	■	
San Gabriel	■			■						■			■					■	■	■	
South El Monte			■						■	■		■							■	■	
Walnut	■		■			■	■	■	■	■		■				■	■	■	■	■	
West Covina	■		■					■		■							■	■	■	■	
TOTAL	17	2	9	8	2	2	6	4	6	19	2	4	4	0	1	5	4	13	18	19	2

Los Angeles County Public Works Services Provided To Cities (Via Agreement)

SD2

	Bridge Inspection and/or Maintenance	Building & Safety	Storm Drain Catch Basin Clean Out	Storm Drain Catch Basin Insert Maintenance (County Flood Control Catch Basins)	City Pump Station	Street Maintenance	Industrial Waste	Permit Issuance & Inspection (Transportation)	Consolidated Sewer Maintenance District	Safe, Clean Water Program	Sewer Maintenance Contract	Street Lighting Maintenance District	Subdivision Maps: Final	Subdivision Maps: Tentative	Traffic Advisor	Traffic Operations Services	Traffic Signal Maintenance	Traffic Signal Maintenance – Shared Intersections	Underground Storage Tanks	Infrastructure Design Construction	Traffic Monitoring
Carson	■			■			■	■	■	■		■	■	■		■	■	■	■	■	■
Compton	■			■						■						■		■	■	■	
Culver City	■			■			■			■			■						■	■	
El Segundo	■							■		■			■				■	■		■	
Gardena	■		■	■			■			■			■					■	■	■	
Hawthorne	■			■						■			■				■	■	■	■	
Hermosa Beach				■						■			■					■	■	■	
Inglewood				■						■								■	■	■	
Lawndale		■					■	■	■	■		■	■			■	■	■	■	■	
Los Angeles										■								■		■	
Lynwood	■			■						■			■					■	■	■	
Manhattan Beach										■			■				■		■	■	■
Redondo Beach	■			■						■			■			■	■	■	■	■	
TOTAL	8	1	1	9	0	0	4	3	2	13	0	2	10	1	0	4	6	11	11	13	2

Los Angeles County Public Works Services Provided To Cities (Via Agreement)

SD3

	Bridge Inspection and/or Maintenance	Building & Safety	Storm Drain Catch Basin Clean Out	Storm Drain Catch Basin Insert Maintenance (County Flood Control Catch Basins)	City Pump Station	Street Maintenance	Industrial Waste	Permit Issuance & Inspection (Transportation)	Consolidated Sewer Maintenance District	Safe, Clean Water Program	Sewer Maintenance Contract	Street Lighting Maintenance District	Subdivision Maps: Final	Subdivision Maps: Tentative	Traffic Advisor	Traffic Operations Services	Traffic Signal Maintenance	Traffic Signal Maintenance – Shared Intersections	Underground Storage Tanks	Infrastructure Design Construction	Traffic Monitoring
Agoura Hills	■						■		■	■		■				■	■	■	■	■	
Beverly Hills				■			■			■								■	■	■	
Calabasas	■			■			■		■	■		■						■	■	■	
Hidden Hills									■	■						■		■	■	■	
Los Angeles										■								■		■	
Malibu	■								■	■		■							■	■	
San Fernando	■			■			■			■										■	
Santa Monica	■			■						■			■							■	
West Hollywood			■	■			■			■	■		■				■		■	■	
Westlake Village	■	■	■	■			■		■	■						■	■		■	■	
TOTAL	6	1	2	6	0	0	6	0	5	10	1	3	2	0	0	3	3	5	7	10	0

Los Angeles County Public Works Services Provided To Cities (Via Agreement)

SD4

	Bridge Inspection and/or Maintenance	Building & Safety	Storm Drain Catch Basin Clean Out	Storm Drain Catch Basin Insert Maintenance (County Flood Control Catch Basins)	City Pump Station	Street Maintenance	Industrial Waste	Permit Issuance & Inspection (Transportation)	Consolidated Sewer Maintenance District	Safe, Clean Water Program	Sewer Maintenance Contract	Street Lighting Maintenance District	Subdivision Maps: Final	Subdivision Maps: Tentative	Traffic Advisor	Traffic Operations Services	Traffic Signal Maintenance	Traffic Signal Maintenance – Shared Intersections	Underground Storage Tanks	Infrastructure Design Construction	Traffic Monitoring
Artesia		■					■		■	■			■						■	■	
Avalon																			■	■	
Bell	■			■						■									■	■	
Bell Gardens	■			■			■		■	■		■	■						■	■	
Bellflower	■						■		■	■									■	■	
Cerritos	■	■					■	■		■								■	■	■	
Commerce	■			■			■	■	■	■			■	■		■		■	■	■	
Cudahy	■		■				■		■	■			■						■	■	
Downey	■			■						■									■	■	
Hawaiian Gardens	■		■				■		■	■								■	■	■	
Huntington Park	■									■			■					■	■	■	
La Habra Heights	■		■						■	■							■		■	■	
La Mirada	■	■	■				■	■	■	■		■	■	■		■	■	■	■	■	
Lakewood	■	■		■			■	■	■	■			■	■		■	■	■	■	■	
Lomita		■		■			■	■	■	■		■	■	■	■				■	■	■
Long Beach	■							■		■								■		■	
Los Angeles										■								■		■	
Maywood	■			■					■	■									■	■	
Norwalk	■			■			■			■									■	■	
Palos Verdes Estates	■			■					■	■			■						■	■	
TOTAL	16	5	4	9	0	0	11	6	12	19	0	3	9	4	1	3	3	8	18	20	1

Los Angeles County Public Works Services Provided To Cities (Via Agreement)

SD4 (Continued)

	Bridge Inspection and/or Maintenance	Building & Safety	Storm Drain Catch Basin Clean Out	Storm Drain Catch Basin Insert Maintenance (County Flood Control Catch Basins)	City Pump Station	Street Maintenance	Industrial Waste	Permit Issuance & Inspection (Transportation)	Consolidated Sewer Maintenance District	Safe, Clean Water Program	Sewer Maintenance Contract	Street Lighting Maintenance District	Subdivision Maps: Final	Subdivision Maps: Tentative	Traffic Advisor	Traffic Operations Services	Traffic Signal Maintenance	Traffic Signal Maintenance – Shared Intersections	Underground Storage Tanks	Infrastructure Design Construction	Traffic Monitoring
Paramount	■			■			■	■	■	■		■							■	■	
Pico Rivera	■			■	■		■	■	■	■			■					■	■	■	
Rancho Palos Verdes				■			■		■	■									■	■	
Rolling Hills	■	■							■	■			■	■					■	■	
Rolling Hills Estates			■	■		■	■		■	■		■	■			■			■	■	
Santa Fe Springs	■							■	■	■			■					■		■	
Signal Hill				■				■		■			■						■	■	
South Gate	■			■				■		■			■					■	■	■	
Torrance	■			■						■			■					■		■	
Vernon	■			■						■			■							■	
Whittier	■									■		■						■	■	■	
TOTAL	24	6	5	17	1	1	15	11	18	30	0	6	17	5	1	4	3	13	26	31	1

Los Angeles County Public Works Services Provided To Cities (Via Agreement)

SD5

	Bridge Inspection and/or Maintenance	Building and Safety	Storm Drain Catch Basin Clean Out	Storm Drain Catch Basin Insert Maintenance (County Flood Control Catch Basins)	City Pump Station	Street Maintenance	Industrial Waste	Permit Issuance & Inspection (Transportation)	Consolidated Sewer Maintenance District	Safe, Clean Water Program	Sewer Maintenance Contract	Street Lighting Maintenance District	Subdivision Maps: Final	Subdivision Maps: Tentative	Traffic Advisor	Traffic Operations Services	Traffic Signal Maintenance	Traffic Signal Maintenance-- Shared Intersections	Underground Storage Tanks	Infrastructure Design Construction	Traffic Monitoring
Arcadia	■		■							■			■					■	■	■	
Bradbury	■		■	■					■	■						■			■	■	
Burbank	■									■			■							■	
Claremont	■									■									■	■	
Duarte			■	■			■		■	■						■	■		■	■	■
Glendale	■		■							■			■					■		■	
Glendora	■		■						■	■			■				■	■	■	■	
La Cañada Flintridge	■	■	■	■		■	■		■	■		■				■	■	■	■	■	
La Verne	■		■				■			■									■	■	
Lancaster	■							■								■			■	■	
Los Angeles										■								■		■	
Monrovia	■		■	■						■								■	■	■	■
Palmdale	■							■								■			■	■	
Pasadena	■		■							■			■					■		■	
San Dimas	■						■	■	■	■			■					■	■	■	
San Marino	■									■			■					■	■	■	
Santa Clarita	■			■			■		■	■							■	■	■	■	
Sierra Madre	■									■										■	
South Pasadena	■		■	■						■			■						■	■	
Temple City	■		■			■	■		■	■							■	■	■	■	
TOTAL	18	1	12	6	0	2	6	3	7	18	0	1	8	0	0	5	5	11	15	20	2

Appendix 2

Public Works' Priority Legislation

Public Works' Priority Legislation

As of April 7, 2025

Bill and Author	Issue Area	Status	County Position
<i>Environmental Programs</i>			
AB 70 (Aguilar-Curry, D-Davis)	Solid waste: organic waste: diversion: biomethane	Sen. Env. Quality Comm. - 7/2/25	Watch
AB 337 (Bennett, D, Oxnard)	Greenhouse Gas Reduction Fund: grant program: edible food	Asm. Appr. Comm. (2-year bill)	Support
AB 436 (Ransom, D-Stockton)	Composting facilities: zoning	Asm. Appr. Comm. (2-year bill)	Support
AB 473 (Wilson, D-Sacramento)	Environmental advertising: recyclability	Asm. Nat. Resources Comm. (2-year bill)	Watch
AB 643 (Wilson, D-Suisun City)	Climate change: short-lived climate pollutants: organic waste reduction	Asm. Nat. Resources Comm. (2-year bill)	Watch
AB 1153 (Bonta, D-Oakland)	Solid waste disposal and codisposal site cleanup: illegal disposal site abatement	Asm. Appr. Comm. (2-year bill)	Support
AB 1325 (Rodriguez, D-Chino))	Lubricants and waste oil: producer responsibility	Asm. Nat. Resources Comm. (2-year bill)	Watch
SB 404 (Caballero, D-Fresno)	Hazardous materials: metal shredding facilities	Asm. Env. Safety & Toxic Mat. Comm. - 7/15/25	Watch
SB 501 (Allen, D-Santa Monica)	Household Hazardous Waste Producer Responsibility Act	Sen. Appr. Comm. (2-year bill)	Support
<i>Municipal Services</i>			
AB 301 (Schiavo, D-Santa Clarita)	Planning and zoning: housing development projects: postentitlement phase permits: state departments	Sen. Appr. Comm. - 7/7/25	Support
AB 306 (Schultz, D-Burbank)	Building regulations: state building standards	Sen. Housing Comm.	Oppose unless amended
AB 671 (Wicks, D-Oakland)	Accelerated restaurant building plan approval: California Retail Food Code: tenant improvements	Sen. Local Gov. Comm. - 7/2/25	Watch
AB 1007 (Rubio, D-West Covina)	Land use: development project review	Sen. Local Gov. Comm. - 7/2/25	Support if amended
S. 1323 (Schiff, D-CA)	FIREWALL Act	Sen. Finance Comm.	Watch
SB 79 (Wiener, D-San Francisco)	Housing development: transit-oriented development	Asm. Housing & Community Development Comm. - 7/2/25	Watch
SB 256 (Perez, D-Pasadena)	Electricity: electrical infrastructure: wildfire mitigation	Asm. Utilities & Energy Comm.	Watch
SB 782 (Perez, D-Pasadena)	Enhanced infrastructure financing district: climate resilience districts	Asm. Local Gov. Comm. - 7/16/25	County- Sponsored

Bill and Author	Issue Area	Status	County Position
<i>Public Contracting and Asset Management</i>			
AB 339 (Ortega, D-Hayward)	Local public employee organizations: notice requirements	Sen. Labor, Public Empl. and Ret. Comm. - 7/9/25	Oppose
AB 476 (Gonzalez, D-Los Angeles))	Metal theft	Sen. Business, Professions & Econ. Dev. Comm. - 7/7/25	Support if amended
SB 409 (Archuleta, D-Pico Rivera)	Public contracts: county-owned buildings	Engrossing & Enrolling	County Sponsored
<i>Strategic Planning & Sustainability Office</i>			
SB 74 (Seyarto, R-Murrieta)	Office of Land Use & Climate Innovation: Infrastructure Gap-Fund Program	Asm. Appr. Comm. - 7/2/25	Support
SB 453 (Stern, D-Calabasas)	Microgrid incentive program	Asm. Utilities & Energy Comm. - 7/9/25	Support
SB 684 (Menjivar, D-Van Nuys)	Polluters Pay Climate Superfund Act of 2025	Sen. Judiciary Comm. (2-year bill)	Watch
SB 769 (Caballero, D-Fresno)	The Golden State Infrastructure Corporation Act	Asm. Economic Dev., Growth, & Household Impact Comm.	Support
<i>Water Resources</i>			
AB 638 (Rodriguez, D-Arleta)	Stormwater: uses: irrigation	Sen. Env. Quality Comm.- 7/2/25	Watch



Public Works
LOS ANGELES COUNTY

pw.lacounty.gov

900 S. Fremont Avenue
Alhambra, CA 91803