

CSMD Service Areas

Unincorporated County Areas

(Not all areas are listed)

Altadena
Athens
Avocado Heights
Azusa
Bassett
Castaic
Chatsworth
Del Aire
East La Mirada
East Los Angeles
East Rancho Dominguez
East San Gabriel
East Valinda
El Camino Village
El Monte
Florence/Firestone
Hacienda Heights
La Rambla
Ladera Heights
Lake Hughes
Lennox
Los Nietos
Northeast San Gabriel
North Whittier
Quartz Hill
Rancho Dominguez
Rosewood
Rowland Heights
San Jose Hills
San Pasqual
Santa Monica Mountains
South San Gabriel
South Whittier
Stevenson Ranch

Sunrise
Valinda
View Park
Walnut Park
West Carson
West Puente Valley
West Rancho Dominguez
West Valinda
West Whittier
Westfield
West Hills
Westmont
Willowbrook
Windsor Hills
Wiseburn

Cities

* Limited service on contract basis

Agoura Hills
Artesia
Baldwin Park
Bellflower
Bell Gardens
Bradbury
Calabasas
Carson
Commerce
Cudahy
Diamond Bar
Duarte
Glendora
Hawaiian Gardens
Hidden Hills
Industry
Irwindale*
La Cañada Flintridge
La Habra Heights
Lakewood
La Mirada
Lawndale
Lomita
Malibu
Palos Verdes Estates
Paramount
Pico Rivera
Rancho Palos Verdes
Rolling Hills
Rolling Hills Estates
Rosemead
San Dimas
Santa Clarita
Santa Fe Springs
South El Monte
Temple City
Walnut
Westlake Village
West Hollywood*



County of Los Angeles
Department of Public Works
Sewer Maintenance Division
P.O. Box 1460
Alhambra, CA 91802-1460

CONTACT INFORMATION

FOR QUESTIONS OR COMMENTS
REGARDING THIS ANNUAL
REPORT:

CALL (626) 300-3399

VISIT OUR WEBSITE AT:

www.dpw.lacounty.gov/smd/smd

Follow us on Twitter

@LACoPublicWorks

PLEASE SEND
WRITTEN INQUIRIES TO:

County of Los Angeles
Department of Public Works
Sewer Maintenance Division
P.O. Box 1460
Alhambra, CA 91802-1460



CONSOLIDATED

SEWER MAINTENANCE DISTRICT

12TH EDITION, 2017

We provide sewer maintenance services to protect the public and the environment in a highly efficient, effective, and responsive manner.

The Consolidated Sewer Maintenance District (CSMD), managed by the County of Los Angeles Department of Public Works Sewer Maintenance Division (SMD), provides sewage collection services to over 2 million customers in unincorporated County areas, 37 member cities, and 2 contracted cities.

FACILITIES

Sewer Lines

4,600 miles

Manhole Structures

104,151

Sewage Pump Stations

154

Wastewater Treatment Plants

4

Maintenance Yards

6

ACCOMPLISHMENTS

- ◆ 605 responses to customer service requests.
- ◆ Miles of sewer lines cleaned:
Hydro: 655
Rodder: 469
- ◆ 134,024 manhole structures inspected.
- ◆ 364 manholes raised to street level.
- ◆ 76,000 feet inspected using closed-circuit television.
- ◆ 64,193 feet treated for root intrusion.
- ◆ 11,585 pump station inspections.
- ◆ 519 major pump station repairs.
- ◆ 57,519 feet of sewer lines rehabilitated/reconstructed.

July 1, 2016, to June 30, 2017

24-HOUR HOTLINE

800-675-HELP

800-675-4357



Are you experiencing a sewer backup or overflow?

Are odors and vermin, especially cockroaches, coming out of manholes or drains?

GIVE US A CALL!



Are cockroaches coming out of the sewer manhole? DO NOT SPRAY INSECTICIDES ON THEM. Call the 24-hour hotline immediately!

Keeping Sewer Easements Free of Obstructions The Right Things to Do

What is a sewer easement?

A sewer easement is an area where we have the right to enter, maintain, repair, inspect, improve, renovate, and replace facilities including pipes and manholes; and to keep clear access (Figure 1).

Most public sanitary sewer lines and manholes are located in public rights of way such as alleys, streets, and highways. However, sometimes due to topographic challenges they are located on private properties.

Who owns the land in an easement?

The presence of an easement does not change the basic ownership of land. However, some of the landowner's normal rights are limited by the easement.

What can and cannot the landowner do in a sewer easement?

The property owner's rights to use an easement are restricted to ensure that Public Works' maintenance personnel and/or contractors have safe, practical access to inspect, repair, maintain, or renovate the sewer system. For example, construction or installation of any permanent or temporary structure or placement of any object difficult to remove on an easement is prohibited. Any such obstruction, upon the request of the County or City Engineer, shall be immediately removed at no cost to the County or city and shall not be replaced.

Planting of trees in an easement is not allowed.

Objects that can easily be removed, such as vehicles, landscaping, and inexpensive planters etc., may be allowed over an easement. However, the property owner is responsible for the quick removal of such objects upon request by Public Works' personnel or agents for safe and easy access to carry out routine and emergency sewer operations.

A "Waiver and Agreement" is required for a property owner to construct or install a structure or object that has been determined to have no impact to Public Works' maintenance operations.



Figure 1: Example of a sewer easement

Why is it important for property owners to regularly clear tree roots and shrubs from a sewer easement?

The presence of trees and shrubs in a sewer easement increase the potential for tree roots to grow into the sewer lines through joints and cracks. When roots grow into sewer pipes, they grow into a dense mass that blocks the flow of wastewater, which can cause a sanitary sewer overflow from a manhole or backup inside a residence or business, creating health and safety concerns. These situations not only increase maintenance costs but could also result in significant economic loss to the property and/or owner.

Adapted from www.raleighnc.gov

Tips for Homeowners Experiencing a Sewer Backup or Floodout

The key to preventing a sewer backup or floodout is regular maintenance. **Do not pour fats, oils, and grease down the drain.** Maintain your landscaping and do not grow trees or shrubs near your sewer line. Regular maintenance will prevent expensive cleanup costs.

In the event a sewer backup or floodout occurs, follow these steps:

- Call Public Works 24-Hour Emergency Hotline at (800) 675-4357.
- Turn off all power to eliminate electrical hazards.
- Keep all children and pets away from the sewage.
- Avoid direct contact with sewage or items contaminated by sewage.
- Wait for the arrival of a sewer maintenance crew to arrange for professional cleaning services.
- Should you decide to clean up yourself:
 - Wear personal protective equipment such as gloves, boots, safety glasses, rain gear, etc.
 - Remove excess water by using pumps, wet vac, or mops or put excess sewage back into an unobstructed sewer lateral for removal.
 - Disinfect all surfaces with a solution of one part of household bleach to ten parts of water, let it sit for at least one minute.
 - Wash all surfaces with hot, soapy water.
 - Discard saturated wall-to-wall carpet and pad or any other items that can not be disinfected, such as paper products, food items, cosmetics, etc., by placing them in plastic trash bags for disposal.
 - Wash and disinfect clothing and supplies used in the cleanup operation.
- Protect cuts and scrapes and immediately wash wounds that came in contact with sewage.




Green Reflective Markers

In 2008, SMD started a pilot program utilizing green reflective pavement markers to identify where sewer manholes or force mains are located on streets or outside of paved road rights of way.

The former practice of using orange utility marking paint and our "four dots" identifier had inherent limitations. The markings had to be refreshed during scheduled manhole inspections and were easily obscured by vegetation growth or parked vehicles. The reflective quality of the current pavement marker is easier for SMD crews to locate, particularly during emergency responses at night. The green color of the pavement

marker also conforms to the utility color code. The green reflective markers are now being used in communities served by the CSMD throughout the County.

Should you have any questions or concerns on these markers, please contact SMD at (626) 300-3399.



Fight FOG

ĐỪNG ĐỂ DẦU MỠ RƠI VÀO ỐNG CÔNG NHÀ BẠN!

FOG là gì?

FOG viết tắt là Mỡ, Dầu, và Chất béo thường thấy trong thức ăn hàng ngày như thịt, cá, bơ, dầu ăn, mayonnaise, nước sốt, và đồ ăn thừa.

Nếu đổ những thứ này vào ống cống hoặc máy xay rác, những chất dầu mỡ sẽ bám vào thành ống cống. Sau một thời gian, nó sẽ làm nghẹt ống cống trong nhà bạn.

Đổ dầu mỡ thừa vào hũ, đậy nắp và bỏ vào thùng rác.

Trước khi rửa chén đĩa, nồi, chảo... bỏ những thức ăn thừa vào thùng rác.

Thấm hết những chất dầu mỡ bằng giấy và bỏ vào thùng rác.



Để nguội đó, Vào lon, Bỏ vào thùng rác!

Fight FOG

Keep Fats, Oils, and Grease out of YOUR drain!

WHAT IS FOG?

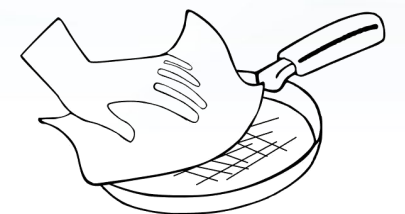

FOG stands for Fats, Oils, and Grease and are found in common food and food ingredients such as meat, fish, butter, cooking oil, mayonnaise, gravy, sauces, and food scraps.

If poured down the drain or into the garbage disposal, FOG will build up over time, adhering to sewer walls. This could eventually cause an expensive sewer backup in your home.

Pour cooled fats, oils, and grease into a covered, disposable container and throw it in your trash.

Before washing dishes, scrape food scraps from plates, pots, and pans into the trash or compost.

Soak up remaining fats, oils, and grease with a paper towel and dispose it in the trash.



COOL IT, CAN IT, AND TRASH IT!

FOG

Mantenga las grasas y los aceites fuera de las alcantarillas!

¿QUÉ ES FOG?


FOG representa GRASAS Y ACEITES y se encuentran en alimentos comunes y en ingredientes como carne, pescado, mantequilla, aceite de cocina, mayonesa, salsas, y residuos de comida.

GRASAS Y ACEITES se acumulan en las alcantarillas y con el tiempo pueden causar una obstrucción que resultaría en una reparación muy costosa.

Coloque las grasas y los aceites fríos en un recipiente desechable que tenga tapadera y arrójelo a la basura.

Antes de lavar los platos, arroje los residuos de comida, grasas, y aceites en la basura o utilícelos como fertilizantes.

Absorba las grasas y los aceites restantes con servilletas de papel y arrójelas a la basura.



ENFRÍELO, ENLÁTELO, Y TÍRELO !

FOG

請不要將脂肪，油和油脂倒入水槽！

什麼是 FOG ?

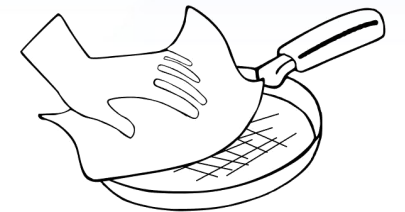
FOG 是指脂肪，油和油脂。它們常見于日常食品，如肉，魚，黃油，烹飪油，美奶滋（蛋黃醬，肉汁，調味料，和食物殘渣中。

如果將 FOG 倒入水槽，或到垃圾處理槽，它們會漸漸粘附在下水道管壁上，這可能會導致下水道的污穢物倒流到住家里，造成严重的财物损失。

用紙巾吸收剩餘的脂肪，油和油脂，再將紙巾丟入垃圾桶。

在洗滌前，先刮去碗盤上的食物殘渣，再將食物殘渣扔進垃圾桶或堆肥桶。

將冷卻的脂肪，油和油脂倒入有蓋的一次性容器，再把容器丟入垃圾桶。



冷却，装罐，再丢弃！