

County of Los Angeles
 Department of Public Works
 Sewer Maintenance Division
 P.O. Box 1460
 Alhambra, CA 91802-1460



"We provide sewer maintenance services to protect the public and the environment in a highly efficient, effective, and responsive manner."

Marina del Rey Sewer Maintenance District

6th Edition Annual Report



For more information, learn about the Department of Public Works, or to report problems online, please visit our website: www.dpw.lacounty.gov

Residences, Businesses, Homeowner/Condominium Associations, Military Facilities, Federal, and State Complexes.

THINK TWICE BEFORE YOU FLUSH!

Many varieties of wipes and towels are labeled and marketed as **DISPOSABLE**, but should **NOT** be flushed down the toilet.

Toilet tissue is designed to immediately start to break down when it hits the water. However, unlike toilet tissue, some items that are marketed as being disposable may take up to a couple of years to break down and can potentially cling to roots, the sides of your sewer lines, or just build up over time.

**Examples of some items that do not
break down immediately include:**

Disinfecting Wipes Baby Wipes Towelettes
Mop Refills Paper Towels Facial Tissues

Over-accumulation of these products will lead to clogged pipes and can eventually cause expensive and time-consuming repairs for homeowners. These products can also clog public sewer pipes and pump station equipment, leading to sewer backups and overflows.



Save yourself and your wastewater utility from a pain in the drain - put wipes, rags, and towels in the trash not the toilet!

The information in this newsletter can be provided in an alternate format for people with disabilities. To request these accommodations, please contact Sewer Maintenance Division, Direct Assessment Unit, at : (626) 300-3399, Monday through Thursday, from 8 a.m. through 5 p.m.

Marina del Rey Sewer Maintenance District Facilities

Sewer Lines	12 miles
Manhole Structures	207
Sewage Pump Stations	1
Sewage Flow to City of L.A. facilities	1,402 mgd
City of L.A.'s Annual Sewage Disposal Charge	\$612,117

*mgd=million gallons per day

The following items have been completed during the last fiscal year, July 1, 2009, to June 30, 2010, throughout the Marina del Rey Sewer Maintenance District:

- Cleaned 30 miles of sewer lines
- 202 Manhole structures inspected
- 15 Responses to service requests
- 110 Pump station inspections
- 10 Major pump station repairs
- 3 Overflows and/or floodouts



GOOD CLEANING PRACTICES

Managing **FATS**, **OIL**, and **GREASE**

THE RIGHT WAY




Wipe pots, pans, and work areas prior to washing.



Dispose of food waste directly into the trash.




Collect waste oil and store for recycling.



Clean mats inside over a utility sink. Use dry clean up for spills.


THE WRONG WAY



Do not pour cooking residue directly into the drain.



Avoid using the garbage disposal. Place greasy food in the trash.



Do not pour waste oil directly into the drain, parking lot, or street.



Do not wash floor mats outside where water will run off directly into the storm drain. Do not rinse spills into the street.

FAT, OIL, and GREASE (F.O.G.)

Proper Removal:

- Anything that has **F.O.G.** should be wiped clean with a paper towel before it is placed in the sink.
- Too much **F.O.G.** in pots and pans should be poured into a metal or glass container.
- Let the grease cool and scrape it and food scraps from trays, plates, pots and pans, utensils, grills, and cooking surfaces into your Green Bin. Small volumes of cooking oil can be placed into the Green Bin as long as it can be absorbed by other organic materials. Place larger quantities into a container with a lid and place it in your garbage. Eliminate the use of a garbage disposal.



Avoid:

- Do not use commercial additives, such as detergents, bacteria, and or enzymes, that claim to dissolve grease.

Using commercial additives only moves the grease down the line and causes problems further down the pipe. When you remove grease from your immediate vicinity, it only helps create a larger problem downstream. You may think that once the **F.O.G.** has gone down your drain it is gone for good.

Potential Problems:

F.O.G., tree roots, and other debris can also build up in the main sewer line that you are connected to and cause blockages that can lead to:

- A possible overflow of raw sewage into your home, business, or neighboring property, which can cause potential contact with disease-causing organisms.
- A raw sewage overflow into parks, yards, streets, creeks, rivers, and lakes.
- An increase in operation and maintenance costs to clean and repair damaged sewer pipes.

Being environmentally aware and helping prevent sewer overflows allows every person to live in a healthier environment.

WHAT YOU SHOULD DO...

IF A SEWER OVERFLOW OCCURS ON YOUR PROPERTY

FIRST: Call the Department of Public Works emergency hotline, **1-800-675-HELP(4357)**. Public Works crews will identify where the problem exists.

If the problem is in the line between your home and the mainline sewer in the street, the repair is your responsibility and you need to hire a licensed plumber to correct the problem.

NEXT: We highly recommend that you hire a professional to do the clean up. If you decide to do the clean up yourself remember to take some basic precautions because bacteria is present in the sewage and poses a health hazard.

Before you start to clean:

- Wear protective clothing, gloves, boots, safety goggles, etc.
- Avoid coming into contact with sewage or material contaminated by sewage. Be careful to not let sewage come in contact with your face or eyes.
- If any sewage touches your skin or open wounds wash immediately.

Proper cleaning method:

- Hose down the contaminated area if possible and minimize the amount of runoff that may reach any storm drain.
- Wash all surfaces with hot, soapy water.
- Disinfect all surfaces.
- Wash hands thoroughly after cleaning up.
- Wash and disinfect clothing and supplies used in cleaning.

CONTACT INFORMATION

If you see a sewage overflow, sewer backup, odor, vermin or missing manhole cover, notify the Department of Public Works IMMEDIATELY! 1-800-675-HELP (4357)

For questions or comments regarding this Annual Report:
Call (626) 300-3399 or
Visit our website: www.dpw.lacounty.gov/smd/smd

Please send all inquiries to:
County of Los Angeles Department of Public Works

Sewer Maintenance Division
P.O. Box 1475
Alhambra, CA 91802-1475