DRAFT FINAL REPORT

Marina del Rey Parking Lots 5 and 7

First Phase Post-Construction
BMP Effectiveness Monitoring Report

Los Angeles County
Department of Public Works

900 S. Fremont Ave.
11th Floor
Alhambra, CA 91803

July 28, 2016

CDM Smith

Table of Contents

Section 1 Introduction 1-7
1.1 Marina del Rey TMDLs 1-7
1.2 Stormwater BMP Retrofits for Lots 5 & 7 1-8
1.2.1 Parking Lot 5 BMP 1-8
1.2.2 Parking Lot 7 BMP 1-9

Section 2 Monitoring Methodology 2-1
2.1 Post-Construction Monitoring Plan 2-1
2.1.1 Sites 2-1
Parking Lot 5 2-1
Parking Lot 7 2-3
2.1.2 Frequency/Schedule 2-5
2.1.3 Mobilization Criteria 2-5
2.1.4 Timing of Sample Collection 2-6
2.1.5 Description of Field Sampling 2-6
Parking Lot 5 Sample Collection 2-6
Parking Lot 7 Sample Collection 2-9
2.1.6 Laboratory Analysis 2-10
2.1.7 Data Review and Laboratory QA/QC 2-10

Section 3 2014-2016 Wet Seasons 3-1
3.1 Summary of Field Work During 2014-2016 Wet Seasons 3-1
3.2 2014-2015 Wet Season 3-2
3.2.1 First Sampling Event – April 7, 2015 3-2
3.2.2 Second Sampling Event – May 14 and 15, 2015 3-3
3.3 2015-2016 Wet Season 3-4
3.3.1 Third Sampling Event – January 5, 2016 3-4
3.3.1 Fourth Sampling Event – March 5 and 11, 2016 3-5

Section 4 Results and Discussion 4-1
4.1 First Phase Post-Construction Water Quality Data 4-1
4.1.1 Bacteria 4-1
4.1.2 Metals 4-3
4.1.3 Other 4-7
4.2 Effectiveness Assessment 4-9
4.2.1 Runoff Volume 4-9
4.2.2 Pollutant Loads 4-10

Section 5 Findings 5-1

List of Figures

Figure 1-1 Modular Wetlands System Linear Biofiltration BMP at Parking Lot 5 1-9
Figure 1-2 Bioretention BMP at Parking Lot 7 1-10
Figure 2-1 Parking Lot 5 Post-Construction Monitoring Sites 2-2
Figure 2-2 MWS No. 2 with Knack Box Equipment Housing 2-3
Figure 2-3 Parking Lot 7 Post-Construction Monitoring Sites 2-4
Figure 2-4 Influent Drain at Parking Lot 7 2-5
Figure 2-5 Curb Cut Out for Overflow at Parking Lot 7 2-5
Figure 2-6 Influent grab sample at pretreatment chamber of Parking Lot 5 MWS No. 2 2-7
Figure 2-7 Effluent grab sample location at discharge chamber of Parking Lot 5 MWS No. 2 2-8
Figure 2-8 Influent autosampler sample at pretreatment chamber of Parking Lot 5 MWS No. 2 2-8
Figure 2-9 Effluent autosampler sample at discharge chamber of Parking Lot 5 MWS No. 2 2-9
Figure 2-10 Typical Parking Lot 7 site with drains plugged and sample collected by scoop 2-10
Figure 3-1 Hourly Rainfall Intensity at Electric Ave. Rain Gage on April 7, 2015 at (A) Parking Lot 5 and (B) Parking Lot 7 3-2
Figure 3-2 Hourly Rainfall Intensity at Electric Ave. Rain Gage on May 14 and 15, 2015 at (A) Parking Lot 5 and (B) Parking Lot 7 3-3
Figure 3-3 Hourly Rainfall Intensity at Electric Ave. Rain Gage on January 5 through 7, 2016 at (A) Parking Lot 5 and (B) Parking Lot 7 3-5
Figure 3-4 Hourly Rainfall Intensity at Electric Ave. Rain Gage on March 5 and 6, 2016 at Parking Lot 7 3-6
Figure 3-5 Hourly Rainfall Intensity at Electric Ave. Rain Gage on March 11, 2016 at Parking Lot 5 3-7
Figure 4-1 *E.coli* concentrations in influent and effluent at Parking Lots 5 and 7 4-3
Figure 4-2 *E.coli* Concentrations for each sampling event at Parking Lot 5 4-3
Figure 4-3 Influent and effluent concentrations of (A) total copper and (B) dissolved copper at Parking Lots 5 and 7 4-5
Figure 4-4 Total and dissolved copper concentrations for each sampling event at Parking Lot 5 4-5
Figure 4-5 Influent and effluent concentrations of (A) total zinc and (B) dissolved zinc at Parking Lots 5 and 7 4-6
Figure 4-6 Total and dissolved zinc concentrations for each sampling event at Parking Lot 5 4-7
Figure 4-7 Influent and effluent concentrations of TSS at Parking Lots 5 and 7 4-9
Figure 4-8 TSS concentrations for each sampling event at Parking Lot 5 4-9

List of Tables

Table 1-1 Summary of Current TMDL Numeric Targets, Waste Load Allocations and Compliance Milestone Dates 1-8
Table 2-1 Summary of QA/QC Analyses 2-12
Table 2-2 Summary of QA/QC flagged data 2-13
Table 3-1 Summary of Rainfall Depth and Duration for Sampling Events 3-1
Table 4-1 Bacteria Concentrations Observed During Each Storm Event (MPN/100 ml) 4-2

Table 4-2 Summary of Metals Concentrations (mg/L) 4-4
Table 4-3 Summary of Petroleum-Related Organics, Total Hardness, and TSS data 4-8
Table 4-4 Average Pollutant Loads 4-11
Table 4-5 Pollutant Loading Rates 4-11

Appendices

Appendix A Water Quality Data
Appendix B Laboratory Reports

List of Acronyms

Bacteria TMDL	Marina Del Rey Harbor Mothers' Beach and Back Basins Bacteria TMDL
BMP	Best Management Practices
CoC	Chain of Custody
DDT	Dichlorodiphenyltrichloroethane
EMP	Effectiveness Monitoring Plan
EPA	U.S. Environmental Protection Agency
GRO	Gasoline Range Organics
LACDPW	Los Angeles County Department of Public Works
LARWQCB	Los Angeles Regional Water Quality Control Board
MDRH	Marina del Rey Harbor
MS4	Municipal Separate Storm Sewer System
NPDES	National Pollution Discharge Elimination System
PCBs	Polychlorinated biphenyls
TMDL	Total Maximum Daily Limit
TMDLIP	TMDL Implementation Plans
Toxic Pollutants TMDL	Marina Del Rey Harbor Toxic Pollutants TMDL
TPH	Total Petroleum Hydrocarbon
TSS	Total Suspended Solids

This page intentionally left blank.

Section 1
Introduction

This report presents an initial analysis of water quality data collected during Years 1 and 2 of post-construction monitoring from Parking Lots 5 and 7 located in the Marina Del Rey Harbor (MdRH) watershed. The Los Angeles County Department of Public Works (LACDPW) has installed bioretention and biofiltration best management practices (BMPs) at these sites as part of pilot projects to retrofit water quality treatment BMPs necessary to meet regulatory requirements. In order to assess the performance of the pilot BMP projects, LACDPW has developed an Effectiveness Monitoring Program that encompasses water quality monitoring under baseline conditions (prior to construction of the BMPs) and post-construction conditions.

1.1 Marina del Rey TMDLs

Water quality impairments in the MdRH are addressed by two TMDLs:

- MdRH Mother's Beach and Back Basins Bacteria TMDL (effective on March 18, 2004; revised on July 2, 2014), and
- MdRH Toxic Pollutants TMDL (effective on March 22, 2006; revised on October 16, 2015)

Table 1-1 summarizes the current applicable TMDL numeric targets and waste load allocations.

Table 1-1 Summary of Current TMDL Numeric Targets, Waste Load Allocations and Compliance Milestone Dates

TMDL	Pollutant	Numeric Target	WLA
MdRH Mother's Beach and Back Basins Bacteria TMDL	Bacteria	**Geometric Mean:** Total Coliform < 1,000/100 ml Fecal Coliform < 200/100 ml Enterococcus < 35/100 ml **Single Sample:** Total Coliform < 10,000/100 ml Fecal Coliform < 400/100 ml Enterococcus < 104/100 ml Total coliform < 1,000/100 ml if ratio of fecal to total coliform exceeds 0.1	**MS4 Permittees Allowable Exceedances per Year for different monitoring frequencies** Summer Dry Weather: 0 Winter Dry Weather: 9 daily, 2 weekly Winter Wet Weather: - 17 daily, 3 weekly (MrDH-1 to MrDH-8) - 8 daily, 1 weekly (MrDH-9) Geometric Mean Targets: 0
MdRH Toxics Pollutant TMDL	Copper	**In Sediment:** 34 mg/kg sediment **In Water Column (as dissolved):** - Acute (Single Sample) 4.8 ug/L - Chronic (4-day average) 3.1 ug/L	MS4 Permittees 2.26 kg/yr
	Lead	**In Sediment:** 46.7 mg/kg	MS4 Permittees 3.10 kg/yr
	Zinc	**In Sediment:** 150 mg/kg	MS4 Permittees 9.96 kg/yr
	Chlordane	**In Sediment:** 0.5 ug/kg	MS4 Permittees 0.0332 g/yr
	Total PCBs	**In Sediment:** 3.2 ug/kg **In Water Column:** 0.00017 ug/L **In Fish Tissue:** 3.6 ug/kg	MS4 Permittees 1.51 g/yr
	Total DDTs	**In Sediment:** 1.58 ug/kg	MS4 Permittees 0.10 g/yr
	p, p' DDE	**In Sediment:** 2.2 ug/kg	MS4 Permittees 0.15 g/yr

1.2 Stormwater BMP Retrofits for Lots 5 & 7

The Bacteria TMDLIP identifies seven sites on publically owned parcels for implementation of structural BMPs to serve as pilot projects. Two of the sites, Parking Lot 7 and Parking Lot 5, were identified as potential pilot project sites. LADPW prepared a conceptual design for Parking Lot 7 that included installation of a cistern/rain barrel to store, treat, and reuse stormwater runoff from the parking lot for irrigation. Similarly, for Parking Lot 5, LADWP identified a conceptual biofiltration system. Subsequently, the Multi-pollutant TMDLIP re-evaluated the publically owned sites and narrowed the number of candidate pilot project sites to five for implementation of structural BMP pilot projects. Both Parking Lots 5 and 7 remained as potential sites.

1.2.1 Parking Lot 5 BMP

During development of the multi-pollutant TMDLIP, the Parking Lot 5 conceptual design was modified to incorporate biofiltration planters to treat stormwater runoff prior to discharge into Basin F. Similar to Parking Lot 7, these modifications were incorporated in order to address multiple pollutants. The Modular Wetlands System (MWS) Linear biofiltration BMPs were designed to utilize soil and plant based filtration devices to remove pollutants conveyed in stormwater runoff using physical, biological, and chemical processes. In the event of a large storm, a raised catch basin was proposed to allow runoff to bypass the filtration system. Construction of the pilot project began in February 2014 and was completed in September 2014.

As designed, the pilot project removed existing planters located in the southwest area of the parking lot and replaced them with four MWS Linear biofiltration BMPs (Figure 1-1). These BMPs are self-contained treatment trains using the following treatment processes: screening, media filtration, and biofiltration. Runoff is directed to the BMPs for treatment via gutters and treated water is discharged from the BMPs to two existing catch basins and then into Basin F via the existing outfalls.

Figure 1-1
Modular Wetlands System Linear Biofiltration BMP at Parking Lot 5

1.2.2 Parking Lot 7 BMP

During development of the multi-pollutant TMDLIP, the Parking Lot 7 conceptual design was modified to utilize bioretention BMPs to address multiple pollutants, including metals and bacteria, to meet pollution reduction goals. As proposed, the project's conceptual design includes a concave bioretention swale system between Parking Lot 7 and Admiralty Way to capture a 90th percentile 24-hour storm event. Excess flows are conveyed to the street. Construction of the project began in February 2014 and was completed in September 2014

As designed, the project is anticipated to treat 7,710 cubic feet of runoff in six parkway bioretention swales (Figure 1-2). Runoff is diverted to the swales, captured, and treated through natural infiltration. Runoff in excess of the capacity of the swales is discharged through the curb and gutter cut spillways located at the end of each swale onto Admiralty Way.

Figure 1-2
Bioretention BMP at Parking Lot 7

This page intentionally left blank.

Section 2
Monitoring Methodology

The Parking Lots 5 and 7 Effectiveness Monitoring Program involves collection of stormwater runoff data to provide a basis for evaluating pre- and post-BMP construction water quality characteristics of Parking Lots 5 and 7 in the unincorporated areas of LA County in the MdRH watershed. The EMP includes collection of water quality data during both pre-construction (summer of 2014) and post-construction phases (winter of 2014 and after). Data from the pre-construction phase is used to assess the pollutant loads in the absence of treatment BMPs and was collected during the 2013-2014 wet season. Water quality data collected during the post-BMP construction phase will be used to quantify pollutant load reductions achieved through the installation of bioretention and biofiltration BMPs.

2.1 Post-Construction Monitoring Plan

The post-BMP construction water quality sampling includes influent and effluent sampling to quantitatively assess the pollutant removal effectiveness of the pilot BMPs. Details regarding the monitoring plan, including event frequency, timing of sample collection, sites, constituents for analysis, and mobilization criteria for both pre-construction and post-construction monitoring are contained in the Marina del Rey Parking Lots 5 & 7 BMP Effectiveness Monitoring Plan (CDM Smith 2013). As this report focuses on the first two years of post-construction monitoring, only the details regarding post-construction events are summarized below.

2.1.1 Sites

Parking Lot 5

Post-BMP construction monitoring at Parking Lot 5 was conducted at two sites, one to reflect sampling upstream of BMPs (untreated stormwater) and the second to reflect sampling downstream of BMPs (treated stormwater). Two sites within the Modular Wetland System (MWS) No. 2 were selected for the first phase of post-construction monitoring as depicted in Figure 2-1. One site is located at the pretreatment chamber, representing influent from upstream of the BMP, and one site is located at the discharge chamber, representing treated stormwater. Influent samples were collected inside the pretreatment chamber before the influent reaches treatment components of the BMP. During the 2014-2015 wet season, grab samples were collected for all constituents. During the 2015-2016 wet season, composite water quality samples were collected for a subset of the constituents using autosamplers (ISCO 6712 Autosampler) set up in the pretreatment and discharge chambers. Sample collection by the autosampler was time-paced and the compositing routines were manually calculated based on flow data collected by the autosampler. Flows were monitored using a water level logger (ISCO 730 Bubbler Module) in conjunction with a stainless steel weir installed in the chambers. Bacteria and TPH samples were collected as manual grab samples due to holding time and cross contamination concerns. Equipment is temporarily housed in a box (Knack or equivalent) adjacent to the BMP (Figure 2-2).

- **Post-BMP construction Influent (Sample ID: Lot 5-2-I)**. The monitoring location is in the pretreatment chamber of MWS No. 2 serving Drainage Area B (approximately 0.4 acres). There are multiple inflows to the pretreatment chamber; therefore, storm event samples were pumped from well-mixed flows just before the nappe over the v-notch weir within the pretreatment chamber upstream of the cartridge media filter.

- **Post-BMP construction Effluent (Sample ID: Lot 5-2-E)**. The monitoring location is in the discharge chamber of MWS No. 2. Storm event composite samples were collected from the discharge chamber using an auto-sampler following the same time-paced protocols at the influent site. Flows were monitored using a water level logger in conjunction with a metal v-notch weir installed in the chamber.

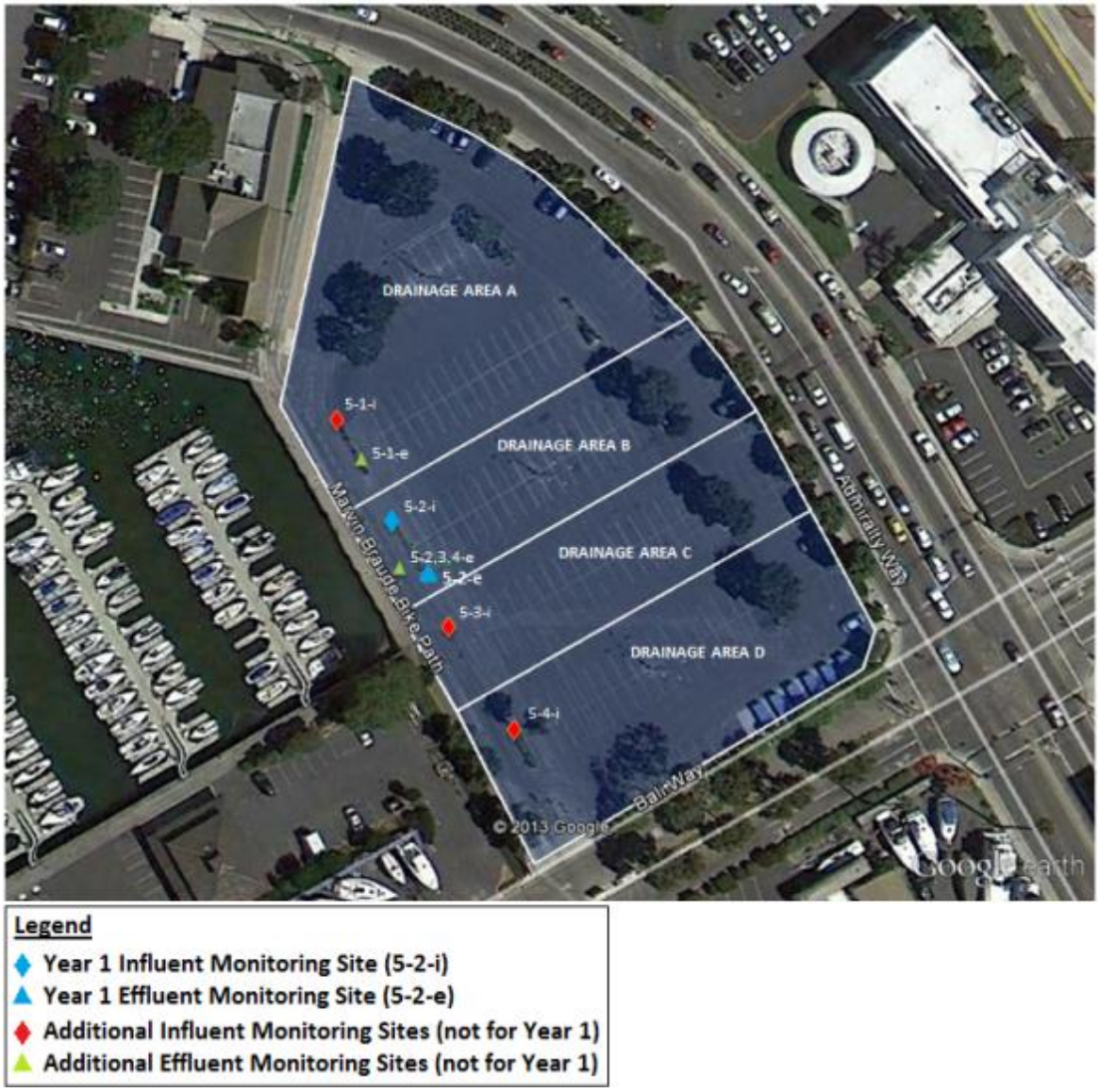

Figure 2-1
Parking Lot 5 Post-Construction Monitoring Sites

Figure 2-2
MWS No. 2 with Knack Box Equipment Housing

Parking Lot 7

Post-BMP construction monitoring at Parking Lot 7 was conducted at three sites to reflect sampling upstream of BMPs (untreated stormwater) and sampling downstream of BMPs (treated stormwater) (Figure 2-3). The bioretention swales were designed to capture and retain (i.e., infiltrate) runoff flows from up to a 90th percentile storm event (1.32 inches over 24 hours). Influent samples were collected from runoff before it entered the drain (Figure 2-4). When appropriate, effluent grab samples were collected as overflow exits the BMP at the curb cuts (Figure 2-5). Dependent upon rainfall amounts and antecedent moisture in the underlying soils, the swales may not overflow during the sampling period.

The drainage area to each of the Parking Lot 7 pre-BMP construction sample locations is approximately 0.2 acres.

- **Post-BMP construction Influent (Site ID: 7-4-I).** The sample location is within drainage area D east of the lot entrance, ~50 parking spaces, at the existing inlet on the parking lot side, refer to Figure 2-2. Grab samples were collected from the 4-inch drain in the parking lot. A temporary berm was used to increase the depth of water at the curb leading to the 4-inch drain so that a sample container could be filled.

- **Post-BMP construction Effluent (Site ID: 7-4-E-1).** The monitoring location is located downstream of the curb at Admiralty Way within the bioretention BMP receiving runoff from Site 7-4-I. Sampling would only occur if the BMP overflowed and water was flowing through the curb and gutter cut on Admiralty Way.

- **Post-BMP construction Effluent (Site ID: 7-4-E-2).** The monitoring location is located downstream of the curb at Admiralty Way within the bioretention BMP receiving runoff from site 7-4-I. Sampling would only occur if the BMP overflowed and water was flowing through the curb and gutter cut on Admiralty Way.

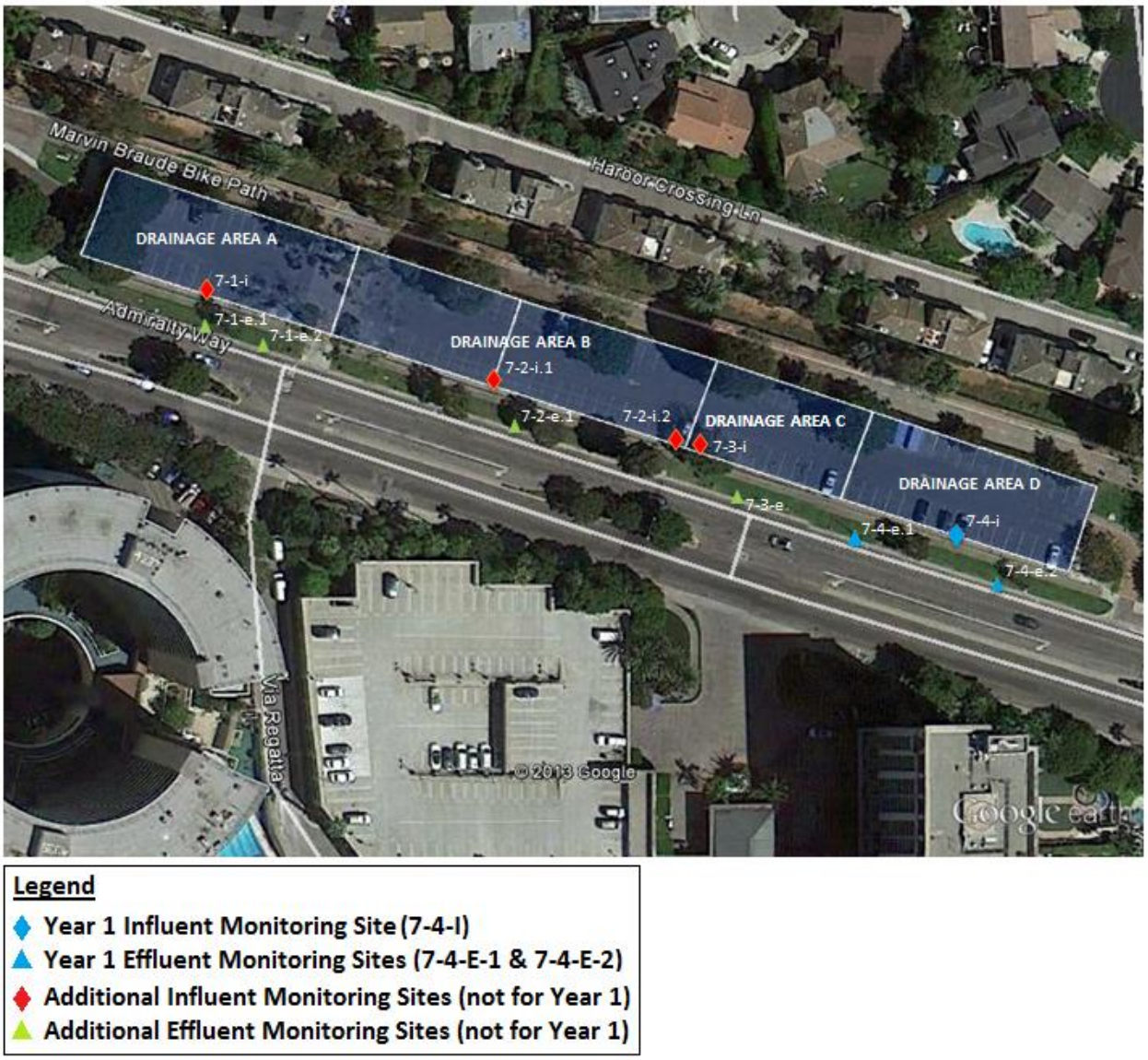

Figure 2-3
Parking Lot 7 Post-Construction Monitoring Sites

Figure 2-4
Influent Drain at Parking Lot 7

Figure 2-5
Curb Cut Out for Overflow at Parking Lot 7

2.1.2 Frequency/Schedule

The Effectiveness Monitoring Program includes a target of sample collection from four representative storm events during the 2014-2015 wet season (October 15 – April 15) beginning on October 15 and extending through April 15, as defined in the Los Angeles County NPDES MS4 Permit. Due to the late start of the 2014-2015 wet season, the wet season was extended into May, however, four storm events could not be sampled during that period. As such, the monitoring plan was adjusted included the 2015-2016 wet season (October 15-April 15). As a result, this report includes Years 1 and 2 of the post-construction Effectiveness Monitoring Program.

2.1.3 Mobilization Criteria

Mobilization for monitoring of a wet weather event was decided by the Project Manager; however, several criteria are included below to guide the final decision for mobilization. Prior to an anticipated storm event, the following steps are taken by the project team:

- Prepare to deploy the sampling team if greater than 0.25 inches of rain is forecasted within the next 24 hours for Marina del Rey (National Weather Service at weather.gov). The sampling team was placed on stand-by and made necessary preparations to deploy.

- Field team confirmed deployment with both the Project Manager as well as LACDPW staff within 24 hours of the forecasted storm.
- If storm is still forecasted for 0.25 inches within 6 hours of expected beginning of rain, the sampling team arrived one hour prior to expected start of the rain event.
- After 0.1 inches is recorded at the real time LACDPW Oxford Basin rain gauge, Ballona Creek ALERT station No. 370, Electric Ave. P.P. ALERT station No. 461, or El Segundo Yard ALERT station No. 371, field crews begin collecting first runoff samples.
- Since rain events can be highly variable and localized, some field judgment is required to account for unusual or unpredicted rainfall patterns. The field crews are in regular communication with the Project Manager to determine if adjustments are necessary.

2.1.4 Timing of Sample Collection

The EMP includes a goal of four storm events for the first year of post-construction monitoring. Grab stormwater runoff samples from Parking Lot 7 and flow-weighted composite samples from Parking Lot 5 were collected during each monitored storm event. To meet the maximum holding times allowed for bacterial constituents, all grab sample collection ceased four hours after the first sample is collected.

2.1.5 Description of Field Sampling

The four rain events sampled for Parking Lots 5 and 7 during the first phase of post-BMP construction followed different protocols during the 2014-2015 and 2015-2016 wet seasons (without and with autosampler equipment, respectively). Four people were on-site assisting with sampling for each event.

Field equipment included:

- Water quality probe to measure pH and temperature
- Autosamplers at the two Parking Lot 5 monitoring sites, including deep cycle batteries
- 11 bottles per site per round of grab samples for conventional and metals parameters
- Up to 48 bottles per site in Parking Lot 5 for autosamplers
- Coolers, ice, and 2.5 gallon Ziploc bags to organize and store samples
- Scoop for sample grab (jug from lab cut in half)
- DI Water
- Tape measure for measuring water level at each site

Parking Lot 5 Sample Collection

During the 2014-2015 wet season, samples were collected as grab samples from the pretreatment and discharge chambers of MWS No. 2. In the pretreatment chamber, influent samples were collected from the two inlet pipes (Figure 2-6). Effluent samples were collected

from the ponded treated runoff in the discharge chamber (Figure 2-7). All samples were transported to the lab within the 6-hour holding time for bacterial constituents. Field measurements of water quality parameters were measured using a portable pH probe.

During the 2015-2016 wet season, samples were collected as both grab samples as well as flow-weighted composite samples from autosamplers. Grab samples were collected from the pretreatment and discharge chambers. For a subset of constituents where compositing is permitted (non-bacteria and non-TPH samples), autosamplers collected samples from both chambers based on a time interval, where time intervals are dependent on the expected storm duration (Figures 2-8 and 2-9). Autosampler samples are composited by the laboratory based on a compositing scheme based on estimated flow rates. All grab samples were transported to the lab within the 6-hour holding time for bacterial constituents. Autosampler-collected samples were transported to the lab at the conclusion of the storm event. Field measurements of water quality parameters were measured using a portable probe.

Figure 2-6
Influent grab sample at pretreatment chamber of Parking Lot 5 MWS No. 2

Figure 2-7
Effluent grab sample location at discharge chamber of Parking Lot 5 MWS No. 2

Figure 2-8
Influent autosampler sample at pretreatment chamber of Parking Lot 5 MWS No. 2

Figure 2-9
Effluent autosampler sample at discharge chamber of Parking Lot 5 MWS No. 2

Parking Lot 7 Sample Collection

During the 2014-2015 and 2015-2016 wet seasons, grab samples were collected at the inlet of the 4-inch PVC drains which discharges to the bioretention BMP on the other side of the sidewalk. During each storm event, the inlet site (7-4-I) was sampled while the outlet sites (7-4-E-1 and 7-4-E-2) were observed, during which overflow did not occur. During lighter rainfall intensities, the 4-inch PVC drain was plugged with a stuffed and sealed Ziploc bag to pond water for a sample grab and the one-gallon scoop was used to transfer water from the ponding to the individual sample bottles. Figure 2-10 shows a typical site with drains plugged and runoff at the site gathered by the scoop. All samples were transported to the lab within the 6-hour holding time for bacterial constituents. Field measurements of water quality parameters were measured using a portable probe. After all the samples and water quality parameters were gathered at each site, the Ziploc plugs were removed and the ponding was drained until the water returned to its original level at the site.

Figure 2-10
Typical Parking Lot 7 site with drains plugged and sample collected by scoop

2.1.6 Laboratory Analysis

Eurofins Calscience (Calscience) analyzed samples collected during the 2014-2016 wet season. Samples were hand delivered to Calscience the same day of sampling and always met the 6-hour holding time for bacterial constituents. Sample bottles were labeled with the site and time, and packed into coolers with ice before being delivered to Calscience.

Chain of Custody (CoC) forms were presented to Calscience with all the samples listed by time, site, and analysis requested. Calscience would inspect the delivery to confirm the CoC matched the samples they had received and both Calscience and CDM Smith would sign the CoC form to relinquish the samples to the care of Calscience. During the March 5th, 2016 event, bacteria samples were collected from Parking Lot 7 during late night hours. As a result, Calscience was unable to receive and process these samples and these samples were delivered to the Los Angeles County Toxicology Laboratory for analysis.

2.1.7 Data Review and Laboratory QA/QC

A number of quality assurance/quality control (QA/QC) measures were employed in the field and laboratory to verify that the samples collected during the Marina del Rey Parking Lots 5 & 7 sampling program were of known quality. Field QA/QC samples were collected and tested to provide quality control checks on the representativeness of the environmental samples collected, the accuracy and precision of sample analyses, and sample handling procedures. During the sampling program, duplicate water samples and field blanks were collected as field QC samples.

Laboratory data were reviewed for inclusion and frequency of the necessary QC supporting information. Supporting QC documentation that was evaluated for each analytical report included the following major items:

- sample holding times
- method blanks
- matrix spike/matrix spike duplicate (MS/MSD) recoveries
- relative percent difference (RPD) between MS and MSD
- laboratory control sample (LCS) recoveries
- surrogate spike recoveries

The review included water data generated by Eurofins Calscience (Calscience), located in Garden Grove, California. The following table summarizes the number, types, and analyses performed by Calscience. Bacteriological samples were subcontracted by Calscience to Silliker, Incorporated, of Cypress, California.

Table 2-1 Summary of QA/QC Analyses

Laboratory Work Order	Sample ID	Sample Date	Sample Type	Analyses
15-04-0490	5-2-I	4/7/15		TPH-diesel, TPH-gasoline, VOCs, hardness, TSS, metals (total and dissolved), bacteria (total and fecal coliform, enterococci, *E.coli*)
	5-2-IDUP	4/7/15	Dup	
	Blank	4/7/15	Blank	
15-05-1102	5-2-I	5/14/15		TPH-diesel, TPH-gasoline, TPH-motor oil, hardness, TSS, metals (total and dissolved), bacteria (total and fecal coliform, enterococci, *E.coli*)
	5-2-E	5/14/15		
	5-2-E Dup	5/14/15	Dup	
	Blank	5/14/15		
15-05-1156	7-4-I	5/15/15		
16-01-0123	5-2-I-G	1/5/16		
	5-2-E-G	1/5/16		
	5-2-E-G-D	1/5/16	Dup	
	7-4-I	1/5/16		
	Blank	1/5/16	Blank	
16-01-0417	5-2-I	1/7/16		Hardness, TSS, metals (total and dissolved), bacteria (total and fecal coliform, enterococci, *E.coli*)
	5-2-E	1/7/16		
16-03-0415	7-4-I	3/5/16		TPH-diesel, TPH-gasoline, TPH-motor oil, hardness, TSS, metals (total and dissolved), bacteria (total and fecal coliform, enterococci, *E.coli*)
	7-4-I-Dup	3/5/16	Dup	
16-03-0935	5-2-I-G	3/11/16		
	5-2-E-G	3/11/16		
	Blank	3/11/16	Blank	
	5-2-I I1-24	3/11/16		
	5-2-E E1-24	3/11/16		

Analytical reports were reviewed and evaluated to assess the overall quality and usability of the project data. In total, 22 samples (including field duplicates and blanks) were submitted for analyses (shown on table above) to Calscience during the 2014-2016 monitoring season. Data quality assessment was based upon review of holding times, laboratory blanks, laboratory control samples, and laboratory and field duplicates. All data were considered usable and met the project objectives and none of the results were rejected as a result of laboratory or field QC issues. The

following summarizes any laboratory or field related QC issues that were reported during the data review:

1. One batch of samples (laboratory work order #15-04-0490) analyzed for VOCs contained TCE in the matrix spike duplicate (MSD) sample at a concentration slightly below the acceptance limit. Because the corresponding MS and laboratory control sample (LCS) recoveries were within acceptable limits, no further action was warranted.

2. In two batches of samples analyzed for metals (laboratory work orders #15-04-0490 and #16-03-0415), the MS recoveries exceeded the upper control limits. Because the corresponding MSD and LCS recoveries were within range, no further action was warranted.

3. In two batches of samples analyzed for zinc (laboratory work orders #16-01-0417 and #16-03-0935), total zinc was reported in the method blank. Because the zinc concentrations in all associated samples were greater than 5 times the blank contamination, no further action is required.

4. Due to field duplicate precision issues (i.e., a relative percent difference between primary and duplicate samples exceeding a 50 percent criterion), several results should be qualified as estimated (J-flagged) as shown in Table 2-2.

Table 2-2 Summary of QA/QC flagged data

Sample IDs	Constituent	Results		RPD
		Primary	Duplicate	
5-2-I/5-2-IDUP	Total copper	0.2	0.104	63
	TSS	137	38	113
	Enterococci	30	80	91
	Fecal coliform	110	50	75
5-2-E/5-2-E Dup	Total zinc	1.96	0.0598	190
	Total coliform	50	110	75
	Enterococci	500	2300	130
5-2-E-G/5-2-E-G-D	Total zinc	0.0363	0.0616	52
	Total coliform	1300	2300	56
	Fecal coliform	800	280	96

Section 3

2014-2016 Wet Seasons

3.1 Summary of Field Work During 2014-2016 Wet Seasons

Post-construction sampling at Parking Lots 5 and 7 occurred during drought years, where 6.45 inches and 5.74 inches of rain were recorded during the 2014-2015 and 2015-2016 wet seasons (October 15 through April 15), respectively, at the Electric Avenue Pumping Plant gage as reported by the Los Angeles Department of Public Works' (LADPW) automatic rain gage reporting system. The recorded total for the 2014-2015 and 2015-2016 wet seasons are 53 and 47 percent of the average annual precipitation of 12.2 inches, respectively[1].

The first two sampling events occurred on April 7, 2015 and May 14-15, 2015. Both events were near the threshold of 0.25 inches of rainfall (0.2 and 0.36 inches respectively) although that includes precipitation before and after sampling finished. The light rainfall required the sampling team to wait for sufficient runoff at each site before proceeding to the next round of sampling. During the May 14-15 event, the sampling team ceased sample collection on May 14 to meet holding time requirements and begin transporting samples the lab. Remaining samples were collected during the following morning. Samples were collected by grab samples only.

The third and fourth events occurred on January 5, 2016 and March 5th and 11th, 2016 were larger, possibly due to the El Nino year. Total rainfall was 2.38 inches for the January event and 1.12 and 0.40 inches for the March 5th and 11th events, respectively. Both grab samples and flow-weighted composite samples were collected. During the March 5th event, rainfall seemed unlikely to generate enough runoff at Parking Lot 5 for sampling so samples were collected from Parking Lot 7 only. Parking Lot 5 samples were collected during the following storm on March 11th. Table 3-1 summarizes the rainfall depth, duration, and runoff rate for each of the sampled events.

Table 3-1 Summary of Rainfall Depth and Duration for Sampling Events

Event	Date	Rainfall Depth (in)	Duration of Storm (hr)	Lot 5 Estimated Runoff Volume (AF)	Lot 7 Estimated Runoff Volume (AF)	Lot 5 Peak Flow Rate (cfs)	Lot 7 Peak Flow Rate (cfs)	Antecedent Dry Conditions (days)
1	April 7, 2015	0.20	2.5	0.006	0.003	0.07	0.04	36
2	May 14-15, 2015	0.36	33	0.011	0.006	0.13	0.07	6
3	January 5-7, 2016	2.38	48	0.070	0.038	0.84	0.45	13
4A	March 5, 2016	1.12	55.5		0.018		0.21	15
4B	March 11, 2016	0.40	2	0.012		0.14		3

*Peak flow rate estimated using the Rational Method

[1] Average annual precipitation based on 63 years of historical rain data from the NOAA LAX gage.

3.2 2014-2015 Wet Season

3.2.1 First Sampling Event – April 7, 2015

The rainfall totals during the April 7, 2015 sampling event was 0.2 inches of rain over three hours. This resulted in an estimated runoff volume of 0.006 AF and 0.003 AF at Parking Lots 5 and 7, respectively. The amount and intensity of rainfall was too low to generate enough runoff for sample collection at Parking Lot 5 MWS No. 2 effluent (site 5-2-E) and at Parking Lot 7 (sites 7-4-I, 7-4-E-1, and 7-4-E-2). Samples and duplicate samples were collected from Parking Lot 5 MWS No. 2 influent (site 5-2-I), as well as blank samples. Figure 3-1 shows the rainfall hyetograph, flow hydrograph, and grab sample collection times for the April 7, 2015 event. The hydrographs for this event are generated using the Rational Method and rainfall intensities in Figure 3-1.

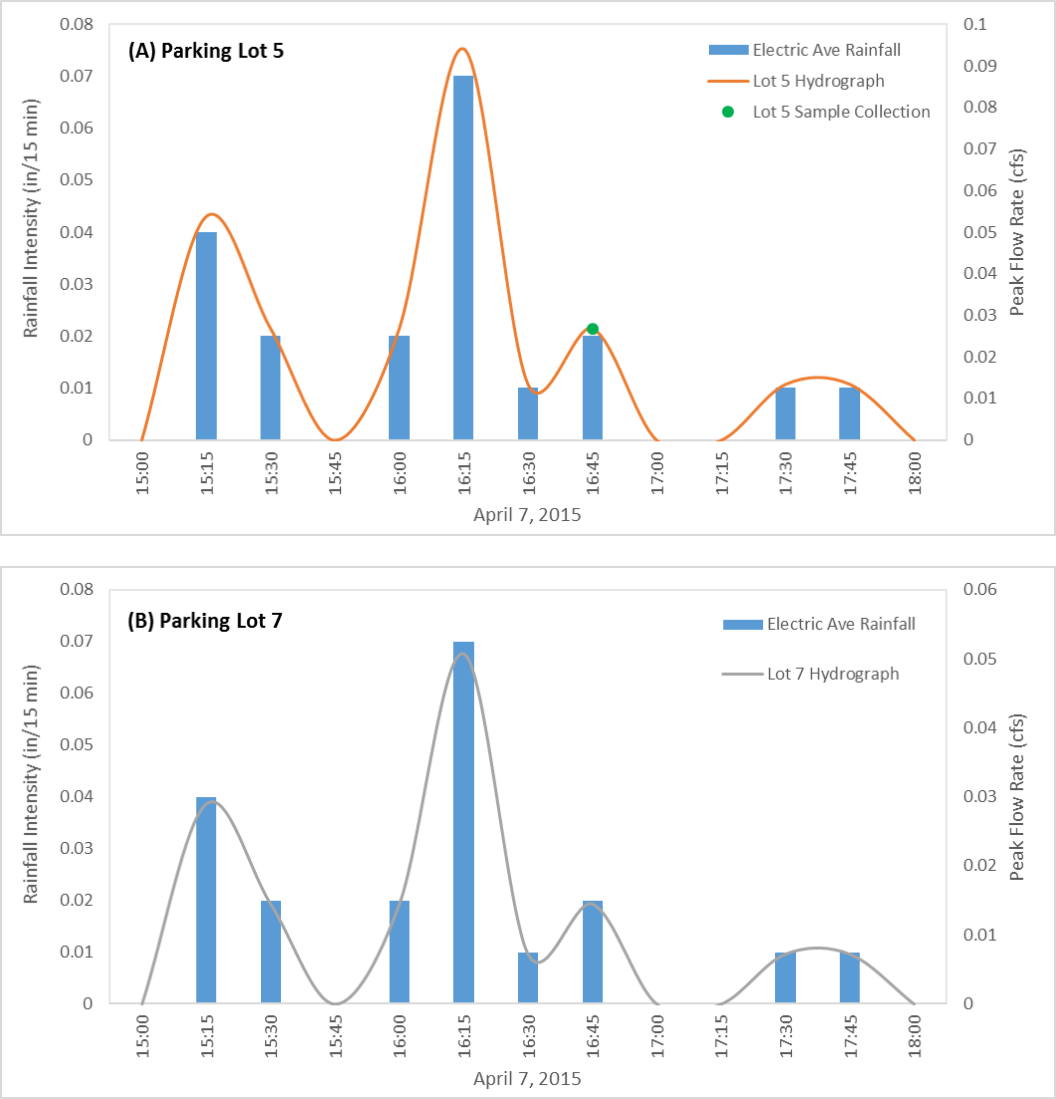

Figure 3-1
Hourly Rainfall Intensity at Electric Ave. Rain Gage on April 7, 2015 at (A) Parking Lot 5 and (B) Parking Lot 7

3.2.2 Second Sampling Event – May 14 and 15, 2015

The rainfall totals during the May 14-15, 2015 sampling event was 0.36 inches of rain over a 33-hour period. This resulted in an estimate runoff volume of 0.011 AF and 0.006 AF at Parking Lots 5 and 7, respectively. Intermittent rainfall during the sampling event caused downtime waiting for the rain to start and pond before proceeding with sampling. To meet bacteria holding time requirements, Parking Lot 5 samples were delivered to the lab on May 14. Parking Lot 7 samples were collected during the following morning and delivered to the lab on May 15. Samples were collected from all sites except Parking Lot 7 effluent (sites 7-4-E-1 and 7-4-E-2) as there was no overflow during the storm. Blank and duplicate samples were collected from Parking Lot 5 MWS No. 2 effluent. Figure 3-2 shows the rainfall hyetograph, flow hydrograph, and grab sample collection times for the May 14-15, 2015 event. The hydrographs for this event are generated using the Rational Method and rainfall intensities in Figure 3-2.

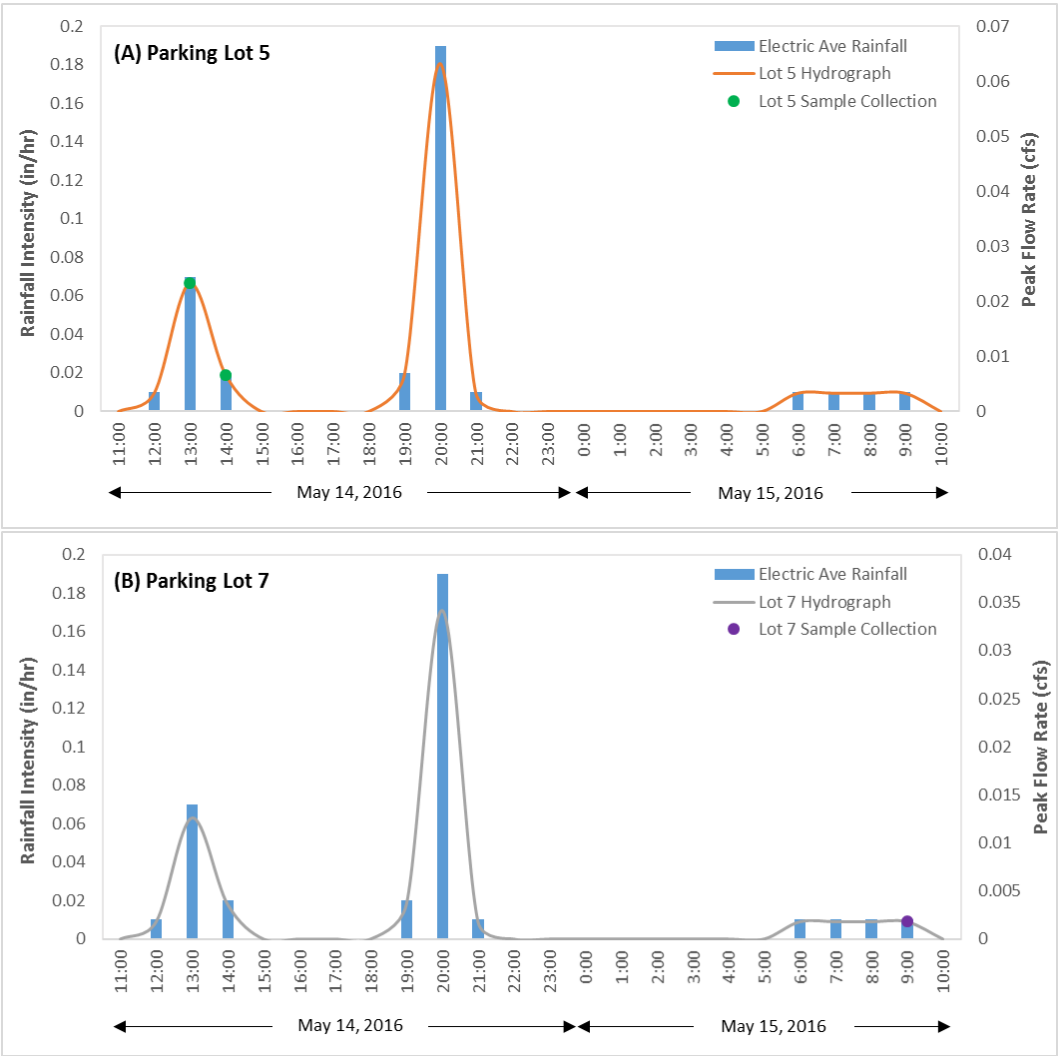

Figure 3-2
Hourly Rainfall Intensity at Electric Ave. Rain Gage on May 14 and 15, 2015 at (A) Parking Lot 5 and (B) Parking Lot 7

3.3 2015-2016 Wet Season

3.3.1 Third Sampling Event – January 5, 2016

The rainfall totals during the January 5, 2016 sampling event was 2.38 inches of rain over 48 hours. This resulted in an estimate runoff volume of 0.07 AF and 0.038 AF at Parking Lots 5 and 7, respectively. Grab samples were collected between 8:00 AM and 9:30 AM on January 5, 2016 and delivered to the lab within the 6 hour holding time. Autosamplers were programmed to collect samples with 2.5 hour intervals beginning at 8:00 AM on January 5, 2016, and concluding on 9:00 AM on January 7, 2016. All autosampler samples were delivered to the lab on January 7, 2016. Samples were collected from all sites except Parking Lot 7 effluent (sites 7-4-E-1 and 7-4-E-2) as there was no overflow during the storm. Blank and duplicate samples were collected from Parking Lot 5 MWS No. 2 effluent. Figure 3-3 shows the rainfall hyetograph, flow hydrograph, and grab sample collection times for the January 5, 2016 event. The hydrographs for this event are generated from water level data collected by the autosamplers and the Rational Method.

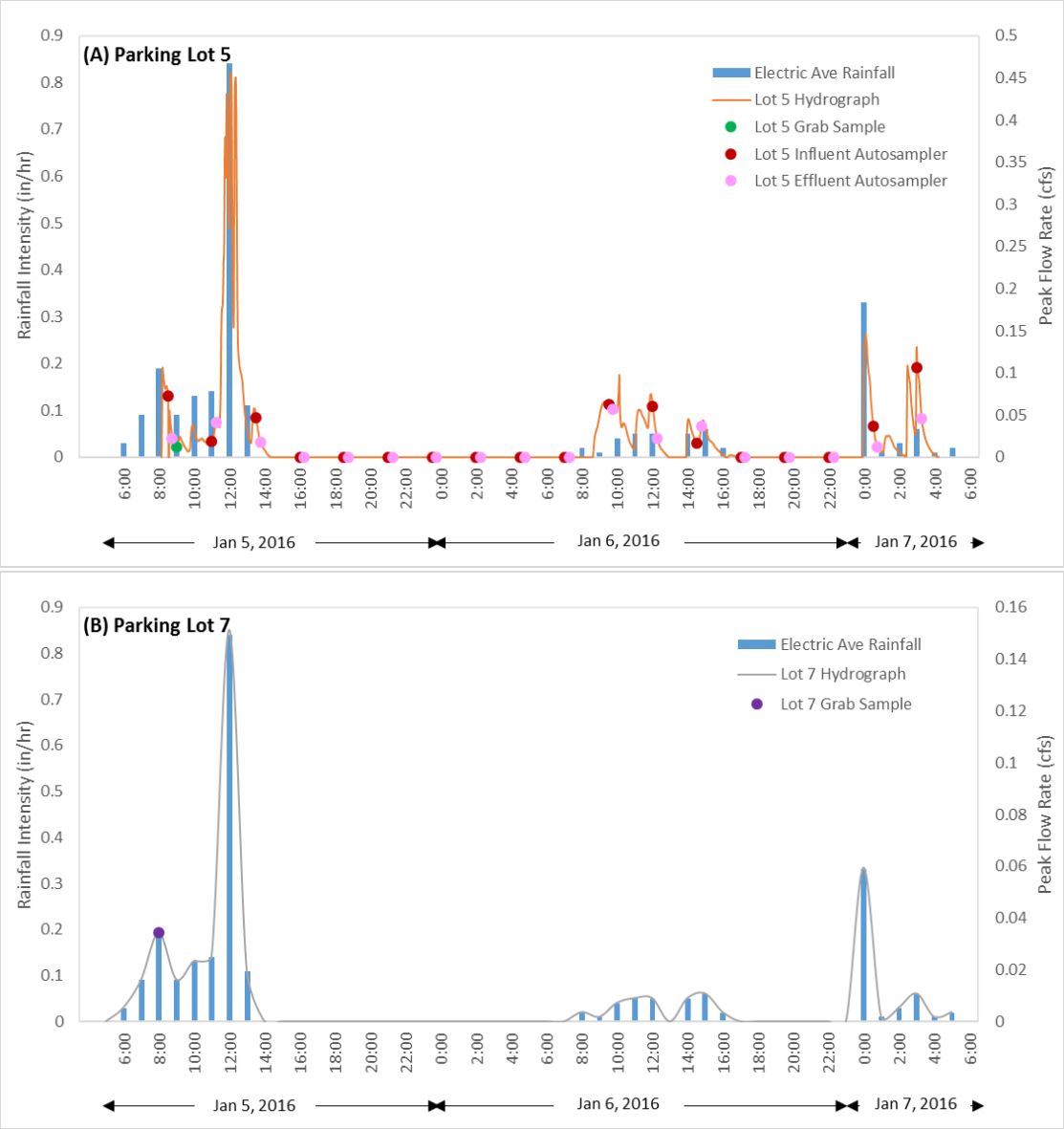

Figure 3-3
Hourly Rainfall Intensity at Electric Ave. Rain Gage on January 5 through 7, 2016 at (A) Parking Lot 5 and (B) Parking Lot 7

3.3.1 Fourth Sampling Event – March 5 and 11, 2016

The rainfall totals during the March 5, 2016 sampling event was 1.12 inches of rain over 55.5 hours. This resulted in an estimate runoff volume of 0.033 AF and 0.018 AF at Parking Lots 5 and 7, respectively. Grab samples were collected from Parking Lot 7 between midnight and 1:00 AM on March 5, 2016, however, the low intensity of rainfall did not generate enough runoff to spill over the weirs at Parking Lot 5. As rainfall was intermittent and predictions changed, Parking Lot 5 was not sampled during this storm event. Bacteria samples from Parking Lot 7 were delivered to the Los Angeles County Toxicology Lab within the 6 hour holding time requirements. Remaining Parking Lot 7 samples were delivered to Calscience on the following business day,

January 7, 2016. Samples were from the Parking Lot 7 influent site only as no overflow was observed during the storm event. Blank and duplicate samples were also collected from the Parking Lot 7 influent site. Figure 3-4 shows the rainfall hyetograph, flow hydrograph, and grab sample collection times for the March 5, 2016 event. The hydrograph for this event is generated using the Rational Method and rainfall intensities in Figure 3-4.

Sampling for Parking Lot 5 was rescheduled for March 11, 2016. The rainfall totals during the March 11, 2016 sampling event was 0.40 inches over 2 hours. This resulted in an estimate runoff volume of 0.012 AF at Parking Lot 5. Grab samples were collected between 1:00 PM and 2:00 PM. Autosamplers were programmed to collect samples with 10 minute intervals beginning shortly after 1:00 PM and concluding shortly after 4:00 PM. All Parking Lot 5 samples were delivered to the lab within holding time requirements. Figure 3-5 shows the rainfall hyetograph, flow hydrograph, and grab sample collection times for the March 11, 2016 event. The hydrograph for this event is generated from water level data collected by the autosamplers and the Rational Method.

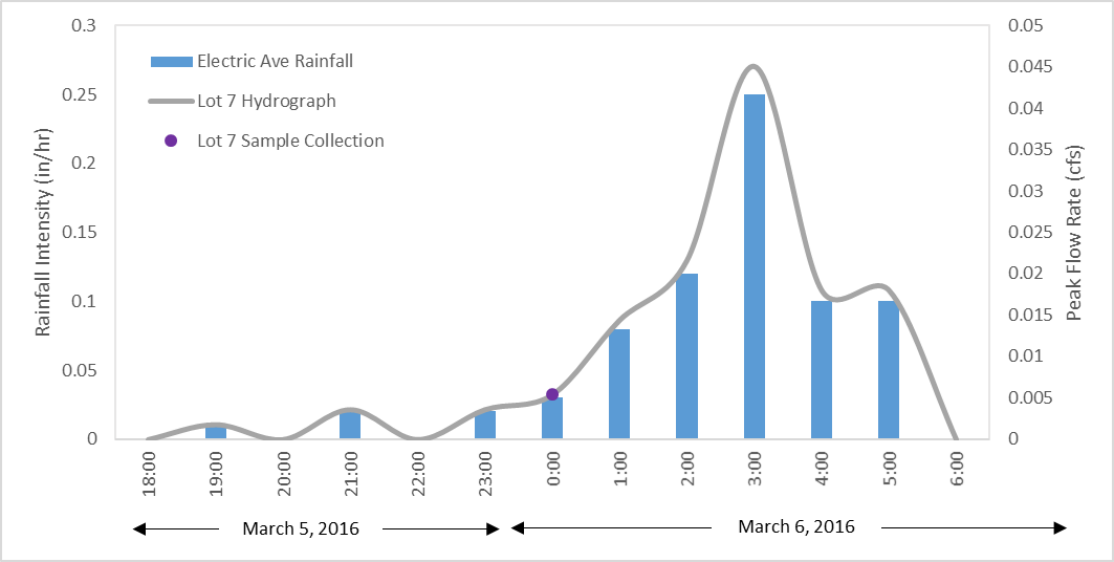

Figure 3-4
Hourly Rainfall Intensity at Electric Ave. Rain Gage on March 5 and 6, 2016 at Parking Lot 7

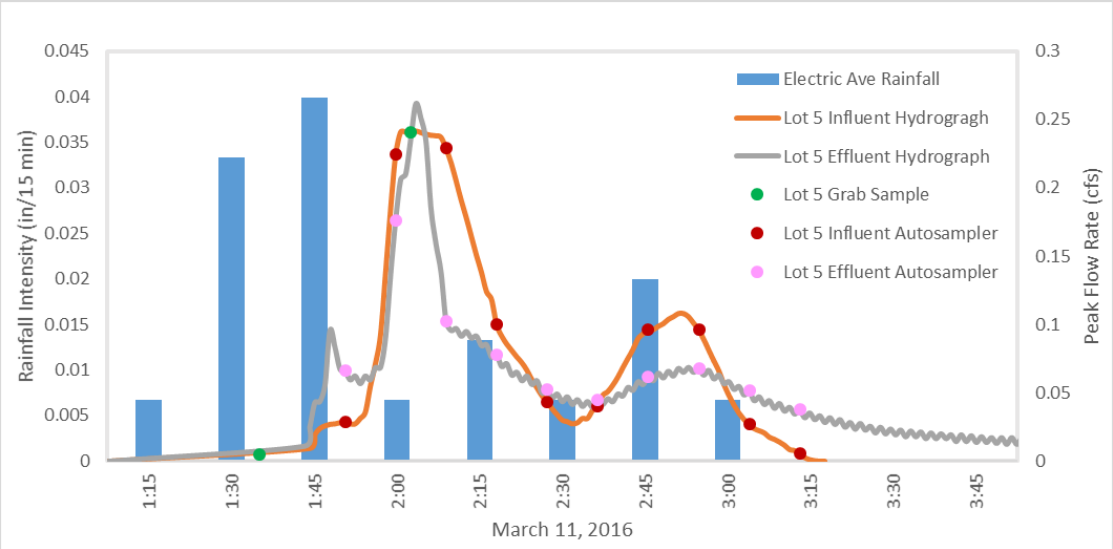

Figure 3-5
Hourly Rainfall Intensity at Electric Ave. Rain Gage on March 11, 2016 at Parking Lot 5

Section 4
Results and Discussion

Tabular summaries of water quality results for all constituents and samples are presented in Appendix A. This section presents summary results for three pollutant groups evaluated: bacteria, metals, and other toxics. The objective of the post-BMP construction monitoring at Parking Lots 5 and 7 was to evaluate the effectiveness of the BMPs installed at each site. Reductions achieved from the BMPs are estimated based on influent and effluent pollutant loads.

4.1 First Phase Post-Construction Water Quality Data

Results for bacteria, metals, and other parameters that include total suspended solids (TSS), petroleum-related organics (TPH and GRO), and hardness are presented in tabular format with selected parameters displayed in two graphical formats.

4.1.1 Bacteria

Bacteria levels observed during the 2014-2016 sampling events are summarized in Table 4-1 along with the following observations:

- *E.coli*
  - Five out of the seven influent samples from Lots 5 and 7 and all four effluent samples from Lot 5 have low *E.coli* concentrations (less than 15 MPN/100 mL).
- Enterococci
  - Concentrations in Lot 5 and 7 influent and effluent samples ranged from 34 to 11,600 MPN/100 ml.
  - Eight of the ten samples collected from Lots 5 and 7exceeded the TMDL single sample numeric target of 104 MPN/100 ml.
  - Although samples exceeded the TMDL numeric target, it is important to note that while the TMDL includes Enterococcus targets, Enterococcus is a bacterial indicator in marine water and not for freshwater.
- Fecal Coliform
  - Concentrations in Lot 5 and 7 influent and effluent samples ranged from less than 2 to 800 MPN/100 ml.
  - Three of the ten samples collected from Lots 5 and 7 exceeded the TMDL single sample numeric target of 400 MPN/100 ml.
- Total Coliform

- Concentrations in Lot 5 and 7 influent and effluent samples ranged from 50 to 3,550 MPN/100 ml.
- No sample exceeded the TMDL single sample numeric target of 10,000 MPN/100 ml. However, five samples have a fecal to total coliform ratio that exceeds 0.1 with two of these samples exceeding the TMDL single sample numeric target of 1,000 MPN/100 ml.

Table 4-1 Bacteria Concentrations Observed During Each Storm Event (MPN/100 ml)

Constituent	Event	Lot 5 Influent	Lot 5 Effluent	Lot 7 Influent
E.coli	April 2015	BDL	NS	NS
	May 2015	BDL	5	2
	Jan 2016	220	12	7
	March 2016	2	8	197
Enterococci	April 2015	55	NS	NS
	May 2015	500	1,800	130
	Jan 2016	34	265	130
	March 2016	500	8,000	11,600
Fecal Coliform	April 2015	80	NS	NS
	May 2015	BDL	20	4
	Jan 2016	800	540	80
	March 2016	2	30	715
Total Coliform	April 2015	140[1]	NS	NS
	May 2015	50	165[1]	50
	Jan 2016	300[1]	1,800[1]	3,000
	March 2016	170	1,100	3,550[1]

BDL – below detection limit; NS – no sample collected due to low storm intensity
1 – Fecal to total coliform ratio exceeds 0.1

Figure 4-1 displays the distribution of *E.coli* concentrations at both Parking Lots 5 and 7 and shows that observed concentrations are generally low. Results also show that although effluent concentrations are higher than influent concentrations at Parking Lot 5, effluent concentrations are also low. Figure 4-2 plots influent and effluent concentrations against a "no change" line, where points below the line indicate effluent concentrations are lower than the influent concentrations and points above the line indicate effluent concentrations are higher than influent concentrations. The figure shows that in two events, effluent *E.coli* concentrations are greater than influent concentrations. However, in those events, both influent and effluent concentrations were less than 10 MPN/100 ml. It also shows that in the one event where the influent concentration is higher (220 MPN/100 ml), the effluent concentration is low (12 MPN/100 ml) indicating reduction through the MWS No. 2 BMP.

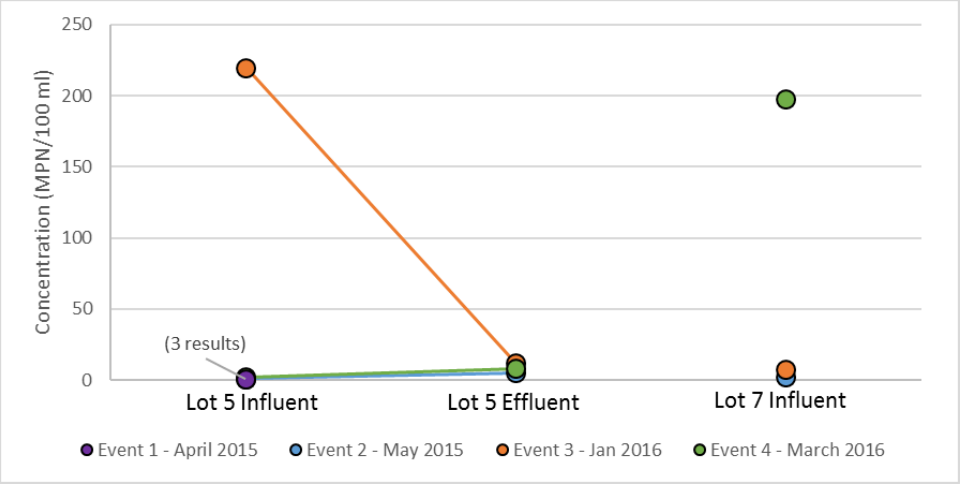

Figure 4-1
***E.coli* concentrations in influent and effluent at Parking Lots 5 and 7**

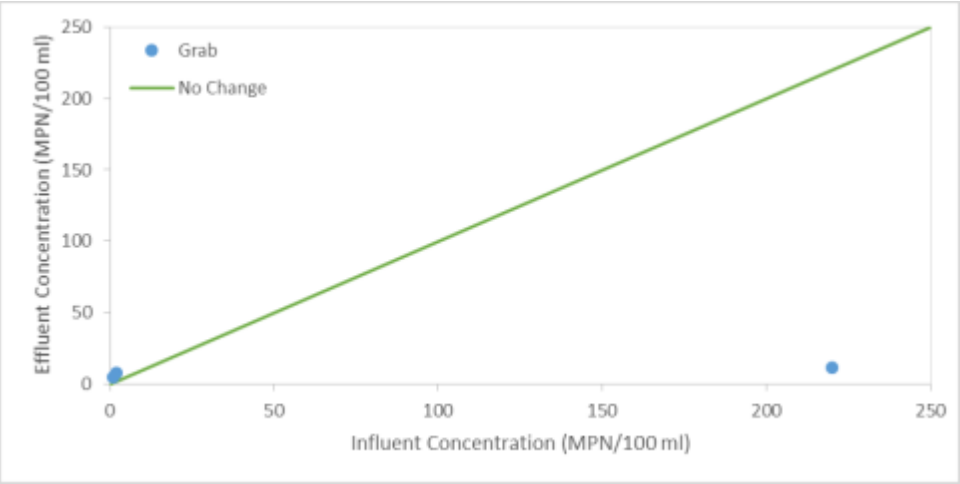

Figure 4-2
***E.coli* Concentrations for each sampling event at Parking Lot 5**

4.1.2 Metals

Table 4-2 summarizes the total and dissolved metals (copper, lead, and zinc) concentrations observed during the 2014-2016 sampling events. At Parking Lot 5, mean effluent concentrations are lower than mean influent concentrations for both total and dissolved copper and lead as well as dissolved zinc. However, the total zinc mean concentration for the effluent is higher than the mean for influent samples. Both total and dissolved zinc are present in influent and effluent at higher concentrations than total and dissolved lead and copper. Dissolved lead concentrations were low during all sampling events and below detection limit (BDL) for all but one event. Mean influent concentrations are lower at Parking Lot 7 than at Parking Lot 5 for all metals. All dissolved lead concentrations from Parking Lot 7 (influent only) were below the detection limit.

Table 4-2 Summary of Metals Concentrations (mg/L)

Constituent	Statistic	Composite Samples		Grab Samples		
		Lot 5 Influent	Lot 5 Effluent	Lot 5 Influent	Lot 5 Effluent	Lot 7 Influent
Sample Size		2	2	5	5	4
Total Copper (mg/L)	Mean	0.01	0.01	0.09	0.01	0.03
	Median	0.01	0.01	0.08	0.01	0.04
	Minimum	0.00	0.00	0.02	0.01	0.02
	Maximum	0.02	0.01	0.20	0.02	0.04
Total Lead (mg/L)	Mean	0.01	BDL	0.02	0.01	0.01
	Median	0.01	ND	0.02	0.01	0.01
	Minimum	0.01	BDL	0.01	0.01	0.01
	Maximum	0.01	BDL	0.04	0.01	0.01
Total Zinc (mg/L)	Mean	0.06	0.03	0.38	0.45	0.21
	Median	0.06	0.04	0.33	0.06	0.23
	Minimum	0.03	0.02	0.09	0.04	0.09
	Maximum	0.09	0.03	0.69	1.96	0.31
Dissolved Copper (mg/L)	Mean	0.01	0.00	0.05	0.01	0.02
	Median	0.67	0.00	0.04	0.01	0.02
	Minimum	0.00	0.00	0.00	0.00	0.01
	Maximum	0.01	0.01	0.09	0.01	0.03
Dissolved Lead (mg/L)	Mean	BDL	BDL	0.01	BDL	BDL
	Median	BDL	BDL	BDL	BDL	BDL
	Minimum	BDL	BDL	0.01	BDL	BDL
	Maximum	BDL	BDL	0.01	BDL	BDL
Dissolved Zinc (mg/L)	Mean	0.04	0.02	0.25	0.02	0.16
	Median	0.04	0.02	0.14	0.02	0.18
	Minimum	0.03	0.02	0.03	0.02	0.06
	Maximum	0.06	0.02	0.57	0.03	0.25

BDL – below detection limit
Duplicate samples have been included in the sample size and the calculation of average concentrations.

Total and dissolved copper concentrations observed during the storm events are shown in Figures 4-3 and 4-4. The figures indicate that Lot 5 effluent concentrations are lower than Lot 5 influent concentrations for both grab and composite samples. Concentrations from grab samples are also substantially higher than concentrations from flow-weighted composite samples, which is expected as grab samples reflect the first flush when pollutants are typically present at higher levels. The figures also show that Lot 7 influent concentrations are generally lower and more clustered than Lot 5 influent concentrations. Nearly all samples from Lot 5 for total and dissolved copper had lower effluent concentrations than influent concentrations during each sampling event.

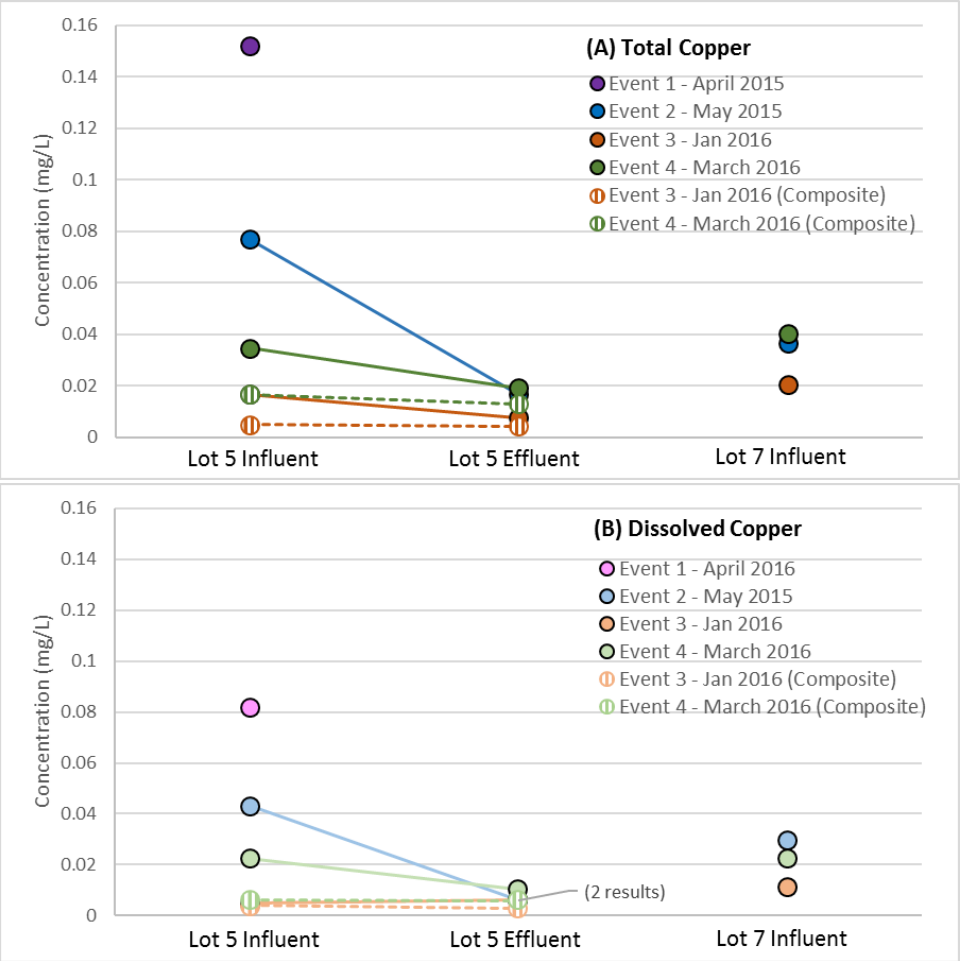

Figure 4-3
Influent and effluent concentrations of (A) total copper and (B) dissolved copper at Parking Lots 5 and 7

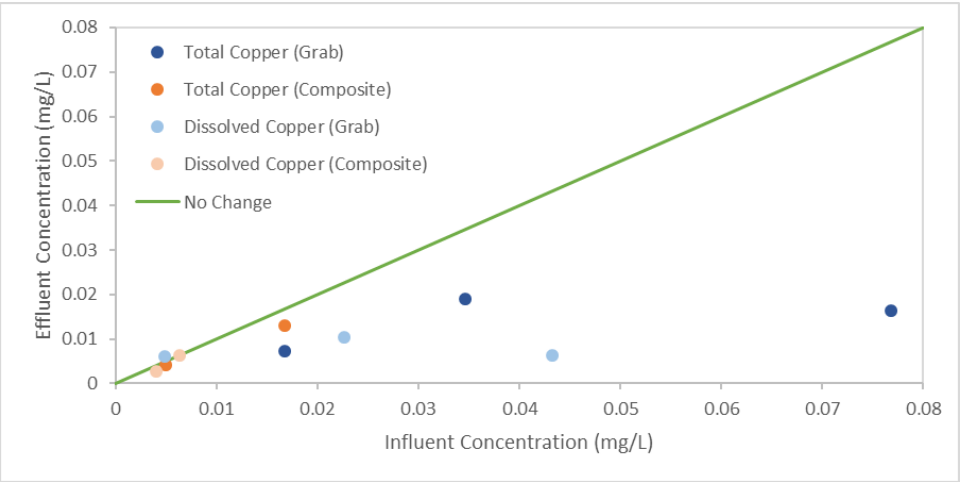

Figure 4-4
Total and dissolved copper concentrations for each sampling event at Parking Lot 5

Total and dissolved zinc concentrations observed during the storm events are shown in Figures 4-5 and 4-6. The figures indicate that trends are similar to that observed in total and dissolved copper concentrations although zinc is present in higher concentrations than copper. Lot 5 effluent concentrations are lower than Lot 5 influent concentrations for both grab and composite samples except during the May 2015 storm event. Concentrations from grab samples are also substantially higher than concentrations from flow-weighted composite samples, which is expected. The figures also show that Lot 7 influent concentrations are generally lower and more clustered than Lot 5 influent concentrations. Nearly all samples from Lot 5 for total and dissolved zinc had lower effluent concentrations than influent concentrations during each sampling event.

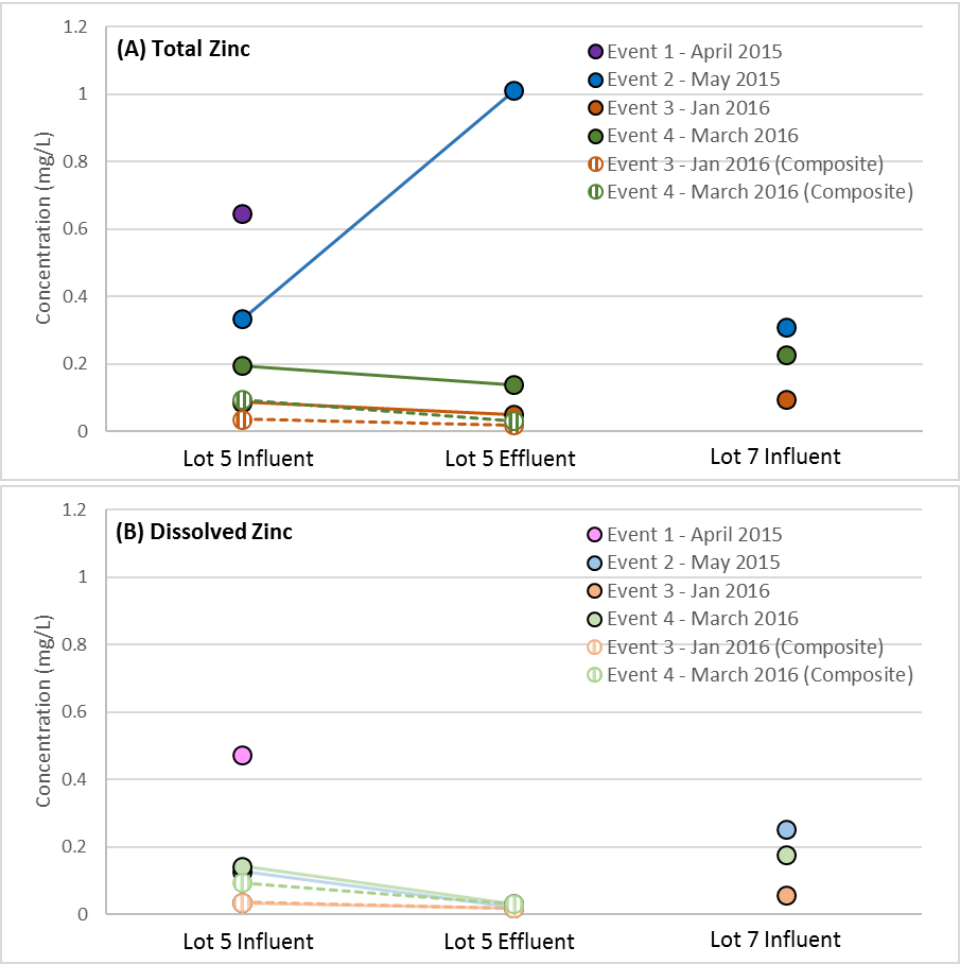

Figure 4-5
Influent and effluent concentrations of (A) total zinc and (B) dissolved zinc at Parking Lots 5 and 7

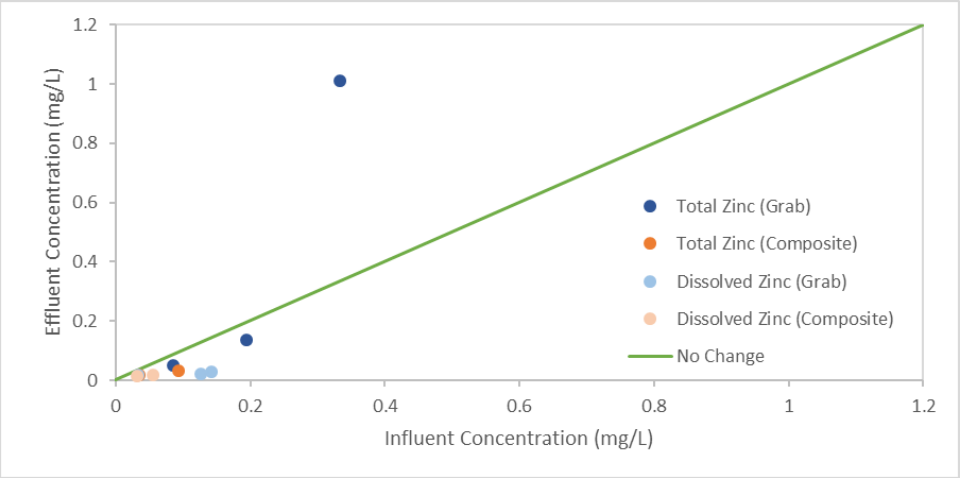

Figure 4-6
Total and dissolved zinc concentrations for each sampling event at Parking Lot 5

4.1.3 Other

Table 4-3 summarizes the petroleum-related organics (TPH and GRO), hardness, and TSS concentrations observed during the 2014-2016 sampling events. Mean effluent concentrations from Lot 5 for TPH motor oil and TPH diesel were lower than the mean influent concentrations. Mean influent concentrations from Lot 5 for TPH motor oil and TPH diesel were lower than the mean influent concentrations from Lot 7. GRO concentrations were BDL for all samples at both Parking Lots 5 and 7.

The mean total hardness level was higher in Lot 5 effluent composite samples than Lot 5 influent composite samples. However, in grab samples, the mean total hardness level was lower in Lot 5 effluent than Lot 5 influent. The mean influent hardness level from Lot 5 was higher than the mean influent hardness level from Lot 7.

The mean TSS concentration was lower in Lot 5 effluent than Lot 5 influent for both the composite and grab samples. The mean influent TSS concentration from Lot 5 was higher than the mean influent TSS concentration from Lot 7.

Table 4-3 Summary of Petroleum-Related Organics, Total Hardness, and TSS data

Constituent	Statistic	Composite Samples		Grab Samples		
		Lot 5 Influent	Lot 5 Effluent	Lot 5 Influent	Lot 5 Effluent	Lot 7 Influent
TPH as Motor Oil (µg/L)	Mean	No samples collected		1665	540	2400
	Median			1665	520	2400
	Minimum			630	410	1800
	Maximum			2700	710	3000
	Sample Size			2	4	2
TPH as Diesel (µg/L)	Mean			3142	508	1255
	Median			2400	530	1300
	Minimum			310	220	920
	Maximum			5900	870	1500
	Sample Size			5	5	4
GRO (µg/L)	Mean			BDL	BDL	BDL
	Median			BDL	BDL	BDL
	Minimum			BDL	BDL	BDL
	Maximum			BDL	BDL	BDL
	Sample Size			5	5	4
Total Hardness (mg/L)	Mean	5.5	14	47	38	28
	Median	5.5	14	50	36	27
	Minimum	1	8	6	12	8
	Maximum	10	20	80	80	50
	Sample Size	2	2	5	5	4
TSS (mg/L)	Mean	40	15	117	42	39
	Median	40	15	125	54	32
	Minimum	6	5.4	38	12	30
	Maximum	74	25	166	65	55
	Sample Size	2	2	6	5	6

BDL – below detection limit
Duplicate samples have been included in the sample size and the calculation of average concentrations.

Figure 4-7 shows the TSS influent and effluent concentrations and indicates that Lot 5 effluent concentrations are lower than Lot 5 influent concentrations for both grab and composite samples. Concentrations from grab samples are also substantially higher than concentrations from flow-weighted composite samples, which is expected. The figures also show that Lot 7 influent concentrations are generally lower and more clustered than Lot 5 influent concentrations. The influent-effluent plot in Figure 4-8 shows all samples from Lot 5 for TSS had lower effluent concentrations than influent concentrations during each sampling event.

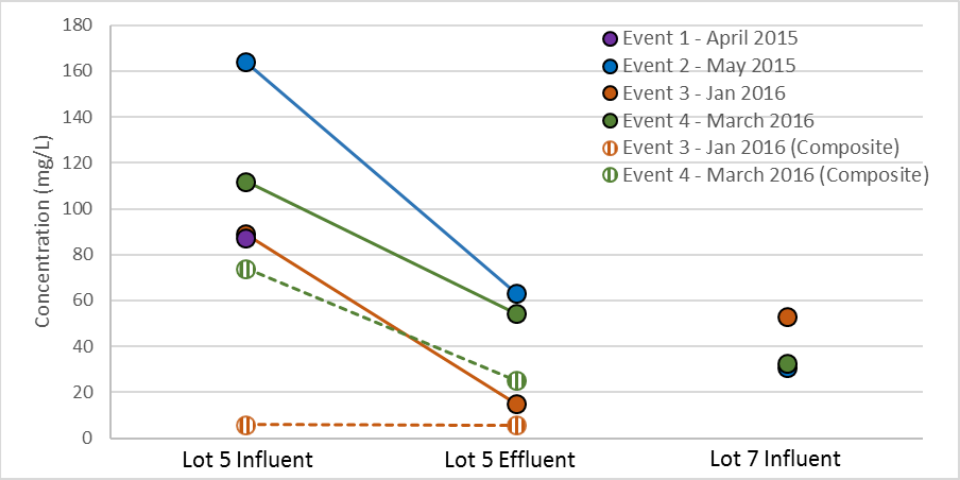

Figure 4-7
Influent and effluent concentrations of TSS at Parking Lots 5 and 7

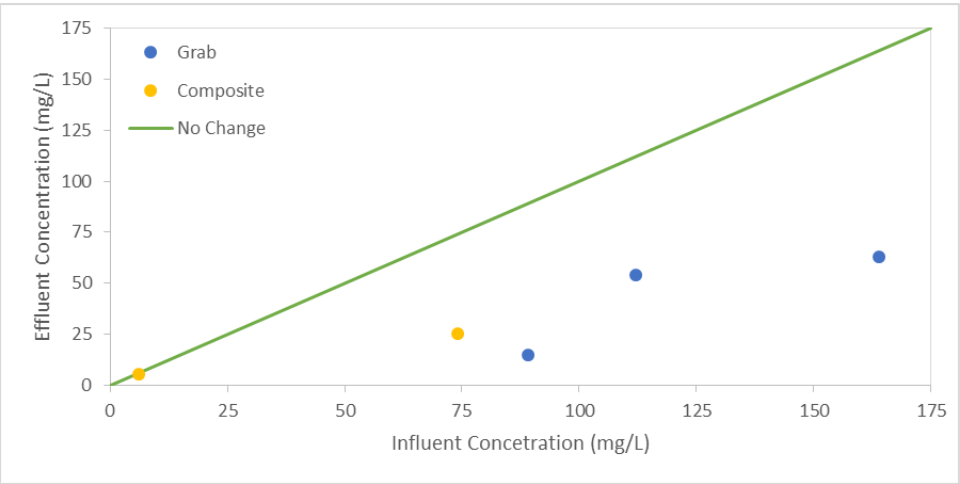

Figure 4-8
TSS concentrations for each sampling event at Parking Lot 5

4.2 Effectiveness Assessment

4.2.1 Runoff Volume

A key component of load estimation is the runoff volume. For the 2014-2015 wet season, runoff hydrographs for both Parking Lots 5 and 7 are estimated for sampling events using the LACDPW Electric Avenue P.P rainfall gauge time series data and hydrologic estimation methods. The rational method approach, described in the LA County Hydrology Manual, is well suited to provide reasonably accurate estimates of runoff hydrographs from small mostly impervious drainage areas, such as parking lots. This method is used to convert time series rainfall data to runoff hydrographs by estimating runoff rates, as shown in Table 7.3.4 of the Hydrology Manual. The rational method employs the Equation 1 to estimate peak runoff (Q_p) in cubic feet per second (cfs) for a given hourly rainfall intensity (I) in inches and drainage area in acres, as follows:

$$Q_p = C \times I \times A \qquad (1)$$

The runoff coefficient (C) is assumed to be 0.95 based on the high level of imperviousness at the parking lots. Using the hydrograph, the runoff volume is estimated as the area under the curve.

During the 2015-2016 wet season at Parking Lot 5, influent and effluent flows were monitored using ISCO 730 bubbler modules in conjunction with ISCO 6712 autosamplers. Water level in the pretreatment and discharge chambers were measured continuously as flow spilled over compound weirs installed in each chamber. Flow was intended to be estimated by applying standard weir equations to water level data, however, this method does not accurately estimate flow due to the submerged weir conditions in both chambers. The hydrograph is estimated using both the rational method and the water level data, with runoff volume (Table 3-1) estimated as area under the curve.

4.2.2 Pollutant Loads

To assess BMP effectiveness, influent and effluent loads are estimated and compared based on water quality data collected during the first phase of post-construction monitoring. Pollutant loads are estimated based on Equation 2 for each monitoring event, using runoff volumes reported in Table 3-1 and concentrations reported by the laboratory for each sample (Appendix A), and averaged based on Equation 3.

$$Pollutant\ Load = Runoff\ Volume \times Concentration \qquad (2)$$

$$Average\ Pollutant\ Load = \frac{sum\ of\ Pollutant\ Load\ from\ each\ event}{total\ number\ of\ monitoring\ events} \qquad (3)$$

Table 4-4 reports the average pollutant loads observed at Parking Lots 5 and 7 during the first phase of post-construction monitoring. Percent load reductions are calculated relative to influent pollutant loads. Negative percent reductions indicate the effluent load is higher than the influent loads. Bacteria and hardness have not been included because neither are expressed as a load.

Results indicate that the biofiltration BMP at Parking Lot 5 generally reduced pollutant loads from metals by up to 53 percent. Dissolved lead showed a no change between the influent and effluent loads because all of the dissolved lead concentrations in composite samples were below the detection limit. Pollutant loads from TPH associated with cars were also reduced by over 50 percent. GRO showed an increase in effluent load but this “removal” rate does not accurately reflect removal as concentrations for all samples were below detection limit and the sample sizes for influent and effluent were different. TSS loading was reduced by nearly 50 percent.

The bioretention BMP at Parking Lot 7 captured all of the runoff during the sampling events. As a result, no overflow was observed at the monitoring sites during any sampling event and effluent pollutant load was assumed to be zero. As such, the load reduction at Parking Lot 7 is considered to be 100 percent.

Table 4-4 Average Pollutant Loads

Constituent	Units	Parking Lot 5			Parking Lot 7	
		Average Pollutant Load (Influent)	Average Pollutant Load (Effluent)	Percent Load Reduction	Average Pollutant Load (Influent)	Percent Load Reduction
Total Copper	mg	330	280	17%	700	100%
Total Lead	mg	270	250	8%	140	100%
Total Zinc	mg	2,170	1,030	53%	3,850	100%
Dissolved Copper	mg	220	170	23%	410	100%
Dissolved Lead[1]	mg	250	250	0%	130	100%
Dissolved Zinc	mg	1,740	820	53%	2,740	100%
TPH as Motor Oil[2]	mg	44,620	21,970	51%	52,350	100%
TPH as Diesel[2]	mg	29,990	13,280	56%	27,230	100%
GRO[1,2]	mg	750	950	-25%	630	100%
TSS	mg	792,240	412,580	48%	1,128,600	100%

Note: For calculation purposes, samples that were reported as BDL were quantified as half of the method detection limit.

[1] For dissolved lead and GRO, influent load is based on data from 4 events, 3 of which were BDL, and effluent load is based on data from 3 events, all BDL, so percent load reduction is not accurately reflected.

[2] Pollutant loads are based on grab samples only.

Pollutant loading rates are estimated using influent data at each parking lot as load per unit area (Table 4-5). Loading rates are higher for Lot 7 than Lot 5 for a majority of the parameters. Loading rates were generally the same order of magnitude between the two lots.

Table 4-5 Pollutant Loading Rates

Constituent	Units	Influent Pollutant Loading Rates	
		Lot 5[1]	Lot 7[2]
Total Copper	mg/acre	2,120	3,480
Total Lead	mg/acre	880	720
Total Zinc	mg/acre	10,570	19,230
Dissolved Copper	mg/acre	1,050	2,070
Dissolved Lead[3]	mg/acre	510	630
Dissolved Zinc	mg/acre	6,060	13,690
TPH as Motor Oil[4]	mg/acre	120,600	261,740
TPH as Diesel[4]	mg/acre	81,050	136,160
GRO[3,4]	mg/acre	1,054,980	3,150
TSS	mg/acre	6,132,720	5,643,000

[1] Parking Lot 5 loading rate is based on a monitored drainage area of approximately 0.37 acres and composite samples unless otherwise indicated by the table notes.

[2] Parking Lot 7 loading rate is based on a monitored drainage area of approximately 0.2 acres and grab samples only.

[3] For dissolved lead and GRO, influent load is based on data from 4 events, 3 of which were BDL, and effluent load is based on data from 3 events, all BDL, so loading rate is not accurately reflected.

[4] Pollutant loading rates for Lot 5 influent are based on grab samples only.

Section 5
Findings

The following are findings based of the analysis of results from the first phase of post-construction monitoring:

- While present in the all of the samples, Parking Lot 5 and Parking Lot 7 do not appear to be a substantial source of bacteria at the selected monitoring locations, particularly *E. coli*, based on the relatively low concentrations.
- While present in the all of the samples, Parking Lot 5 and Parking Lot 7 do not appear to be a substantial source of metals, including copper, based on the relatively low concentrations.
- While present in the all of the samples, Parking Lot 5 and Parking Lot 7 do not appear to be a substantial source of TPH, based on the relatively low concentrations, and GRO, where all samples were below the detection limit.
- TSS was present in all the samples, but at relatively low concentrations.
- Comparison of influent and effluent data indicated the MWS Linear biofiltration BMP installed at Parking Lot 5 provided treatment for *E. coli*, metals, TPH, and TSS. This device reduced loads by up to 60%.
- The bioretention BMP installed at Parking Lot 7 captured all the influent volume during each of the monitored events and produced no effluent. This device at Parking Lot 7 generated 100 percent load reductions.

Appendix A

Water Quality Data

Unine. County

FIELD SAMPLE ID	FIELD SAMPLE TYPE	EVENT ID	SITE ID	SAMPLE START DATE	SAMPLE START TIME	SAMPLE END DATE	SAMPLE END TIME	SAMPLE TYPE	SAMPLE SOURCE	SAMPLE MATRIX	SAMPLING AGENCY	CAS NUMBER	CONSTITUENT	NUMERICAL QUALIFIER	REPORTED VALUE	OVERALL QUALIFIER	REPORTING LIMIT	RL UNITS	METHOD DETECTION LIMIT	MDL UNITS
5-2-I	grab	20150407	5-2-I	04/07/2015	16:50	04/07/2015		G	Storm	Water	CDM Smith		Hardness, Total (as CaCO3)		70		20	mg/L	9.9	mg/L
5-2-I	grab	20150407	5-2-I	04/07/2015	16:50	04/07/2015		G	Storm	Water	CDM Smith		Solids, Total Suspended		137		1	mg/L	0.829	mg/L
5-2-I	grab	20150407	5-2-I	04/07/2015	16:50	04/07/2015		G	Storm	Water	CDM Smith	68334-30-5	TPH as Diesel		5700	HD	51	ug/L	8.1	ug/L
5-2-I	grab	20150407	5-2-I	04/07/2015	16:50	04/07/2015		G	Storm	Water	CDM Smith	630-02-4	n-Octacosane		79			%REC		%REC
5-2-I	grab	20150407	5-2-I	04/07/2015	16:50	04/07/2015		G	Storm	Water	CDM Smith		Gasoline Range Organics		ND		50	ug/L	38	ug/L
5-2-I	grab	20150407	5-2-I	04/07/2015	16:50	04/07/2015		G	Storm	Water	CDM Smith	460-00-4	1,4-Bromofluorobenzene		76			%REC		%REC
5-2-I	grab	20150407	5-2-I	04/07/2015	16:50	04/07/2015		G	Storm	Water	CDM Smith	7440-50-8	Total Copper		0.2		0.01	mg/L	0.00267	mg/L
5-2-I	grab	20150407	5-2-I	04/07/2015	16:50	04/07/2015		G	Storm	Water	CDM Smith	7439-92-1	Total Lead		0.0288		0.01	mg/L	0.00406	mg/L
5-2-I	grab	20150407	5-2-I	04/07/2015	16:50	04/07/2015		G	Storm	Water	CDM Smith	7440-66-6	Total Zinc		0.685		0.01	mg/L	0.00352	mg/L
5-2-I	grab	20150407	5-2-I	04/07/2015	16:50	04/07/2015		G	Storm	Water	CDM Smith	7440-50-8	Dissolved Copper		0.0732		0.01	mg/L	0.00267	mg/L
5-2-I	grab	20150407	5-2-I	04/07/2015	16:50	04/07/2015		G	Storm	Water	CDM Smith	7439-92-1	Dissolved Lead		0.0064	J	0.01	mg/L	0.00406	mg/L
5-2-I	grab	20150407	5-2-I	04/07/2015	16:50	04/07/2015		G	Storm	Water	CDM Smith	7440-66-6	Dissolved Zinc		0.376		0.01	mg/L	0.00352	mg/L
5-2-I	grab	20150407	5-2-I	04/07/2015	16:50	04/07/2015		G	Storm	Water	CDM Smith	67-64-1	Acetone		48		20	ug/L	10	ug/L
5-2-I	grab	20150407	5-2-I	04/07/2015	16:50	04/07/2015		G	Storm	Water	CDM Smith	71-43-2	Benzene		ND		0.5	ug/L	0.14	ug/L
5-2-I	grab	20150407	5-2-I	04/07/2015	16:50	04/07/2015		G	Storm	Water	CDM Smith	108-86-1	Bromobenzene		ND		1	ug/L	0.3	ug/L
5-2-I	grab	20150407	5-2-I	04/07/2015	16:50	04/07/2015		G	Storm	Water	CDM Smith	74-97-5	Bromochloromethane		ND		1	ug/L	0.48	ug/L
5-2-I	grab	20150407	5-2-I	04/07/2015	16:50	04/07/2015		G	Storm	Water	CDM Smith	75-27-4	Bromodichloromethane		ND		1	ug/L	0.21	ug/L
5-2-I	grab	20150407	5-2-I	04/07/2015	16:50	04/07/2015		G	Storm	Water	CDM Smith	75-25-2	Bromoform		ND		1	ug/L	0.5	ug/L
5-2-I	grab	20150407	5-2-I	04/07/2015	16:50	04/07/2015		G	Storm	Water	CDM Smith	74-83-9	Bromomethane		ND		10	ug/L	3.9	ug/L
5-2-I	grab	20150407	5-2-I	04/07/2015	16:50	04/07/2015		G	Storm	Water	CDM Smith	78-93-3	2-Butanone		5.8	J	10	ug/L	2.2	ug/L
5-2-I	grab	20150407	5-2-I	04/07/2015	16:50	04/07/2015		G	Storm	Water	CDM Smith	104-51-8	n-Butylbenzene		ND		1	ug/L	0.23	ug/L
5-2-I	grab	20150407	5-2-I	04/07/2015	16:50	04/07/2015		G	Storm	Water	CDM Smith	135-98-8	sec-Butylbenzene		ND		1	ug/L	0.25	ug/L
5-2-I	grab	20150407	5-2-I	04/07/2015	16:50	04/07/2015		G	Storm	Water	CDM Smith	98-06-6	tert-Butylbenzene		ND		1	ug/L	0.28	ug/L
5-2-I	grab	20150407	5-2-I	04/07/2015	16:50	04/07/2015		G	Storm	Water	CDM Smith	75-15-0	Carbon Disulfide		ND		10	ug/L	0.41	ug/L
5-2-I	grab	20150407	5-2-I	04/07/2015	16:50	04/07/2015		G	Storm	Water	CDM Smith	56-23-5	Carbon Tetrachloride		ND		0.5	ug/L	0.23	ug/L
5-2-I	grab	20150407	5-2-I	04/07/2015	16:50	04/07/2015		G	Storm	Water	CDM Smith	108-90-7	Chlorobenzene		ND		1	ug/L	0.17	ug/L
5-2-I	grab	20150407	5-2-I	04/07/2015	16:50	04/07/2015		G	Storm	Water	CDM Smith	75-00-3	Chloroethane		ND		5	ug/L	2.3	ug/L
5-2-I	grab	20150407	5-2-I	04/07/2015	16:50	04/07/2015		G	Storm	Water	CDM Smith	67-66-3	Chloroform		ND		1	ug/L	0.46	ug/L
5-2-I	grab	20150407	5-2-I	04/07/2015	16:50	04/07/2015		G	Storm	Water	CDM Smith	74-87-3	Chloromethane		ND		10	ug/L	1.8	ug/L
5-2-I	grab	20150407	5-2-I	04/07/2015	16:50	04/07/2015		G	Storm	Water	CDM Smith	95-49-8	2-Chlorotoluene		ND		1	ug/L	0.24	ug/L
5-2-I	grab	20150407	5-2-I	04/07/2015	16:50	04/07/2015		G	Storm	Water	CDM Smith	106-43-4	4-Chlorotoluene		ND		1	ug/L	0.13	ug/L
5-2-I	grab	20150407	5-2-I	04/07/2015	16:50	04/07/2015		G	Storm	Water	CDM Smith	124-48-1	Dibromochloromethane		ND		1	ug/L	0.25	ug/L
5-2-I	grab	20150407	5-2-I	04/07/2015	16:50	04/07/2015		G	Storm	Water	CDM Smith	96-12-8	1,2-Dibromo-3-Chloropropane		ND		5	ug/L	1.2	ug/L
5-2-I	grab	20150407	5-2-I	04/07/2015	16:50	04/07/2015		G	Storm	Water	CDM Smith	106-93-4	1,2-Dibromoethane		ND		1	ug/L	0.36	ug/L
5-2-I	grab	20150407	5-2-I	04/07/2015	16:50	04/07/2015		G	Storm	Water	CDM Smith	74-95-3	Dibromomethane		ND		1	ug/L	0.46	ug/L
5-2-I	grab	20150407	5-2-I	04/07/2015	16:50	04/07/2015		G	Storm	Water	CDM Smith	95-50-1	1,2-Dichlorobenzene		ND		1	ug/L	0.46	ug/L
5-2-I	grab	20150407	5-2-I	04/07/2015	16:50	04/07/2015		G	Storm	Water	CDM Smith	541-73-1	1,3-Dichlorobenzene		ND		1	ug/L	0.4	ug/L
5-2-I	grab	20150407	5-2-I	04/07/2015	16:50	04/07/2015		G	Storm	Water	CDM Smith	106-46-7	1,4-Dichlorobenzene		ND		1	ug/L	0.43	ug/L
5-2-I	grab	20150407	5-2-I	04/07/2015	16:50	04/07/2015		G	Storm	Water	CDM Smith	75-71-8	Dichlorodifluoromethane		ND		1	ug/L	0.46	ug/L
5-2-I	grab	20150407	5-2-I	04/07/2015	16:50	04/07/2015		G	Storm	Water	CDM Smith	75-34-3	1,1-Dichloroethane		ND		1	ug/L	0.28	ug/L
5-2-I	grab	20150407	5-2-I	04/07/2015	16:50	04/07/2015		G	Storm	Water	CDM Smith	107-06-2	1,2-Dichloroethane		ND		0.5	ug/L	0.24	ug/L
5-2-I	grab	20150407	5-2-I	04/07/2015	16:50	04/07/2015		G	Storm	Water	CDM Smith	75-35-4	1,1-Dichloroethene		ND		1	ug/L	0.43	ug/L
5-2-I	grab	20150407	5-2-I	04/07/2015	16:50	04/07/2015		G	Storm	Water	CDM Smith	156-59-2	c-1,2-Dichloroethene		ND		1	ug/L	0.48	ug/L
5-2-I	grab	20150407	5-2-I	04/07/2015	16:50	04/07/2015		G	Storm	Water	CDM Smith	156-60-5	t-1,2-Dichloroethene		ND		1	ug/L	0.37	ug/L
5-2-I	grab	20150407	5-2-I	04/07/2015	16:50	04/07/2015		G	Storm	Water	CDM Smith	78-87-5	1,2-Dichloropropane		ND		1	ug/L	0.42	ug/L
5-2-I	grab	20150407	5-2-I	04/07/2015	16:50	04/07/2015		G	Storm	Water	CDM Smith	142-28-9	1,3-Dichloropropane		ND		1	ug/L	0.3	ug/L
5-2-I	grab	20150407	5-2-I	04/07/2015	16:50	04/07/2015		G	Storm	Water	CDM Smith	594-20-7	2,2-Dichloropropane		ND		1	ug/L	0.36	ug/L
5-2-I	grab	20150407	5-2-I	04/07/2015	16:50	04/07/2015		G	Storm	Water	CDM Smith	563-58-6	1,1-Dichloropropene		ND		1	ug/L	0.46	ug/L
5-2-I	grab	20150407	5-2-I	04/07/2015	16:50	04/07/2015		G	Storm	Water	CDM Smith	10061-01-5	c-1,3-Dichloropropene		ND		0.5	ug/L	0.25	ug/L
5-2-I	grab	20150407	5-2-I	04/07/2015	16:50	04/07/2015		G	Storm	Water	CDM Smith	10061-02-6	t-1,3-Dichloropropene		ND		0.5	ug/L	0.25	ug/L
5-2-I	grab	20150407	5-2-I	04/07/2015	16:50	04/07/2015		G	Storm	Water	CDM Smith	100-41-4	Ethylbenzene		ND		1	ug/L	0.14	ug/L
5-2-I	grab	20150407	5-2-I	04/07/2015	16:50	04/07/2015		G	Storm	Water	CDM Smith	591-78-6	2-Hexanone		ND		10	ug/L	2.1	ug/L
5-2-I	grab	20150407	5-2-I	04/07/2015	16:50	04/07/2015		G	Storm	Water	CDM Smith	98-82-8	Isopropylbenzene		ND		1	ug/L	0.58	ug/L
5-2-I	grab	20150407	5-2-I	04/07/2015	16:50	04/07/2015		G	Storm	Water	CDM Smith	99-87-6	p-Isopropyltoluene		ND		1	ug/L	0.16	ug/L
5-2-I	grab	20150407	5-2-I	04/07/2015	16:50	04/07/2015		G	Storm	Water	CDM Smith	75-09-2	Methylene Chloride		ND		10	ug/L	0.64	ug/L
5-2-I	grab	20150407	5-2-I	04/07/2015	16:50	04/07/2015		G	Storm	Water	CDM Smith	108-10-1	4-Methyl-2-Pentanone		ND		10	ug/L	4.4	ug/L
5-2-I	grab	20150407	5-2-I	04/07/2015	16:50	04/07/2015		G	Storm	Water	CDM Smith	91-20-3	Naphthalene		ND		10	ug/L	2.5	ug/L
5-2-I	grab	20150407	5-2-I	04/07/2015	16:50	04/07/2015		G	Storm	Water	CDM Smith	103-65-1	n-Propylbenzene		ND		1	ug/L	0.17	ug/L
5-2-I	grab	20150407	5-2-I	04/07/2015	16:50	04/07/2015		G	Storm	Water	CDM Smith	100-42-5	Styrene		ND		1	ug/L	0.17	ug/L
5-2-I	grab	20150407	5-2-I	04/07/2015	16:50	04/07/2015		G	Storm	Water	CDM Smith	630-20-6	1,1,1,2-Tetrachloroethane		ND		1	ug/L	0.4	ug/L

Unofficial Document

Unine. County

FIELD SAMPLE ID	FIELD SAMPLE TYPE	EVENT ID	SITE ID	SAMPLE START DATE	SAMPLE START TIME	SAMPLE END DATE	SAMPLE END TIME	SAMPLE TYPE	SAMPLE SOURCE	SAMPLE MATRIX	SAMPLING AGENCY	CAS NUMBER	CONSTITUENT	NUMERICAL QUALIFIER	REPORTED VALUE	OVERALL QUALIFIER	REPORTING LIMIT	RL UNITS	METHOD DETECTION LIMIT	MDL UNITS
5-2-I	grab	20150407	5-2-I	04/07/2015	16:50	04/07/2015		G	Storm	Water	CDM Smith	79-34-5	1,1,2,2-Tetrachloroethane		ND		1	ug/L	0.41	ug/L
5-2-I	grab	20150407	5-2-I	04/07/2015	16:50	04/07/2015		G	Storm	Water	CDM Smith	127-18-4	Tetrachloroethene		ND		1	ug/L	0.39	ug/L
5-2-I	grab	20150407	5-2-I	04/07/2015	16:50	04/07/2015		G	Storm	Water	CDM Smith	108-88-3	Toluene		ND		1	ug/L	0.24	ug/L
5-2-I	grab	20150407	5-2-I	04/07/2015	16:50	04/07/2015		G	Storm	Water	CDM Smith	87-61-6	1,2,3-Trichlorobenzene		ND		1	ug/L	0.51	ug/L
5-2-I	grab	20150407	5-2-I	04/07/2015	16:50	04/07/2015		G	Storm	Water	CDM Smith	120-82-1	1,2,4-Trichlorobenzene		ND		1	ug/L	0.5	ug/L
5-2-I	grab	20150407	5-2-I	04/07/2015	16:50	04/07/2015		G	Storm	Water	CDM Smith	71-55-6	1,1,1-Trichloroethane		ND		1	ug/L	0.3	ug/L
5-2-I	grab	20150407	5-2-I	04/07/2015	16:50	04/07/2015		G	Storm	Water	CDM Smith	76-13-1	1,1,2-Trichloro-1,2,2-Trifluoroethane		ND		10	ug/L	0.78	ug/L
5-2-I	grab	20150407	5-2-I	04/07/2015	16:50	04/07/2015		G	Storm	Water	CDM Smith	79-00-5	1,1,2-Trichloroethane		ND		1	ug/L	0.38	ug/L
5-2-I	grab	20150407	5-2-I	04/07/2015	16:50	04/07/2015		G	Storm	Water	CDM Smith	79-01-6	Trichloroethene		ND		1	ug/L	0.37	ug/L
5-2-I	grab	20150407	5-2-I	04/07/2015	16:50	04/07/2015		G	Storm	Water	CDM Smith	75-69-4	Trichlorofluoromethane		ND		10	ug/L	1.7	ug/L
5-2-I	grab	20150407	5-2-I	04/07/2015	16:50	04/07/2015		G	Storm	Water	CDM Smith	96-18-4	1,2,3-Trichloropropane		ND		5	ug/L	0.64	ug/L
5-2-I	grab	20150407	5-2-I	04/07/2015	16:50	04/07/2015		G	Storm	Water	CDM Smith	95-63-6	1,2,4-Trimethylbenzene		ND		1	ug/L	0.36	ug/L
5-2-I	grab	20150407	5-2-I	04/07/2015	16:50	04/07/2015		G	Storm	Water	CDM Smith	108-67-8	1,3,5-Trimethylbenzene		ND		1	ug/L	0.28	ug/L
5-2-I	grab	20150407	5-2-I	04/07/2015	16:50	04/07/2015		G	Storm	Water	CDM Smith	108-05-4	Vinyl Acetate		ND		10	ug/L	2.8	ug/L
5-2-I	grab	20150407	5-2-I	04/07/2015	16:50	04/07/2015		G	Storm	Water	CDM Smith	75-01-4	Vinyl Chloride		ND		0.5	ug/L	0.3	ug/L
5-2-I	grab	20150407	5-2-I	04/07/2015	16:50	04/07/2015		G	Storm	Water	CDM Smith	179601-23-1	p/m-Xylene		ND		1	ug/L	0.3	ug/L
5-2-I	grab	20150407	5-2-I	04/07/2015	16:50	04/07/2015		G	Storm	Water	CDM Smith	95-47-6	o-Xylene		ND		1	ug/L	0.23	ug/L
5-2-I	grab	20150407	5-2-I	04/07/2015	16:50	04/07/2015		G	Storm	Water	CDM Smith	1634-04-4	Methyl-t-Butyl Ether (MTBE)		ND		1	ug/L	0.31	ug/L
5-2-I	grab	20150407	5-2-I	04/07/2015		04/07/2015		G	Storm	Water	CDM Smith	460-00-4	1,4-Bromofluorobenzene		91			%REC		%REC
5-2-I	grab	20150407	5-2-I	04/07/2015		04/07/2015		G	Storm	Water	CDM Smith	1868-53-7	Dibromofluoromethane		108			%REC		%REC
5-2-I	grab	20150407	5-2-I	04/07/2015		04/07/2015		G	Storm	Water	CDM Smith	17060-07-0	1,2-Dichloroethane-d4		108			%REC		%REC
5-2-I	grab	20150407	5-2-I	04/07/2015		04/07/2015		G	Storm	Water	CDM Smith	2037-26-5	Toluene-d8		99			%REC		%REC
5-2-I	grab	20150407	5-2-I	04/07/2015	16:50	04/07/2015		G	Storm	Water	CDM Smith		Gasoline Range Organics		86		50	%REC	37.84	%REC
5-2-I	grab	20150407	5-2-I	04/07/2015	16:50	04/07/2015		G	Storm	Water	CDM Smith		Gasoline Range Organics		87		50	%REC	37.84	%REC
5-2-I-Dup	grab	20150407	5-2-I	04/07/2015	17:00	04/07/2015		R2	Storm	Water	CDM Smith		Hardness, Total (as CaCO3)		80		20	mg/L	9.9	mg/L
5-2-I-Dup	grab	20150407	5-2-I	04/07/2015	17:00	04/07/2015		R2	Storm	Water	CDM Smith		Solids, Total Suspended		38		1	mg/L	0.83	mg/L
5-2-I-Dup	grab	20150407	5-2-I	04/07/2015	17:00	04/07/2015		R2	Storm	Water	CDM Smith	68334-30-5	TPH as Diesel		5900	HD	50	ug/L	8	ug/L
5-2-I-Dup	grab	20150407	5-2-I	04/07/2015	17:00	04/07/2015		R2	Storm	Water	CDM Smith	630-02-4	n-Octacosane		82			%REC		%REC
5-2-I-Dup	grab	20150407	5-2-I	04/07/2015	17:00	04/07/2015		R2	Storm	Water	CDM Smith		Gasoline Range Organics		ND		50	ug/L	38	ug/L
5-2-I-Dup	grab	20150407	5-2-I	04/07/2015	17:00	04/07/2015		R2	Storm	Water	CDM Smith	460-00-4	1,4-Bromofluorobenzene		79			%REC		%REC
5-2-I-Dup	grab	20150407	5-2-I	04/07/2015	17:00	04/07/2015		R2	Storm	Water	CDM Smith	7440-50-8	Total Copper		0.104		0.01	mg/L	0.00267	mg/L
5-2-I-Dup	grab	20150407	5-2-I	04/07/2015	17:00	04/07/2015		R2	Storm	Water	CDM Smith	7439-92-1	Total Lead		0.0178		0.01	mg/L	0.00406	mg/L
5-2-I-Dup	grab	20150407	5-2-I	04/07/2015	17:00	04/07/2015		R2	Storm	Water	CDM Smith	7440-66-6	Total Zinc		0.605		0.01	mg/L	0.00352	mg/L
5-2-I-Dup	grab	20150407	5-2-I	04/07/2015	17:00	04/07/2015		R2	Storm	Water	CDM Smith	7440-50-8	Dissolved Copper		0.091		0.01	mg/L	0.00267	mg/L
5-2-I-Dup	grab	20150407	5-2-I	04/07/2015	17:00	04/07/2015		R2	Storm	Water	CDM Smith	7439-92-1	Dissolved Lead		0.00863	J	0.01	mg/L	0.00406	mg/L
5-2-I-Dup	grab	20150407	5-2-I	04/07/2015	17:00	04/07/2015		R2	Storm	Water	CDM Smith	7440-66-6	Dissolved Zinc		0.57		0.01	mg/L	0.00352	mg/L
5-2-I-Dup	grab	20150407	5-2-I	04/07/2015	17:00	04/07/2015		R2	Storm	Water	CDM Smith	67-64-1	Acetone		51		20	ug/L	10	ug/L
5-2-I-Dup	grab	20150407	5-2-I	04/07/2015	17:00	04/07/2015		R2	Storm	Water	CDM Smith	71-43-2	Benzene		ND		0.5	ug/L	0.14	ug/L
5-2-I-Dup	grab	20150407	5-2-I	04/07/2015	17:00	04/07/2015		R2	Storm	Water	CDM Smith	108-86-1	Bromobenzene		ND		1	ug/L	0.3	ug/L
5-2-I-Dup	grab	20150407	5-2-I	04/07/2015	17:00	04/07/2015		R2	Storm	Water	CDM Smith	74-97-5	Bromochloromethane		ND		1	ug/L	0.48	ug/L
5-2-I-Dup	grab	20150407	5-2-I	04/07/2015	17:00	04/07/2015		R2	Storm	Water	CDM Smith	75-27-4	Bromodichloromethane		ND		1	ug/L	0.21	ug/L
5-2-I-Dup	grab	20150407	5-2-I	04/07/2015	17:00	04/07/2015		R2	Storm	Water	CDM Smith	75-25-2	Bromoform		ND		1	ug/L	0.5	ug/L
5-2-I-Dup	grab	20150407	5-2-I	04/07/2015	17:00	04/07/2015		R2	Storm	Water	CDM Smith	74-83-9	Bromomethane		ND		10	ug/L	3.9	ug/L
5-2-I-Dup	grab	20150407	5-2-I	04/07/2015	17:00	04/07/2015		R2	Storm	Water	CDM Smith	78-93-3	2-Butanone		7.4	J	10	ug/L	2.2	ug/L
5-2-I-Dup	grab	20150407	5-2-I	04/07/2015	17:00	04/07/2015		R2	Storm	Water	CDM Smith	104-51-8	n-Butylbenzene		ND		1	ug/L	0.23	ug/L
5-2-I-Dup	grab	20150407	5-2-I	04/07/2015	17:00	04/07/2015		R2	Storm	Water	CDM Smith	135-98-8	sec-Butylbenzene		ND		1	ug/L	0.25	ug/L
5-2-I-Dup	grab	20150407	5-2-I	04/07/2015	17:00	04/07/2015		R2	Storm	Water	CDM Smith	98-06-6	tert-Butylbenzene		ND		1	ug/L	0.28	ug/L
5-2-I-Dup	grab	20150407	5-2-I	04/07/2015	17:00	04/07/2015		R2	Storm	Water	CDM Smith	75-15-0	Carbon Disulfide		ND		10	ug/L	0.41	ug/L
5-2-I-Dup	grab	20150407	5-2-I	04/07/2015	17:00	04/07/2015		R2	Storm	Water	CDM Smith	56-23-5	Carbon Tetrachloride		ND		0.5	ug/L	0.23	ug/L
5-2-I-Dup	grab	20150407	5-2-I	04/07/2015	17:00	04/07/2015		R2	Storm	Water	CDM Smith	108-90-7	Chlorobenzene		ND		1	ug/L	0.17	ug/L
5-2-I-Dup	grab	20150407	5-2-I	04/07/2015	17:00	04/07/2015		R2	Storm	Water	CDM Smith	75-00-3	Chloroethane		ND		5	ug/L	2.3	ug/L
5-2-I-Dup	grab	20150407	5-2-I	04/07/2015	17:00	04/07/2015		R2	Storm	Water	CDM Smith	67-66-3	Chloroform		ND		1	ug/L	0.46	ug/L
5-2-I-Dup	grab	20150407	5-2-I	04/07/2015	17:00	04/07/2015		R2	Storm	Water	CDM Smith	74-87-3	Chloromethane		ND		10	ug/L	1.8	ug/L
5-2-I-Dup	grab	20150407	5-2-I	04/07/2015	17:00	04/07/2015		R2	Storm	Water	CDM Smith	95-49-8	2-Chlorotoluene		ND		1	ug/L	0.24	ug/L
5-2-I-Dup	grab	20150407	5-2-I	04/07/2015	17:00	04/07/2015		R2	Storm	Water	CDM Smith	106-43-4	4-Chlorotoluene		ND		1	ug/L	0.13	ug/L
5-2-I-Dup	grab	20150407	5-2-I	04/07/2015	17:00	04/07/2015		R2	Storm	Water	CDM Smith	124-48-1	Dibromochloromethane		ND		1	ug/L	0.25	ug/L
5-2-I-Dup	grab	20150407	5-2-I	04/07/2015	17:00	04/07/2015		R2	Storm	Water	CDM Smith	96-12-8	1,2-Dibromo-3-Chloropropane		ND		5	ug/L	1.2	ug/L
5-2-I-Dup	grab	20150407	5-2-I	04/07/2015	17:00	04/07/2015		R2	Storm	Water	CDM Smith	106-93-4	1,2-Dibromoethane		ND		1	ug/L	0.36	ug/L
5-2-I-Dup	grab	20150407	5-2-I	04/07/2015	17:00	04/07/2015		R2	Storm	Water	CDM Smith	74-95-3	Dibromomethane		ND		1	ug/L	0.46	ug/L
5-2-I-Dup	grab	20150407	5-2-I	04/07/2015	17:00	04/07/2015		R2	Storm	Water	CDM Smith	95-50-1	1,2-Dichlorobenzene		ND		1	ug/L	0.46	ug/L

Unine. County

Unine. County

FIELD SAMPLE ID	FIELD SAMPLE TYPE	EVENT ID	SITE ID	SAMPLE START DATE	SAMPLE START TIME	SAMPLE END DATE	SAMPLE END TIME	SAMPLE TYPE	SAMPLE SOURCE	SAMPLE MATRIX	SAMPLING AGENCY	CAS NUMBER	CONSTITUENT	NUMERICAL QUALIFIER	REPORTED VALUE	OVERALL QUALIFIER	REPORTING LIMIT	RL UNITS	METHOD DETECTION LIMIT	MDL UNITS
5-2-I-Dup	grab	20150407	5-2-I	04/07/2015	17:00	04/07/2015		R2	Storm	Water	CDM Smith	541-73-1	1,3-Dichlorobenzene		ND		1	ug/L	0.4	ug/L
5-2-I-Dup	grab	20150407	5-2-I	04/07/2015	17:00	04/07/2015		R2	Storm	Water	CDM Smith	106-46-7	1,4-Dichlorobenzene		ND		1	ug/L	0.43	ug/L
5-2-I-Dup	grab	20150407	5-2-I	04/07/2015	17:00	04/07/2015		R2	Storm	Water	CDM Smith	75-71-8	Dichlorodifluoromethane		ND		1	ug/L	0.46	ug/L
5-2-I-Dup	grab	20150407	5-2-I	04/07/2015	17:00	04/07/2015		R2	Storm	Water	CDM Smith	75-34-3	1,1-Dichloroethane		ND		1	ug/L	0.28	ug/L
5-2-I-Dup	grab	20150407	5-2-I	04/07/2015	17:00	04/07/2015		R2	Storm	Water	CDM Smith	107-06-2	1,2-Dichloroethane		ND		0.5	ug/L	0.24	ug/L
5-2-I-Dup	grab	20150407	5-2-I	04/07/2015	17:00	04/07/2015		R2	Storm	Water	CDM Smith	75-35-4	1,1-Dichloroethene		ND		1	ug/L	0.43	ug/L
5-2-I-Dup	grab	20150407	5-2-I	04/07/2015	17:00	04/07/2015		R2	Storm	Water	CDM Smith	156-59-2	c-1,2-Dichloroethene		ND		1	ug/L	0.48	ug/L
5-2-I-Dup	grab	20150407	5-2-I	04/07/2015	17:00	04/07/2015		R2	Storm	Water	CDM Smith	156-60-5	t-1,2-Dichloroethene		ND		1	ug/L	0.37	ug/L
5-2-I-Dup	grab	20150407	5-2-I	04/07/2015	17:00	04/07/2015		R2	Storm	Water	CDM Smith	78-87-5	1,2-Dichloropropane		ND		1	ug/L	0.42	ug/L
5-2-I-Dup	grab	20150407	5-2-I	04/07/2015	17:00	04/07/2015		R2	Storm	Water	CDM Smith	142-28-9	1,3-Dichloropropane		ND		1	ug/L	0.3	ug/L
5-2-I-Dup	grab	20150407	5-2-I	04/07/2015	17:00	04/07/2015		R2	Storm	Water	CDM Smith	594-20-7	2,2-Dichloropropane		ND		1	ug/L	0.36	ug/L
5-2-I-Dup	grab	20150407	5-2-I	04/07/2015	17:00	04/07/2015		R2	Storm	Water	CDM Smith	563-58-6	1,1-Dichloropropene		ND		1	ug/L	0.46	ug/L
5-2-I-Dup	grab	20150407	5-2-I	04/07/2015	17:00	04/07/2015		R2	Storm	Water	CDM Smith	10061-01-5	c-1,3-Dichloropropene		ND		0.5	ug/L	0.25	ug/L
5-2-I-Dup	grab	20150407	5-2-I	04/07/2015	17:00	04/07/2015		R2	Storm	Water	CDM Smith	10061-02-6	t-1,3-Dichloropropene		ND		0.5	ug/L	0.25	ug/L
5-2-I-Dup	grab	20150407	5-2-I	04/07/2015	17:00	04/07/2015		R2	Storm	Water	CDM Smith	100-41-4	Ethylbenzene		ND		1	ug/L	0.14	ug/L
5-2-I-Dup	grab	20150407	5-2-I	04/07/2015	17:00	04/07/2015		R2	Storm	Water	CDM Smith	591-78-6	2-Hexanone		ND		10	ug/L	2.1	ug/L
5-2-I-Dup	grab	20150407	5-2-I	04/07/2015	17:00	04/07/2015		R2	Storm	Water	CDM Smith	98-82-8	Isopropylbenzene		ND		1	ug/L	0.58	ug/L
5-2-I-Dup	grab	20150407	5-2-I	04/07/2015	17:00	04/07/2015		R2	Storm	Water	CDM Smith	99-87-6	p-Isopropyltoluene		ND		1	ug/L	0.16	ug/L
5-2-I-Dup	grab	20150407	5-2-I	04/07/2015	17:00	04/07/2015		R2	Storm	Water	CDM Smith	75-09-2	Methylene Chloride		ND		10	ug/L	0.64	ug/L
5-2-I-Dup	grab	20150407	5-2-I	04/07/2015	17:00	04/07/2015		R2	Storm	Water	CDM Smith	108-10-1	4-Methyl-2-Pentanone		ND		10	ug/L	4.4	ug/L
5-2-I-Dup	grab	20150407	5-2-I	04/07/2015	17:00	04/07/2015		R2	Storm	Water	CDM Smith	91-20-3	Naphthalene		ND		10	ug/L	2.5	ug/L
5-2-I-Dup	grab	20150407	5-2-I	04/07/2015	17:00	04/07/2015		R2	Storm	Water	CDM Smith	103-65-1	n-Propylbenzene		ND		1	ug/L	0.17	ug/L
5-2-I-Dup	grab	20150407	5-2-I	04/07/2015	17:00	04/07/2015		R2	Storm	Water	CDM Smith	100-42-5	Styrene		ND		1	ug/L	0.17	ug/L
5-2-I-Dup	grab	20150407	5-2-I	04/07/2015	17:00	04/07/2015		R2	Storm	Water	CDM Smith	630-20-6	1,1,1,2-Tetrachloroethane		ND		1	ug/L	0.4	ug/L
5-2-I-Dup	grab	20150407	5-2-I	04/07/2015	17:00	04/07/2015		R2	Storm	Water	CDM Smith	79-34-5	1,1,2,2-Tetrachloroethane		ND		1	ug/L	0.41	ug/L
5-2-I-Dup	grab	20150407	5-2-I	04/07/2015	17:00	04/07/2015		R2	Storm	Water	CDM Smith	127-18-4	Tetrachloroethene		ND		1	ug/L	0.39	ug/L
5-2-I-Dup	grab	20150407	5-2-I	04/07/2015	17:00	04/07/2015		R2	Storm	Water	CDM Smith	108-88-3	Toluene		ND		1	ug/L	0.24	ug/L
5-2-I-Dup	grab	20150407	5-2-I	04/07/2015	17:00	04/07/2015		R2	Storm	Water	CDM Smith	87-61-6	1,2,3-Trichlorobenzene		ND		1	ug/L	0.51	ug/L
5-2-I-Dup	grab	20150407	5-2-I	04/07/2015	17:00	04/07/2015		R2	Storm	Water	CDM Smith	120-82-1	1,2,4-Trichlorobenzene		ND		1	ug/L	0.5	ug/L
5-2-I-Dup	grab	20150407	5-2-I	04/07/2015	17:00	04/07/2015		R2	Storm	Water	CDM Smith	71-55-6	1,1,1-Trichloroethane		ND		1	ug/L	0.3	ug/L
5-2-I-Dup	grab	20150407	5-2-I	04/07/2015	17:00	04/07/2015		R2	Storm	Water	CDM Smith	76-13-1	1,1,2-Trichloro-1,2,2-Trifluoroethane		ND		10	ug/L	0.78	ug/L
5-2-I-Dup	grab	20150407	5-2-I	04/07/2015	17:00	04/07/2015		R2	Storm	Water	CDM Smith	79-00-5	1,1,2-Trichloroethane		ND		1	ug/L	0.38	ug/L
5-2-I-Dup	grab	20150407	5-2-I	04/07/2015	17:00	04/07/2015		R2	Storm	Water	CDM Smith	79-01-6	Trichloroethene		ND		1	ug/L	0.37	ug/L
5-2-I-Dup	grab	20150407	5-2-I	04/07/2015	17:00	04/07/2015		R2	Storm	Water	CDM Smith	75-69-4	Trichlorofluoromethane		ND		10	ug/L	1.7	ug/L
5-2-I-Dup	grab	20150407	5-2-I	04/07/2015	17:00	04/07/2015		R2	Storm	Water	CDM Smith	96-18-4	1,2,3-Trichloropropane		ND		5	ug/L	0.64	ug/L
5-2-I-Dup	grab	20150407	5-2-I	04/07/2015	17:00	04/07/2015		R2	Storm	Water	CDM Smith	95-63-6	1,2,4-Trimethylbenzene		ND		1	ug/L	0.36	ug/L
5-2-I-Dup	grab	20150407	5-2-I	04/07/2015	17:00	04/07/2015		R2	Storm	Water	CDM Smith	108-67-8	1,3,5-Trimethylbenzene		ND		1	ug/L	0.28	ug/L
5-2-I-Dup	grab	20150407	5-2-I	04/07/2015	17:00	04/07/2015		R2	Storm	Water	CDM Smith	108-05-4	Vinyl Acetate		ND		10	ug/L	2.8	ug/L
5-2-I-Dup	grab	20150407	5-2-I	04/07/2015	17:00	04/07/2015		R2	Storm	Water	CDM Smith	75-01-4	Vinyl Chloride		ND		0.5	ug/L	0.3	ug/L
5-2-I-Dup	grab	20150407	5-2-I	04/07/2015	17:00	04/07/2015		R2	Storm	Water	CDM Smith	179601-23-1	p/m-Xylene		ND		1	ug/L	0.3	ug/L
5-2-I-Dup	grab	20150407	5-2-I	04/07/2015	17:00	04/07/2015		R2	Storm	Water	CDM Smith	95-47-6	o-Xylene		ND		1	ug/L	0.23	ug/L
5-2-I-Dup	grab	20150407	5-2-I	04/07/2015	17:00	04/07/2015		R2	Storm	Water	CDM Smith	1634-04-4	Methyl-t-Butyl Ether (MTBE)		ND		1	ug/L	0.31	ug/L
5-2-I-Dup	grab	20150407	5-2-I	04/07/2015		04/07/2015		R2	Storm	Water	CDM Smith	460-00-4	1,4-Bromofluorobenzene		91			%REC		%REC
5-2-I-Dup	grab	20150407	5-2-I	04/07/2015		04/07/2015		R2	Storm	Water	CDM Smith	1868-53-7	Dibromofluoromethane		105			%REC		%REC
5-2-I-Dup	grab	20150407	5-2-I	04/07/2015		04/07/2015		R2	Storm	Water	CDM Smith	17060-07-0	1,2-Dichloroethane-d4		106			%REC		%REC
5-2-I-Dup	grab	20150407	5-2-I	04/07/2015		04/07/2015		R2	Storm	Water	CDM Smith	2037-26-5	Toluene-d8		99			%REC		%REC
Blank	grab	20150407	n/a	04/07/2015	17:10	04/07/2015		B1	Storm	Water	CDM Smith		Hardness, Total (as CaCO3)		ND		2	mg/L	0.99	mg/L
Blank	grab	20150407	n/a	04/07/2015	17:10	04/07/2015		B1	Storm	Water	CDM Smith		Solids, Total Suspended		ND		1	mg/L	0.83	mg/L
Blank	grab	20150407	n/a	04/07/2015	17:10	04/07/2015		B1	Storm	Water	CDM Smith	68334-30-5	TPH as Diesel		ND	HD	50	ug/L	8	ug/L
Blank	grab	20150407	n/a	04/07/2015		04/07/2015		B1	Storm	Water	CDM Smith	630-02-4	n-Octacosane		96			%REC		%REC
Blank	grab	20150407	n/a	04/07/2015	17:10	04/07/2015		B1	Storm	Water	CDM Smith		Gasoline Range Organics		ND		50	ug/L	38	ug/L
Blank	grab	20150407	n/a	04/07/2015		04/07/2015		B1	Storm	Water	CDM Smith	460-00-4	1,4-Bromofluorobenzene		80			%REC		%REC
Blank	grab	20150407	n/a	04/07/2015	17:10	04/07/2015		B1	Storm	Water	CDM Smith	7440-50-8	Total Copper		ND		0.01	mg/L	0.00267	mg/L
Blank	grab	20150407	n/a	04/07/2015	17:10	04/07/2015		B1	Storm	Water	CDM Smith	7439-92-1	Total Lead		ND		0.01	mg/L	0.00406	mg/L
Blank	grab	20150407	n/a	04/07/2015	17:10	04/07/2015		B1	Storm	Water	CDM Smith	7440-66-6	Total Zinc		ND		0.01	mg/L	0.00352	mg/L
Blank	grab	20150407	n/a	04/07/2015	17:10	04/07/2015		B1	Storm	Water	CDM Smith	7440-50-8	Dissolved Copper		ND		0.01	mg/L	0.00267	mg/L
Blank	grab	20150407	n/a	04/07/2015	17:10	04/07/2015		B1	Storm	Water	CDM Smith	7439-92-1	Dissolved Lead		ND		0.01	mg/L	0.00406	mg/L
Blank	grab	20150407	n/a	04/07/2015	17:10	04/07/2015		B1	Storm	Water	CDM Smith	7440-66-6	Dissolved Zinc		ND		0.01	mg/L	0.00352	mg/L
Blank	grab	20150407	n/a	04/07/2015	17:10	04/07/2015		B1	Storm	Water	CDM Smith	67-64-1	Acetone		ND		20	ug/L	10	ug/L
Blank	grab	20150407	n/a	04/07/2015	17:10	04/07/2015		B1	Storm	Water	CDM Smith	71-43-2	Benzene		ND		0.5	ug/L	0.14	ug/L

Document Uploaded by Riverside County

Unine. County

FIELD SAMPLE ID	FIELD SAMPLE TYPE	EVENT ID	SITE ID	SAMPLE START DATE	SAMPLE START TIME	SAMPLE END DATE	SAMPLE END TIME	SAMPLE TYPE	SAMPLE SOURCE	SAMPLE MATRIX	SAMPLING AGENCY	CAS NUMBER	CONSTITUENT	NUMERICAL QUALIFIER	REPORTED VALUE	OVERALL QUALIFIER	REPORTING LIMIT	RL UNITS	METHOD DETECTION LIMIT	MDL UNITS
Blank	grab	20150407	n/a	04/07/2015	17:10	04/07/2015		B1	Storm	Water	CDM Smith	108-86-1	Bromobenzene		ND		1	ug/L	0.3	ug/L
Blank	grab	20150407	n/a	04/07/2015	17:10	04/07/2015		B1	Storm	Water	CDM Smith	74-97-5	Bromochloromethane		ND		1	ug/L	0.48	ug/L
Blank	grab	20150407	n/a	04/07/2015	17:10	04/07/2015		B1	Storm	Water	CDM Smith	75-27-4	Bromodichloromethane		ND		1	ug/L	0.21	ug/L
Blank	grab	20150407	n/a	04/07/2015	17:10	04/07/2015		B1	Storm	Water	CDM Smith	75-25-2	Bromoform		ND		1	ug/L	0.5	ug/L
Blank	grab	20150407	n/a	04/07/2015	17:10	04/07/2015		B1	Storm	Water	CDM Smith	74-83-9	Bromomethane		ND		10	ug/L	3.9	ug/L
Blank	grab	20150407	n/a	04/07/2015	17:10	04/07/2015		B1	Storm	Water	CDM Smith	78-93-3	2-Butanone		ND		10	ug/L	2.2	ug/L
Blank	grab	20150407	n/a	04/07/2015	17:10	04/07/2015		B1	Storm	Water	CDM Smith	104-51-8	n-Butylbenzene		ND		1	ug/L	0.23	ug/L
Blank	grab	20150407	n/a	04/07/2015	17:10	04/07/2015		B1	Storm	Water	CDM Smith	135-98-8	sec-Butylbenzene		ND		1	ug/L	0.25	ug/L
Blank	grab	20150407	n/a	04/07/2015	17:10	04/07/2015		B1	Storm	Water	CDM Smith	98-06-6	tert-Butylbenzene		ND		1	ug/L	0.28	ug/L
Blank	grab	20150407	n/a	04/07/2015	17:10	04/07/2015		B1	Storm	Water	CDM Smith	75-15-0	Carbon Disulfide		ND		10	ug/L	0.41	ug/L
Blank	grab	20150407	n/a	04/07/2015	17:10	04/07/2015		B1	Storm	Water	CDM Smith	56-23-5	Carbon Tetrachloride		ND		0.5	ug/L	0.23	ug/L
Blank	grab	20150407	n/a	04/07/2015	17:10	04/07/2015		B1	Storm	Water	CDM Smith	108-90-7	Chlorobenzene		ND		1	ug/L	0.17	ug/L
Blank	grab	20150407	n/a	04/07/2015	17:10	04/07/2015		B1	Storm	Water	CDM Smith	75-00-3	Chloroethane		ND		5	ug/L	2.3	ug/L
Blank	grab	20150407	n/a	04/07/2015	17:10	04/07/2015		B1	Storm	Water	CDM Smith	67-66-3	Chloroform		ND		1	ug/L	0.46	ug/L
Blank	grab	20150407	n/a	04/07/2015	17:10	04/07/2015		B1	Storm	Water	CDM Smith	74-87-3	Chloromethane		ND		10	ug/L	1.8	ug/L
Blank	grab	20150407	n/a	04/07/2015	17:10	04/07/2015		B1	Storm	Water	CDM Smith	95-49-8	2-Chlorotoluene		ND		1	ug/L	0.24	ug/L
Blank	grab	20150407	n/a	04/07/2015	17:10	04/07/2015		B1	Storm	Water	CDM Smith	106-43-4	4-Chlorotoluene		ND		1	ug/L	0.13	ug/L
Blank	grab	20150407	n/a	04/07/2015	17:10	04/07/2015		B1	Storm	Water	CDM Smith	124-48-1	Dibromochloromethane		ND		1	ug/L	0.25	ug/L
Blank	grab	20150407	n/a	04/07/2015	17:10	04/07/2015		B1	Storm	Water	CDM Smith	96-12-8	1,2-Dibromo-3-Chloropropane		ND		5	ug/L	1.2	ug/L
Blank	grab	20150407	n/a	04/07/2015	17:10	04/07/2015		B1	Storm	Water	CDM Smith	106-93-4	1,2-Dibromoethane		ND		1	ug/L	0.36	ug/L
Blank	grab	20150407	n/a	04/07/2015	17:10	04/07/2015		B1	Storm	Water	CDM Smith	74-95-3	Dibromomethane		ND		1	ug/L	0.46	ug/L
Blank	grab	20150407	n/a	04/07/2015	17:10	04/07/2015		B1	Storm	Water	CDM Smith	95-50-1	1,2-Dichlorobenzene		ND		1	ug/L	0.46	ug/L
Blank	grab	20150407	n/a	04/07/2015	17:10	04/07/2015		B1	Storm	Water	CDM Smith	541-73-1	1,3-Dichlorobenzene		ND		1	ug/L	0.4	ug/L
Blank	grab	20150407	n/a	04/07/2015	17:10	04/07/2015		B1	Storm	Water	CDM Smith	106-46-7	1,4-Dichlorobenzene		ND		1	ug/L	0.43	ug/L
Blank	grab	20150407	n/a	04/07/2015	17:10	04/07/2015		B1	Storm	Water	CDM Smith	75-71-8	Dichlorodifluoromethane		ND		1	ug/L	0.46	ug/L
Blank	grab	20150407	n/a	04/07/2015	17:10	04/07/2015		B1	Storm	Water	CDM Smith	75-34-3	1,1-Dichloroethane		ND		1	ug/L	0.28	ug/L
Blank	grab	20150407	n/a	04/07/2015	17:10	04/07/2015		B1	Storm	Water	CDM Smith	107-06-2	1,2-Dichloroethane		ND		0.5	ug/L	0.24	ug/L
Blank	grab	20150407	n/a	04/07/2015	17:10	04/07/2015		B1	Storm	Water	CDM Smith	75-35-4	1,1-Dichloroethene		ND		1	ug/L	0.43	ug/L
Blank	grab	20150407	n/a	04/07/2015	17:10	04/07/2015		B1	Storm	Water	CDM Smith	156-59-2	c-1,2-Dichloroethene		ND		1	ug/L	0.48	ug/L
Blank	grab	20150407	n/a	04/07/2015	17:10	04/07/2015		B1	Storm	Water	CDM Smith	156-60-5	t-1,2-Dichloroethene		ND		1	ug/L	0.37	ug/L
Blank	grab	20150407	n/a	04/07/2015	17:10	04/07/2015		B1	Storm	Water	CDM Smith	78-87-5	1,2-Dichloropropane		ND		1	ug/L	0.42	ug/L
Blank	grab	20150407	n/a	04/07/2015	17:10	04/07/2015		B1	Storm	Water	CDM Smith	142-28-9	1,3-Dichloropropane		ND		1	ug/L	0.3	ug/L
Blank	grab	20150407	n/a	04/07/2015	17:10	04/07/2015		B1	Storm	Water	CDM Smith	594-20-7	2,2-Dichloropropane		ND		1	ug/L	0.36	ug/L
Blank	grab	20150407	n/a	04/07/2015	17:10	04/07/2015		B1	Storm	Water	CDM Smith	563-58-6	1,1-Dichloropropene		ND		1	ug/L	0.46	ug/L
Blank	grab	20150407	n/a	04/07/2015	17:10	04/07/2015		B1	Storm	Water	CDM Smith	10061-01-5	c-1,3-Dichloropropene		ND		0.5	ug/L	0.25	ug/L
Blank	grab	20150407	n/a	04/07/2015	17:10	04/07/2015		B1	Storm	Water	CDM Smith	10061-02-6	t-1,3-Dichloropropene		ND		0.5	ug/L	0.25	ug/L
Blank	grab	20150407	n/a	04/07/2015	17:10	04/07/2015		B1	Storm	Water	CDM Smith	100-41-4	Ethylbenzene		ND		1	ug/L	0.14	ug/L
Blank	grab	20150407	n/a	04/07/2015	17:10	04/07/2015		B1	Storm	Water	CDM Smith	591-78-6	2-Hexanone		ND		10	ug/L	2.1	ug/L
Blank	grab	20150407	n/a	04/07/2015	17:10	04/07/2015		B1	Storm	Water	CDM Smith	98-82-8	Isopropylbenzene		ND		1	ug/L	0.58	ug/L
Blank	grab	20150407	n/a	04/07/2015	17:10	04/07/2015		B1	Storm	Water	CDM Smith	99-87-6	p-Isopropyltoluene		ND		1	ug/L	0.16	ug/L
Blank	grab	20150407	n/a	04/07/2015	17:10	04/07/2015		B1	Storm	Water	CDM Smith	75-09-2	Methylene Chloride		ND		10	ug/L	0.64	ug/L
Blank	grab	20150407	n/a	04/07/2015	17:10	04/07/2015		B1	Storm	Water	CDM Smith	108-10-1	4-Methyl-2-Pentanone		ND		10	ug/L	4.4	ug/L
Blank	grab	20150407	n/a	04/07/2015	17:10	04/07/2015		B1	Storm	Water	CDM Smith	91-20-3	Naphthalene		ND		10	ug/L	2.5	ug/L
Blank	grab	20150407	n/a	04/07/2015	17:10	04/07/2015		B1	Storm	Water	CDM Smith	103-65-1	n-Propylbenzene		ND		1	ug/L	0.17	ug/L
Blank	grab	20150407	n/a	04/07/2015	17:10	04/07/2015		B1	Storm	Water	CDM Smith	100-42-5	Styrene		ND		1	ug/L	0.17	ug/L
Blank	grab	20150407	n/a	04/07/2015	17:10	04/07/2015		B1	Storm	Water	CDM Smith	630-20-6	1,1,1,2-Tetrachloroethane		ND		1	ug/L	0.4	ug/L
Blank	grab	20150407	n/a	04/07/2015	17:10	04/07/2015		B1	Storm	Water	CDM Smith	79-34-5	1,1,2,2-Tetrachloroethane		ND		1	ug/L	0.41	ug/L
Blank	grab	20150407	n/a	04/07/2015	17:10	04/07/2015		B1	Storm	Water	CDM Smith	127-18-4	Tetrachloroethene		ND		1	ug/L	0.39	ug/L
Blank	grab	20150407	n/a	04/07/2015	17:10	04/07/2015		B1	Storm	Water	CDM Smith	108-88-3	Toluene		ND		1	ug/L	0.24	ug/L
Blank	grab	20150407	n/a	04/07/2015	17:10	04/07/2015		B1	Storm	Water	CDM Smith	87-61-6	1,2,3-Trichlorobenzene		ND		1	ug/L	0.51	ug/L
Blank	grab	20150407	n/a	04/07/2015	17:10	04/07/2015		B1	Storm	Water	CDM Smith	120-82-1	1,2,4-Trichlorobenzene		ND		1	ug/L	0.5	ug/L
Blank	grab	20150407	n/a	04/07/2015	17:10	04/07/2015		B1	Storm	Water	CDM Smith	71-55-6	1,1,1-Trichloroethane		ND		1	ug/L	0.3	ug/L
Blank	grab	20150407	n/a	04/07/2015	17:10	04/07/2015		B1	Storm	Water	CDM Smith	76-13-1	1,1,2-Trichloro-1,2,2-Trifluoroethane		ND		10	ug/L	0.78	ug/L
Blank	grab	20150407	n/a	04/07/2015	17:10	04/07/2015		B1	Storm	Water	CDM Smith	79-00-5	1,1,2-Trichloroethane		ND		1	ug/L	0.38	ug/L
Blank	grab	20150407	n/a	04/07/2015	17:10	04/07/2015		B1	Storm	Water	CDM Smith	79-01-6	Trichloroethene		ND		1	ug/L	0.37	ug/L
Blank	grab	20150407	n/a	04/07/2015	17:10	04/07/2015		B1	Storm	Water	CDM Smith	75-69-4	Trichlorofluoromethane		ND		10	ug/L	1.7	ug/L
Blank	grab	20150407	n/a	04/07/2015	17:10	04/07/2015		B1	Storm	Water	CDM Smith	96-18-4	1,2,3-Trichloropropane		ND		5	ug/L	0.64	ug/L
Blank	grab	20150407	n/a	04/07/2015	17:10	04/07/2015		B1	Storm	Water	CDM Smith	95-63-6	1,2,4-Trimethylbenzene		ND		1	ug/L	0.36	ug/L
Blank	grab	20150407	n/a	04/07/2015	17:10	04/07/2015		B1	Storm	Water	CDM Smith	108-67-8	1,3,5-Trimethylbenzene		ND		1	ug/L	0.28	ug/L
Blank	grab	20150407	n/a	04/07/2015	17:10	04/07/2015		B1	Storm	Water	CDM Smith	108-05-4	Vinyl Acetate		ND		10	ug/L	2.8	ug/L

Unofficial Document

Unine. County

FIELD SAMPLE ID	FIELD SAMPLE TYPE	EVENT ID	SITE ID	SAMPLE START DATE	SAMPLE START TIME	SAMPLE END DATE	SAMPLE END TIME	SAMPLE TYPE	SAMPLE SOURCE	SAMPLE MATRIX	SAMPLING AGENCY	CAS NUMBER	CONSTITUENT	NUMERICAL QUALIFIER	REPORTED VALUE	OVERALL QUALIFIER	REPORTING LIMIT	RL UNITS	METHOD DETECTION LIMIT	MDL UNITS
Blank	grab	20150407	n/a	04/07/2015	17:10	04/07/2015		B1	Storm	Water	CDM Smith	75-01-4	Vinyl Chloride		ND		0.5	ug/L	0.3	ug/L
Blank	grab	20150407	n/a	04/07/2015	17:10	04/07/2015		B1	Storm	Water	CDM Smith	179601-23-1	p/m-Xylene		ND		1	ug/L	0.3	ug/L
Blank	grab	20150407	n/a	04/07/2015	17:10	04/07/2015		B1	Storm	Water	CDM Smith	95-47-6	o-Xylene		ND		1	ug/L	0.23	ug/L
Blank	grab	20150407	n/a	04/07/2015	17:10	04/07/2015		B1	Storm	Water	CDM Smith	1634-04-4	Methyl-t-Butyl Ether (MTBE)		ND		1	ug/L	0.31	ug/L
Blank	grab	20150407	n/a	04/07/2015	17:10	04/07/2015		B1	Storm	Water	CDM Smith	460-00-4	1,4-Bromofluorobenzene		94			%REC		%REC
Blank	grab	20150407	n/a	04/07/2015	17:10	04/07/2015		B1	Storm	Water	CDM Smith	1868-53-7	Dibromofluoromethane		103			%REC		%REC
Blank	grab	20150407	n/a	04/07/2015	17:10	04/07/2015		B1	Storm	Water	CDM Smith	17060-07-0	1,2-Dichloroethane-d4		104			%REC		%REC
Blank	grab	20150407	n/a	04/07/2015	17:10	04/07/2015		B1	Storm	Water	CDM Smith	2037-26-5	Toluene-d8		99			%REC		%REC
5-2-I	grab	20150407	5-2-I	04/07/2015	16:50	04/07/2015		G	Storm	Water	CDM Smith		Total Coliforms		170			MPN/100 ml		
5-2-I	grab	20150407	5-2-I	04/07/2015	16:50	04/07/2015		G	Storm	Water	CDM Smith		E.coli	<	2	<		MPN/100 ml		
5-2-I	grab	20150407	5-2-I	04/07/2015	16:50	04/07/2015		G	Storm	Water	CDM Smith		Enterococci		30			MPN/100 ml		
5-2-I	grab	20150407	5-2-I	04/07/2015	16:50	04/07/2015		G	Storm	Water	CDM Smith		Fecal Coliforms		110			MPN/100 ml		
Blank	grab	20150407	n/a	04/07/2015	17:10	04/07/2015		B1	Storm	Water	CDM Smith		Total Coliforms	<	2	<		MPN/100 ml		
Blank	grab	20150407	n/a	04/07/2015	17:10	04/07/2015		B1	Storm	Water	CDM Smith		E.coli	<	2	<		MPN/100 ml		
Blank	grab	20150407	n/a	04/07/2015	17:10	04/07/2015		B1	Storm	Water	CDM Smith		Enterococci	<	2	<		MPN/100 ml		
Blank	grab	20150407	n/a	04/07/2015	17:10	04/07/2015		B1	Storm	Water	CDM Smith		Fecal Coliforms	<	2	<		MPN/100 ml		
5-2-I-Dup	grab	20150407	5-2-I	04/07/2015	17:00	04/07/2015		R2	Storm	Water	CDM Smith		Total Coliforms		110			MPN/100 ml		
5-2-I-Dup	grab	20150407	5-2-I	04/07/2015	17:00	04/07/2015		R2	Storm	Water	CDM Smith		E.coli	<	2	<		MPN/100 ml		
5-2-I-Dup	grab	20150407	5-2-I	04/07/2015	17:00	04/07/2015		R2	Storm	Water	CDM Smith		Enterococci		80			MPN/100 ml		
5-2-I-Dup	grab	20150407	5-2-I	04/07/2015	17:00	04/07/2015		R2	Storm	Water	CDM Smith		Fecal Coliforms		50			MPN/100 ml		
5-2-I	grab	20150514	5-2-I	05/14/2015	13:45	05/14/2015		G	Storm	Water	CDM Smith		Hardness, Total (as CaCO3)		50		4	mg/L	2	mg/L
5-2-I	grab	20150514	5-2-I	05/14/2015	13:45	05/14/2015		G	Storm	Water	CDM Smith		Solids, Total Suspended		162		1	mg/L	0.829	mg/L
5-2-I	grab	20150514	5-2-I	05/14/2015	13:45	05/14/2015		G	Storm	Water	CDM Smith		TPH as Motor Oil		2700	HD	2500	ug/L	530	ug/L
5-2-I	grab	20150514	5-2-I	05/14/2015		05/14/2015		G	Storm	Water	CDM Smith	630-02-4	n-Octacosane		94			%REC		%REC
5-2-I	grab	20150514	5-2-I	05/14/2015	13:45	05/14/2015		G	Storm	Water	CDM Smith	68334-30-5	TPH as Diesel		2400	HD	500	ug/L	80	ug/L
5-2-I	grab	20150514	5-2-I	05/14/2015		05/14/2015		G	Storm	Water	CDM Smith	630-02-4	n-Octacosane		94			%REC		%REC
5-2-I	grab	20150514	5-2-I	05/14/2015		05/14/2015		G	Storm	Water	CDM Smith	460-00-4	1,4-Bromofluorobenzene		69			%REC		%REC
5-2-I	grab	20150514	5-2-I	05/14/2015	13:45	05/14/2015		G	Storm	Water	CDM Smith		Gasoline Range Organics		ND		50	ug/L	38	ug/L
5-2-I	grab	20150514	5-2-I	05/14/2015	13:45	05/14/2015		G	Storm	Water	CDM Smith	7440-50-8	Total Copper		0.0768		0.01	mg/L	0.00267	mg/L
5-2-I	grab	20150514	5-2-I	05/14/2015	13:45	05/14/2015		G	Storm	Water	CDM Smith	7439-92-1	Total Lead		0.0351		0.01	mg/L	0.00406	mg/L
5-2-I	grab	20150514	5-2-I	05/14/2015	13:45	05/14/2015		G	Storm	Water	CDM Smith	7440-66-6	Total Zinc		0.333		0.01	mg/L	0.00352	mg/L
5-2-I	grab	20150514	5-2-I	05/14/2015	13:45	05/14/2015		G	Storm	Water	CDM Smith	7440-50-8	Dissolved Copper		0.0432		0.01	mg/L	0.00267	mg/L
5-2-I	grab	20150514	5-2-I	05/14/2015	13:45	05/14/2015		G	Storm	Water	CDM Smith	7439-92-1	Dissolved Lead		ND		0.01	mg/L	0.00406	mg/L
5-2-I	grab	20150514	5-2-I	05/14/2015	13:45	05/14/2015		G	Storm	Water	CDM Smith	7440-66-6	Dissolved Zinc		0.127		0.01	mg/L	0.00352	mg/L
5-2-E	grab	20150514	5-2-E	05/14/2015	14:20	05/14/2015		G	Storm	Water	CDM Smith		Hardness, Total (as CaCO3)		80		4	mg/L	2	mg/L
5-2-E	grab	20150514	5-2-E	05/14/2015	14:20	05/14/2015		G	Storm	Water	CDM Smith		Solids, Total Suspended		65		1	mg/L	0.83	mg/L
5-2-E	grab	20150514	5-2-E	05/14/2015	14:20	05/14/2015		G	Storm	Water	CDM Smith		TPH as Motor Oil		710	HD,J	1200	ug/L	270	ug/L
5-2-E	grab	20150514	5-2-E	05/14/2015		05/14/2015		G	Storm	Water	CDM Smith	630-02-4	n-Octacosane		79			%REC		%REC
5-2-E	grab	20150514	5-2-E	05/14/2015	14:20	05/14/2015		G	Storm	Water	CDM Smith	68334-30-5	TPH as Diesel		690	HD	250	ug/L	40	ug/L
5-2-E	grab	20150514	5-2-E	05/14/2015		05/14/2015		G	Storm	Water	CDM Smith	630-02-4	n-Octacosane		79			%REC		%REC
5-2-E	grab	20150514	5-2-E	05/14/2015		05/14/2015		G	Storm	Water	CDM Smith	460-00-4	1,4-Bromofluorobenzene		76			%REC		%REC
5-2-E	grab	20150514	5-2-E	05/14/2015	14:20	05/14/2015		G	Storm	Water	CDM Smith		Gasoline Range Organics		ND		50	ug/L	38	ug/L
5-2-E	grab	20150514	5-2-E	05/14/2015	14:20	05/14/2015		G	Storm	Water	CDM Smith	7440-50-8	Total Copper		0.0192		0.01	mg/L	0.00267	mg/L
5-2-E	grab	20150514	5-2-E	05/14/2015	14:20	05/14/2015		G	Storm	Water	CDM Smith	7439-92-1	Total Lead		0.0127		0.01	mg/L	0.00406	mg/L
5-2-E	grab	20150514	5-2-E	05/14/2015	14:20	05/14/2015		G	Storm	Water	CDM Smith	7440-66-6	Total Zinc		1.96		0.01	mg/L	0.00352	mg/L
5-2-E	grab	20150514	5-2-E	05/14/2015	14:20	05/14/2015		G	Storm	Water	CDM Smith	7440-50-8	Dissolved Copper		0.00816	J	0.01	mg/L	0.00267	mg/L
5-2-E	grab	20150514	5-2-E	05/14/2015	14:20	05/14/2015		G	Storm	Water	CDM Smith	7439-92-1	Dissolved Lead		ND		0.01	mg/L	0.00406	mg/L
5-2-E	grab	20150514	5-2-E	05/14/2015	14:20	05/14/2015		G	Storm	Water	CDM Smith	7440-66-6	Dissolved Zinc		0.0255		0.01	mg/L	0.00352	mg/L
5-2-E-Dup	grab	20150514	5-2-E	05/14/2015	14:35	05/14/2015		R2	Storm	Water	CDM Smith		Hardness, Total (as CaCO3)		50		4	mg/L	2	mg/L
5-2-E-Dup	grab	20150514	5-2-E	05/14/2015	14:35	05/14/2015		R2	Storm	Water	CDM Smith		Solids, Total Suspended		61		1	mg/L	0.83	mg/L
5-2-E-Dup	grab	20150514	5-2-E	05/14/2015	14:35	05/14/2015		R2	Storm	Water	CDM Smith		TPH as Motor Oil		630	HD,J	1200	ug/L	270	ug/L
5-2-E-Dup	grab	20150514	5-2-E	05/14/2015		05/14/2015		R2	Storm	Water	CDM Smith	630-02-4	n-Octacosane		85			%REC		%REC
5-2-E-Dup	grab	20150514	5-2-E	05/14/2015	14:35	05/14/2015		R2	Storm	Water	CDM Smith	68334-30-5	TPH as Diesel		530	HD	250	ug/L	40	ug/L
5-2-E-Dup	grab	20150514	5-2-E	05/14/2015		05/14/2015		R2	Storm	Water	CDM Smith	630-02-4	n-Octacosane		85			%REC		%REC
5-2-E-Dup	grab	20150514	5-2-E	05/14/2015		05/14/2015		R2	Storm	Water	CDM Smith	460-00-4	1,4-Bromofluorobenzene		72			%REC		%REC
5-2-E-Dup	grab	20150514	5-2-E	05/14/2015	14:35	05/14/2015		R2	Storm	Water	CDM Smith		Gasoline Range Organics		ND		50	ug/L	38	ug/L
5-2-E-Dup	grab	20150514	5-2-E	05/14/2015	14:35	05/14/2015		R2	Storm	Water	CDM Smith	7440-50-8	Total Copper		0.0135		0.01	mg/L	0.00267	mg/L
5-2-E-Dup	grab	20150514	5-2-E	05/14/2015	14:35	05/14/2015		R2	Storm	Water	CDM Smith	7439-92-1	Total Lead		0.0107		0.01	mg/L	0.00406	mg/L
5-2-E-Dup	grab	20150514	5-2-E	05/14/2015	14:35	05/14/2015		R2	Storm	Water	CDM Smith	7440-66-6	Total Zinc		0.0598		0.01	mg/L	0.00352	mg/L
5-2-E-Dup	grab	20150514	5-2-E	05/14/2015	14:35	05/14/2015		R2	Storm	Water	CDM Smith	7440-50-8	Dissolved Copper		0.00444	J	0.01	mg/L	0.00267	mg/L

Page 530 of 1117

Unino County

FIELD SAMPLE ID	FIELD SAMPLE TYPE	EVENT ID	SITE ID	SAMPLE START DATE	SAMPLE START TIME	SAMPLE END DATE	SAMPLE END TIME	SAMPLE TYPE	SAMPLE SOURCE	SAMPLE MATRIX	SAMPLING AGENCY	CAS NUMBER	CONSTITUENT	NUMERICAL QUALIFIER	REPORTED VALUE	OVERALL QUALIFIER	REPORTING LIMIT	RL UNITS	METHOD DETECTION LIMIT	MDL UNITS
5-2-E-Dup	grab	20150514	5-2-E	05/14/2015	14:35	05/14/2015		R2	Storm	Water	CDM Smith	7439-92-1	Dissolved Lead		ND		0.01	mg/L	0.00406	mg/L
5-2-E-Dup	grab	20150514	5-2-E	05/14/2015	14:35	05/14/2015		R2	Storm	Water	CDM Smith	7440-66-6	Dissolved Zinc		0.0153		0.01	mg/L	0.00352	mg/L
Blank	grab	20150514	n/a	05/14/2015	14:40	05/14/2015		B1	Storm	Water	CDM Smith		Hardness, Total (as CaCO3)		ND		2	mg/L	0.99	mg/L
Blank	grab	20150514	n/a	05/14/2015	14:40	05/14/2015		B1	Storm	Water	CDM Smith		Solids, Total Suspended		ND		1	mg/L	0.83	mg/L
Blank	grab	20150514	n/a	05/14/2015	14:40	05/14/2015		B1	Storm	Water	CDM Smith		TPH as Motor Oil		ND		250	ug/L	53	ug/L
Blank	grab	20150514	n/a	05/14/2015		05/14/2015		B1	Storm	Water	CDM Smith	630-02-4	n-Octacosane		86			%REC		%REC
Blank	grab	20150514	n/a	05/14/2015	14:40	05/14/2015		B1	Storm	Water	CDM Smith	68334-30-5	TPH as Diesel		ND		50	ug/L	8	ug/L
Blank	grab	20150514	n/a	05/14/2015		05/14/2015		B1	Storm	Water	CDM Smith	630-02-4	n-Octacosane		86			%REC		%REC
Blank	grab	20150514	n/a	05/14/2015		05/14/2015		B1	Storm	Water	CDM Smith	460-00-4	1,4-Bromofluorobenzene		79			%REC		%REC
Blank	grab	20150514	n/a	05/14/2015	14:40	05/14/2015		B1	Storm	Water	CDM Smith		Gasoline Range Organics		ND		50	ug/L	38	ug/L
Blank	grab	20150514	n/a	05/14/2015	14:40	05/14/2015		B1	Storm	Water	CDM Smith	7440-50-8	Total Copper		ND		0.01	mg/L	0.00267	mg/L
Blank	grab	20150514	n/a	05/14/2015	14:40	05/14/2015		B1	Storm	Water	CDM Smith	7439-92-1	Total Lead		ND		0.01	mg/L	0.00406	mg/L
Blank	grab	20150514	n/a	05/14/2015	14:40	05/14/2015		B1	Storm	Water	CDM Smith	7440-66-6	Total Zinc		ND		0.01	mg/L	0.00352	mg/L
Blank	grab	20150514	n/a	05/14/2015	14:40	05/14/2015		B1	Storm	Water	CDM Smith	7440-50-8	Dissolved Copper		ND		0.01	mg/L	0.00267	mg/L
Blank	grab	20150514	n/a	05/14/2015	14:40	05/14/2015		B1	Storm	Water	CDM Smith	7439-92-1	Dissolved Lead		ND		0.01	mg/L	0.00406	mg/L
Blank	grab	20150514	n/a	05/14/2015	14:40	05/14/2015		B1	Storm	Water	CDM Smith	7440-66-6	Dissolved Zinc		ND		0.01	mg/L	0.00352	mg/L
5-2-I	grab	20150514	5-2-I	05/14/2015	13:45	05/14/2015		G	Storm	Water	CDM Smith		Solids, Total Suspended		166		1	mg/L	0.8287	mg/L
7-4-I	grab	20150515	7-4-I	05/15/2015	8:10	05/15/2015	9:00	G	Storm	Water	CDM Smith		Hardness, Total (as CaCO3)		50		4	mg/L	2	mg/L
7-4-I	grab	20150515	7-4-I	05/15/2015	8:10	05/15/2015	9:00	G	Storm	Water	CDM Smith		Solids, Total Suspended		31		1	mg/L	0.83	mg/L
7-4-I	grab	20150515	7-4-I	05/15/2015	8:10	05/15/2015	9:00	G	Storm	Water	CDM Smith		TPH as Motor Oil		3000	HD	1200	ug/L	270	ug/L
7-4-I	grab	20150515	7-4-I	05/15/2015	8:10	05/15/2015	9:00	G	Storm	Water	CDM Smith	630-02-4	n-Octacosane		96			%REC		%REC
7-4-I	grab	20150515	7-4-I	05/15/2015	8:10	05/15/2015	9:00	G	Storm	Water	CDM Smith	68334-30-5	TPH as Diesel		1500	HD	250	ug/L	40	ug/L
7-4-I	grab	20150515	7-4-I	05/15/2015	8:10	05/15/2015	9:00	G	Storm	Water	CDM Smith	630-02-4	n-Octacosane		96			%REC		%REC
7-4-I	grab	20150515	7-4-I	05/15/2015	8:10	05/15/2015	9:00	G	Storm	Water	CDM Smith	460-00-4	1,4-Bromofluorobenzene		71			%REC		%REC
7-4-I	grab	20150515	7-4-I	05/15/2015	8:10	05/15/2015	9:00	G	Storm	Water	CDM Smith		Gasoline Range Organics		ND		50	ug/L	38	ug/L
7-4-I	grab	20150515	7-4-I	05/15/2015	8:10	05/15/2015	9:00	G	Storm	Water	CDM Smith	7440-50-8	Total Copper		0.0364		0.01	mg/L	0.00267	mg/L
7-4-I	grab	20150515	7-4-I	05/15/2015	8:10	05/15/2015	9:00	G	Storm	Water	CDM Smith	7439-92-1	Total Lead		ND		0.01	mg/L	0.00406	mg/L
7-4-I	grab	20150515	7-4-I	05/15/2015	8:10	05/15/2015	9:00	G	Storm	Water	CDM Smith	7440-66-6	Total Zinc		0.31		0.01	mg/L	0.00352	mg/L
7-4-I	grab	20150515	7-4-I	05/15/2015	8:10	05/15/2015	9:00	G	Storm	Water	CDM Smith	7440-50-8	Dissolved Copper		0.0299		0.01	mg/L	0.00267	mg/L
7-4-I	grab	20150515	7-4-I	05/15/2015	8:10	05/15/2015	9:00	G	Storm	Water	CDM Smith	7439-92-1	Dissolved Lead		ND		0.01	mg/L	0.00406	mg/L
7-4-I	grab	20150515	7-4-I	05/15/2015	8:10	05/15/2015	9:00	G	Storm	Water	CDM Smith	7440-66-6	Dissolved Zinc		0.253		0.01	mg/L	0.00352	mg/L
5-2-I	grab	20150514	5-2-I	05/14/2015	13:45	05/14/2015		G	Storm	Water	CDM Smith		Total Coliforms		50			MPN/100 ml		
5-2-I	grab	20150514	5-2-I	05/14/2015	13:45	05/14/2015		G	Storm	Water	CDM Smith		E.coli	<	2	<		MPN/100 ml		
5-2-I	grab	20150514	5-2-I	05/14/2015	13:45	05/14/2015		G	Storm	Water	CDM Smith		Enterococci		500			MPN/100 ml		
5-2-I	grab	20150514	5-2-I	05/14/2015	13:45	05/14/2015		G	Storm	Water	CDM Smith		Fecal Coliforms	<	2	<		MPN/100 ml		
5-2-E	grab	20150514	5-2-E	05/14/2015	14:20	05/14/2015		G	Storm	Water	CDM Smith		Total Coliforms		110			MPN/100 ml		
5-2-E	grab	20150514	5-2-E	05/14/2015	14:20	05/14/2015		G	Storm	Water	CDM Smith		E.coli		2			MPN/100 ml		
5-2-E	grab	20150514	5-2-E	05/14/2015	14:20	05/14/2015		G	Storm	Water	CDM Smith		Enterococci		2300			MPN/100 ml		
5-2-E	grab	20150514	5-2-E	05/14/2015	14:20	05/14/2015		G	Storm	Water	CDM Smith		Fecal Coliforms		23			MPN/100 ml		
5-2-E-Dup	grab	20150514	5-2-E	05/14/2015	14:35	05/14/2015		R2	Storm	Water	CDM Smith		Total Coliforms		220			MPN/100 ml		
5-2-E-Dup	grab	20150514	5-2-E	05/14/2015	14:35	05/14/2015		R2	Storm	Water	CDM Smith		E.coli		8			MPN/100 ml		
5-2-E-Dup	grab	20150514	5-2-E	05/14/2015	14:35	05/14/2015		R2	Storm	Water	CDM Smith		Enterococci		1300			MPN/100 ml		
5-2-E-Dup	grab	20150514	5-2-E	05/14/2015	14:35	05/14/2015		R2	Storm	Water	CDM Smith		Fecal Coliforms		17			MPN/100 ml		
Blank	grab	20150514	n/a	05/14/2015	14:35	05/14/2015		B1	Storm	Water	CDM Smith		Total Coliforms	<	2	<		MPN/100 ml		
Blank	grab	20150514	n/a	05/14/2015	14:35	05/14/2015		B1	Storm	Water	CDM Smith		E.coli	<	2	<		MPN/100 ml		
Blank	grab	20150514	n/a	05/14/2015	14:35	05/14/2015		B1	Storm	Water	CDM Smith		Enterococci	<	2	<		MPN/100 ml		
Blank	grab	20150514	n/a	05/14/2015	14:35	05/14/2015		B1	Storm	Water	CDM Smith		Fecal Coliforms	<	2	<		MPN/100 ml		
7-4-I	grab	20150515	7-4-I	05/15/2015	8:10	05/15/2015	9:00	G	Storm	Water	CDM Smith		Total Coliforms		50			MPN/100 ml		
7-4-I	grab	20150515	7-4-I	05/15/2015	8:10	05/15/2015	9:00	G	Storm	Water	CDM Smith		E.coli		2			MPN/100 ml		
7-4-I	grab	20150515	7-4-I	05/15/2015	8:10	05/15/2015	9:00	G	Storm	Water	CDM Smith		Enterococci		130			MPN/100 ml		
7-4-I	grab	20150515	7-4-I	05/15/2015	8:10	05/15/2015	9:00	G	Storm	Water	CDM Smith		Fecal Coliforms		4			MPN/100 ml		
5-2-I-G	grab	20160105	5-2-I	01/05/2016	8:50	01/05/2016		G	Storm	Water	CDM Smith		Hardness, Total (as CaCO3)		6		2	mg/L	0.99	mg/L
5-2-I-G	grab	20160105	5-2-I	01/05/2016	8:50	01/05/2016		G	Storm	Water	CDM Smith		Solids, Total Suspended		89		1	mg/L	0.83	mg/L
5-2-I-G	grab	20160105	5-2-I	01/05/2016	8:50	01/05/2016		G	Storm	Water	CDM Smith		TPH as Motor Oil		630	HD	250	ug/L	52	ug/L
5-2-I-G	grab	20160105	5-2-I	01/05/2016	8:50	01/05/2016		G	Storm	Water	CDM Smith	630-02-4	n-Octacosane		95			%REC		%REC
5-2-I-G	grab	20160105	5-2-I	01/05/2016	8:50	01/05/2016		G	Storm	Water	CDM Smith	68334-30-5	TPH as Diesel		310	HD	49	ug/L	7.8	ug/L
5-2-I-G	grab	20160105	5-2-I	01/05/2016	8:50	01/05/2016		G	Storm	Water	CDM Smith	630-02-4	n-Octacosane		95			%REC		%REC
5-2-I-G	grab	20160105	5-2-I	01/05/2016	8:50	01/05/2016		G	Storm	Water	CDM Smith		Gasoline Range Organics		ND		50	ug/L	38	ug/L
5-2-I-G	grab	20160105	5-2-I	01/05/2016	8:50	01/05/2016		G	Storm	Water	CDM Smith	460-00-4	1,4-Bromofluorobenzene		71			%REC		%REC
5-2-I-G	grab	20160105	5-2-I	01/05/2016	8:50	01/05/2016		G	Storm	Water	CDM Smith	7440-50-8	Total Copper		0.0167		0.01	mg/L	0.00267	mg/L

Downloaded from uninc.com

Unine. County

FIELD SAMPLE ID	FIELD SAMPLE TYPE	EVENT ID	SITE ID	SAMPLE START DATE	SAMPLE START TIME	SAMPLE END DATE	SAMPLE END TIME	SAMPLE TYPE	SAMPLE SOURCE	SAMPLE MATRIX	SAMPLING AGENCY	CAS NUMBER	CONSTITUENT	NUMERICAL QUALIFIER	REPORTED VALUE	OVERALL QUALIFIER	REPORTING LIMIT	RL UNITS	METHOD DETECTION LIMIT	MDL UNITS
5-2-I-G	grab	20160105	5-2-I	01/05/2016	8:50	01/05/2016		G	Storm	Water	CDM Smith	7439-92-1	Total Lead		0.00703	J	0.01	mg/L	0.00406	mg/L
5-2-I-G	grab	20160105	5-2-I	01/05/2016	8:50	01/05/2016		G	Storm	Water	CDM Smith	7440-66-6	Total Zinc		0.0852		0.01	mg/L	0.00352	mg/L
5-2-I-G	grab	20160105	5-2-I	01/05/2016	8:50	01/05/2016		G	Storm	Water	CDM Smith	7440-50-8	Dissolved Copper		0.00488	J	0.01	mg/L	0.00267	mg/L
5-2-I-G	grab	20160105	5-2-I	01/05/2016	8:50	01/05/2016		G	Storm	Water	CDM Smith	7439-92-1	Dissolved Lead		ND		0.01	mg/L	0.00406	mg/L
5-2-I-G	grab	20160105	5-2-I	01/05/2016	8:50	01/05/2016		G	Storm	Water	CDM Smith	7440-66-6	Dissolved Zinc		0.0333		0.01	mg/L	0.00352	mg/L
5-2-I-G	grab	20160105	5-2-I	01/05/2016	8:50	01/05/2016		G	Storm	Water	CDM Smith		Gasoline Range Organics		87		50	%REC	37.84	%REC
5-2-I-G	grab	20160105	5-2-I	01/05/2016	8:50	01/05/2016		G	Storm	Water	CDM Smith		Gasoline Range Organics		83		50	%REC	37.84	%REC
5-2-E-G	grab	20160105	5-2-E	01/05/2016	9:15	01/05/2016		G	Storm	Water	CDM Smith		Hardness, Total (as CaCO3)		12		2	mg/L	0.99	mg/L
5-2-E-G	grab	20160105	5-2-E	01/05/2016	9:15	01/05/2016		G	Storm	Water	CDM Smith		Solids, Total Suspended		18		1	mg/L	0.83	mg/L
5-2-E-G	grab	20160105	5-2-E	01/05/2016	9:15	01/05/2016		G	Storm	Water	CDM Smith		TPH as Motor Oil		410	HD	250	ug/L	53	ug/L
5-2-E-G	grab	20160105	5-2-E	01/05/2016	9:15	01/05/2016		G	Storm	Water	CDM Smith	630-02-4	n-Octacosane		90			%REC		%REC
5-2-E-G	grab	20160105	5-2-E	01/05/2016	9:15	01/05/2016		G	Storm	Water	CDM Smith	68334-30-5	TPH as Diesel		220	HD	50	ug/L	8	ug/L
5-2-E-G	grab	20160105	5-2-E	01/05/2016	9:15	01/05/2016		G	Storm	Water	CDM Smith	630-02-4	n-Octacosane		90			%REC		%REC
5-2-E-G	grab	20160105	5-2-E	01/05/2016	9:15	01/05/2016		G	Storm	Water	CDM Smith		Gasoline Range Organics		ND		50	ug/L	38	ug/L
5-2-E-G	grab	20160105	5-2-E	01/05/2016	9:15	01/05/2016		G	Storm	Water	CDM Smith	460-00-4	1,4-Bromofluorobenzene		70			%REC		%REC
5-2-E-G	grab	20160105	5-2-E	01/05/2016	9:15	01/05/2016		G	Storm	Water	CDM Smith	7440-50-8	Total Copper		0.00741	J	0.01	mg/L	0.00267	mg/L
5-2-E-G	grab	20160105	5-2-E	01/05/2016	9:15	01/05/2016		G	Storm	Water	CDM Smith	7439-92-1	Total Lead		ND		0.01	mg/L	0.00406	mg/L
5-2-E-G	grab	20160105	5-2-E	01/05/2016	9:15	01/05/2016		G	Storm	Water	CDM Smith	7440-66-6	Total Zinc		0.0363		0.01	mg/L	0.00352	mg/L
5-2-E-G	grab	20160105	5-2-E	01/05/2016	9:15	01/05/2016		G	Storm	Water	CDM Smith	7440-50-8	Dissolved Copper		0.00485	J	0.01	mg/L	0.00267	mg/L
5-2-E-G	grab	20160105	5-2-E	01/05/2016	9:15	01/05/2016		G	Storm	Water	CDM Smith	7439-92-1	Dissolved Lead		ND		0.01	mg/L	0.00406	mg/L
5-2-E-G	grab	20160105	5-2-E	01/05/2016	9:15	01/05/2016		G	Storm	Water	CDM Smith	7440-66-6	Dissolved Zinc		0.0178		0.01	mg/L	0.00352	mg/L
5-2-E-G	grab	20160105	5-2-E	01/05/2016	9:15	01/05/2016		G	Storm	Water	CDM Smith	7440-50-8	Dissolved Copper		113		0.01	%REC	0.002665	%REC
5-2-E-G	grab	20160105	5-2-E	01/05/2016	9:15	01/05/2016		G	Storm	Water	CDM Smith	7439-92-1	Dissolved Lead		117		0.01	%REC	0.00406	%REC
5-2-E-G	grab	20160105	5-2-E	01/05/2016	9:15	01/05/2016		G	Storm	Water	CDM Smith	7440-66-6	Dissolved Zinc		116		0.01	%REC	0.003521	%REC
5-2-E-G	grab	20160105	5-2-E	01/05/2016	9:15	01/05/2016		G	Storm	Water	CDM Smith	7440-50-8	Dissolved Copper		108		0.01	%REC	0.002665	%REC
5-2-E-G	grab	20160105	5-2-E	01/05/2016	9:15	01/05/2016		G	Storm	Water	CDM Smith	7439-92-1	Dissolved Lead		109		0.01	%REC	0.00406	%REC
5-2-E-G	grab	20160105	5-2-E	01/05/2016	9:15	01/05/2016		G	Storm	Water	CDM Smith	7440-66-6	Dissolved Zinc		111		0.01	%REC	0.003521	%REC
5-2-E-G-D	grab	20160105	5-2-E	01/05/2016	9:35	01/05/2016		R2	Storm	Water	CDM Smith		Hardness, Total (as CaCO3)		13		2	mg/L	0.99	mg/L
5-2-E-G-D	grab	20160105	5-2-E	01/05/2016	9:35	01/05/2016		R2	Storm	Water	CDM Smith		Solids, Total Suspended		12		1	mg/L	0.83	mg/L
5-2-E-G-D	grab	20160105	5-2-E	01/05/2016	9:35	01/05/2016		R2	Storm	Water	CDM Smith		TPH as Motor Oil		410	HD	250	ug/L	53	ug/L
5-2-E-G-D	grab	20160105	5-2-E	01/05/2016	9:35	01/05/2016		R2	Storm	Water	CDM Smith	630-02-4	n-Octacosane		85			%REC		%REC
5-2-E-G-D	grab	20160105	5-2-E	01/05/2016	9:35	01/05/2016		R2	Storm	Water	CDM Smith	68334-30-5	TPH as Diesel		230	HD	50	ug/L	8	ug/L
5-2-E-G-D	grab	20160105	5-2-E	01/05/2016	9:35	01/05/2016		R2	Storm	Water	CDM Smith	630-02-4	n-Octacosane		85			%REC		%REC
5-2-E-G-D	grab	20160105	5-2-E	01/05/2016	9:35	01/05/2016		R2	Storm	Water	CDM Smith		Gasoline Range Organics		ND		50	ug/L	38	ug/L
5-2-E-G-D	grab	20160105	5-2-E	01/05/2016	9:35	01/05/2016		R2	Storm	Water	CDM Smith	460-00-4	1,4-Bromofluorobenzene		65			%REC		%REC
5-2-E-G-D	grab	20160105	5-2-E	01/05/2016	9:35	01/05/2016		R2	Storm	Water	CDM Smith	7440-50-8	Total Copper		0.00739	J	0.01	mg/L	0.00267	mg/L
5-2-E-G-D	grab	20160105	5-2-E	01/05/2016	9:35	01/05/2016		R2	Storm	Water	CDM Smith	7439-92-1	Total Lead		ND		0.01	mg/L	0.00406	mg/L
5-2-E-G-D	grab	20160105	5-2-E	01/05/2016	9:35	01/05/2016		R2	Storm	Water	CDM Smith	7440-66-6	Total Zinc		0.0616		0.01	mg/L	0.00352	mg/L
5-2-E-G-D	grab	20160105	5-2-E	01/05/2016	9:35	01/05/2016		R2	Storm	Water	CDM Smith	7440-50-8	Dissolved Copper		0.00736	J	0.01	mg/L	0.00267	mg/L
5-2-E-G-D	grab	20160105	5-2-E	01/05/2016	9:35	01/05/2016		R2	Storm	Water	CDM Smith	7439-92-1	Dissolved Lead		ND		0.01	mg/L	0.00406	mg/L
5-2-E-G-D	grab	20160105	5-2-E	01/05/2016	9:35	01/05/2016		R2	Storm	Water	CDM Smith	7440-66-6	Dissolved Zinc		0.0164		0.01	mg/L	0.00352	mg/L
5-2-E-G-D	grab	20160105	5-2-E	01/05/2016	9:35	01/05/2016		R2	Storm	Water	CDM Smith	7440-50-8	Total Copper		105		0.01	%REC	0.002665	%REC
5-2-E-G-D	grab	20160105	5-2-E	01/05/2016	9:35	01/05/2016		R2	Storm	Water	CDM Smith	7439-92-1	Total Lead		110		0.01	%REC	0.00406	%REC
5-2-E-G-D	grab	20160105	5-2-E	01/05/2016	9:35	01/05/2016		R2	Storm	Water	CDM Smith	7440-66-6	Total Zinc		101		0.01	%REC	0.003521	%REC
5-2-E-G-D	grab	20160105	5-2-E	01/05/2016	9:35	01/05/2016		R2	Storm	Water	CDM Smith	7440-50-8	Total Copper		102		0.01	%REC	0.002665	%REC
5-2-E-G-D	grab	20160105	5-2-E	01/05/2016	9:35	01/05/2016		R2	Storm	Water	CDM Smith	7439-92-1	Total Lead		106		0.01	%REC	0.00406	%REC
5-2-E-G-D	grab	20160105	5-2-E	01/05/2016	9:35	01/05/2016		R2	Storm	Water	CDM Smith	7440-66-6	Total Zinc		101		0.01	%REC	0.003521	%REC
7-4-I	grab	20160105	7-4-I	01/05/2016	8:28	01/05/2016		G	Storm	Water	CDM Smith		Hardness, Total (as CaCO3)		8		2	mg/L	0.99	mg/L
7-4-I	grab	20160105	7-4-I	01/05/2016	8:28	01/05/2016		G	Storm	Water	CDM Smith		Solids, Total Suspended		51		1	mg/L	0.83	mg/L
7-4-I	grab	20160105	7-4-I	01/05/2016	8:28	01/05/2016		G	Storm	Water	CDM Smith		TPH as Motor Oil		1800	HD	250	ug/L	53	ug/L
7-4-I	grab	20160105	7-4-I	01/05/2016	8:28	01/05/2016		G	Storm	Water	CDM Smith	630-02-4	n-Octacosane		82			%REC		%REC
7-4-I	grab	20160105	7-4-I	01/05/2016	8:28	01/05/2016		G	Storm	Water	CDM Smith	68334-30-5	TPH as Diesel		920	HD	50	ug/L	8	ug/L
7-4-I	grab	20160105	7-4-I	01/05/2016	8:28	01/05/2016		G	Storm	Water	CDM Smith	630-02-4	n-Octacosane		82			%REC		%REC
7-4-I	grab	20160105	7-4-I	01/05/2016	8:28	01/05/2016		G	Storm	Water	CDM Smith		Gasoline Range Organics		ND		50	ug/L	38	ug/L
7-4-I	grab	20160105	7-4-I	01/05/2016	8:28	01/05/2016		G	Storm	Water	CDM Smith	460-00-4	1,4-Bromofluorobenzene		66			%REC		%REC
7-4-I	grab	20160105	7-4-I	01/05/2016	8:28	01/05/2016		G	Storm	Water	CDM Smith	7440-50-8	Total Copper		0.0204		0.01	mg/L	0.00267	mg/L
7-4-I	grab	20160105	7-4-I	01/05/2016	8:28	01/05/2016		G	Storm	Water	CDM Smith	7439-92-1	Total Lead		0.00527	J	0.01	mg/L	0.00406	mg/L
7-4-I	grab	20160105	7-4-I	01/05/2016	8:28	01/05/2016		G	Storm	Water	CDM Smith	7440-66-6	Total Zinc		0.0946		0.01	mg/L	0.00352	mg/L
7-4-I	grab	20160105	7-4-I	01/05/2016	8:28	01/05/2016		G	Storm	Water	CDM Smith	7440-50-8	Dissolved Copper		0.0115		0.01	mg/L	0.00267	mg/L
7-4-I	grab	20160105	7-4-I	01/05/2016	8:28	01/05/2016		G	Storm	Water	CDM Smith	7439-92-1	Dissolved Lead		ND		0.01	mg/L	0.00406	mg/L

Unine. County

FIELD SAMPLE ID	FIELD SAMPLE TYPE	EVENT ID	SITE ID	SAMPLE START DATE	SAMPLE START TIME	SAMPLE END DATE	SAMPLE END TIME	SAMPLE TYPE	SAMPLE SOURCE	SAMPLE MATRIX	SAMPLING AGENCY	CAS NUMBER	CONSTITUENT	NUMERICAL QUALIFIER	REPORTED VALUE	OVERALL QUALIFIER	REPORTING LIMIT	RL UNITS	METHOD DETECTION LIMIT	MDL UNITS
7-4-I	grab	20160105	7-4-I	01/05/2016	8:28	01/05/2016		G	Storm	Water	CDM Smith	7440-66-6	Dissolved Zinc		0.0559		0.01	mg/L	0.00352	mg/L
7-4-I	grab	20160105	7-4-I	01/05/2016	8:28	01/05/2016		G	Storm	Water	CDM Smith		Solids, Total Suspended		54.8		1	mg/L	0.8287	mg/L
Blank	grab	20160105	n/a	01/05/2016	8:15	01/05/2016		B1	Storm	Water	CDM Smith		Hardness, Total (as CaCO3)		ND		2	mg/L	0.99	mg/L
Blank	grab	20160105	n/a	01/05/2016	8:15	01/05/2016		B1	Storm	Water	CDM Smith		Solids, Total Suspended		ND		1	mg/L	0.83	mg/L
Blank	grab	20160105	n/a	01/05/2016	8:15	01/05/2016		B1	Storm	Water	CDM Smith		Gasoline Range Organics		ND		50	ug/L	38	ug/L
Blank	grab	20160105	n/a	01/05/2016	8:15	01/05/2016		B1	Storm	Water	CDM Smith	460-00-4	1,4-Bromofluorobenzene		69			%REC		%REC
Blank	grab	20160105	n/a	01/05/2016	8:15	01/05/2016		B1	Storm	Water	CDM Smith	7440-50-8	Total Copper		ND		0.01	mg/L	0.00267	mg/L
Blank	grab	20160105	n/a	01/05/2016	8:15	01/05/2016		B1	Storm	Water	CDM Smith	7439-92-1	Total Lead		ND		0.01	mg/L	0.00406	mg/L
Blank	grab	20160105	n/a	01/05/2016	8:15	01/05/2016		B1	Storm	Water	CDM Smith	7440-66-6	Total Zinc		ND		0.01	mg/L	0.00352	mg/L
Blank	grab	20160105	n/a	01/05/2016	8:15	01/05/2016		B1	Storm	Water	CDM Smith	7440-50-8	Dissolved Copper		ND		0.01	mg/L	0.00267	mg/L
Blank	grab	20160105	n/a	01/05/2016	8:15	01/05/2016		B1	Storm	Water	CDM Smith	7439-92-1	Dissolved Lead		ND		0.01	mg/L	0.00406	mg/L
Blank	grab	20160105	n/a	01/05/2016	8:15	01/05/2016		B1	Storm	Water	CDM Smith	7440-66-6	Dissolved Zinc		ND		0.01	mg/L	0.00352	mg/L
5-2-I	composite	20160105	5-2-I	01/05/2016	9:01	01/07/2016	11:00	FWC	Storm	Water	CDM Smith		Hardness, Total (as CaCO3)		ND		2	mg/L	0.99	mg/L
5-2-I	composite	20160105	5-2-I	01/05/2016	9:01	01/07/2016	11:00	FWC	Storm	Water	CDM Smith		Solids, Total Suspended		6		1	mg/L	0.83	mg/L
5-2-I	composite	20160105	5-2-I	01/05/2016	9:01	01/07/2016	11:00	FWC	Storm	Water	CDM Smith	7440-50-8	Total Copper		0.00492	J	0.01	mg/L	0.00267	mg/L
5-2-I	composite	20160105	5-2-I	01/05/2016	9:01	01/07/2016	11:00	FWC	Storm	Water	CDM Smith	7439-92-1	Total Lead		ND		0.01	mg/L	0.00406	mg/L
5-2-I	composite	20160105	5-2-I	01/05/2016	9:01	01/07/2016	11:00	FWC	Storm	Water	CDM Smith	7440-66-6	Total Zinc		0.0348	B	0.01	mg/L	0.00352	mg/L
5-2-I	composite	20160105	5-2-I	01/05/2016	9:01	01/07/2016	11:00	FWC	Storm	Water	CDM Smith	7440-50-8	Dissolved Copper		0.00401	J	0.01	mg/L	0.00267	mg/L
5-2-I	composite	20160105	5-2-I	01/05/2016	9:01	01/07/2016	11:00	FWC	Storm	Water	CDM Smith	7439-92-1	Dissolved Lead		ND		0.01	mg/L	0.00406	mg/L
5-2-I	composite	20160105	5-2-I	01/05/2016	9:01	01/07/2016	11:00	FWC	Storm	Water	CDM Smith	7440-66-6	Dissolved Zinc		0.0311		0.01	mg/L	0.00352	mg/L
5-2-E	composite	20160105	5-2-E	01/05/2016	9:04	01/07/2016	11:00	FWC	Storm	Water	CDM Smith		Hardness, Total (as CaCO3)		8		2	mg/L	0.99	mg/L
5-2-E	composite	20160105	5-2-E	01/05/2016	9:04	01/07/2016	11:00	FWC	Storm	Water	CDM Smith		Solids, Total Suspended		5.4		1	mg/L	0.83	mg/L
5-2-E	composite	20160105	5-2-E	01/05/2016	9:04	01/07/2016	11:00	FWC	Storm	Water	CDM Smith	7440-50-8	Total Copper		0.00424	J	0.01	mg/L	0.00267	mg/L
5-2-E	composite	20160105	5-2-E	01/05/2016	9:04	01/07/2016	11:00	FWC	Storm	Water	CDM Smith	7439-92-1	Total Lead		ND		0.01	mg/L	0.00406	mg/L
5-2-E	composite	20160105	5-2-E	01/05/2016	9:04	01/07/2016	11:00	FWC	Storm	Water	CDM Smith	7440-66-6	Total Zinc		0.0187	B	0.01	mg/L	0.00352	mg/L
5-2-E	composite	20160105	5-2-E	01/05/2016	9:04	01/07/2016	11:00	FWC	Storm	Water	CDM Smith	7440-50-8	Dissolved Copper		0.00282	J	0.01	mg/L	0.00267	mg/L
5-2-E	composite	20160105	5-2-E	01/05/2016	9:04	01/07/2016	11:00	FWC	Storm	Water	CDM Smith	7439-92-1	Dissolved Lead		ND		0.01	mg/L	0.00406	mg/L
5-2-E	composite	20160105	5-2-E	01/05/2016	9:04	01/07/2016	11:00	FWC	Storm	Water	CDM Smith	7440-66-6	Dissolved Zinc		0.0161		0.01	mg/L	0.00352	mg/L
5-2-I-G	grab	20160105	5-2-I	01/05/2016	8:50	01/05/2016		G	Storm	Water	CDM Smith		Coliforms		300			MPN/100 ml		
5-2-I-G	grab	20160105	5-2-I	01/05/2016	8:50	01/05/2016		G	Storm	Water	CDM Smith		E.coli		220			MPN/100 ml		
5-2-I-G	grab	20160105	5-2-I	01/05/2016	8:50	01/05/2016		G	Storm	Water	CDM Smith		Enterococci		34			MPN/100 ml		
5-2-I-G	grab	20160105	5-2-I	01/05/2016	8:50	01/05/2016		G	Storm	Water	CDM Smith		Fecal Coliforms		800			MPN/100 ml		
5-2-E-G	grab	20160105	5-2-E	01/05/2016	9:15	01/05/2016		G	Storm	Water	CDM Smith		Coliforms		1300			MPN/100 ml		
5-2-E-G	grab	20160105	5-2-E	01/05/2016	9:15	01/05/2016		G	Storm	Water	CDM Smith		E.coli		9.1			MPN/100 ml		
5-2-E-G	grab	20160105	5-2-E	01/05/2016	9:15	01/05/2016		G	Storm	Water	CDM Smith		Enterococci		300			MPN/100 ml		
5-2-E-G	grab	20160105	5-2-E	01/05/2016	9;15	01/05/2016		G	Storm	Water	CDM Smith		Fecal Coliforms		800			MPN/100 ml		
5-2-E-G-D	grab	20160105	5-2-E	01/05/2016	9:35	01/05/2016		G	Storm	Water	CDM Smith		Coliforms		2300			MPN/100 ml		
5-2-E-G-D	grab	20160105	5-2-E	01/05/2016	9:35	01/05/2016		G	Storm	Water	CDM Smith		E.coli		14			MPN/100 ml		
5-2-E-G-D	grab	20160105	5-2-E	01/05/2016	9:35	01/05/2016		G	Storm	Water	CDM Smith		Enterococci		230			MPN/100 ml		
5-2-E-G-D	grab	20160105	5-2-E	01/05/2016	9:35	01/05/2016		G	Storm	Water	CDM Smith		Fecal Coliforms		280			MPN/100 ml		
7-4-I	grab	20160105	7-4-I	01/05/2016	8:28	01/05/2016		G	Storm	Water	CDM Smith		Coliforms		3000			MPN/100 ml		
7-4-I	grab	20160105	7-4-I	01/05/2016	8:28	01/05/2016		G	Storm	Water	CDM Smith		E.coli		7			MPN/100 ml		
7-4-I	grab	20160105	7-4-I	01/05/2016	8:28	01/05/2016		G	Storm	Water	CDM Smith		Enterococci		130			MPN/100 ml		
7-4-I	grab	20160105	7-4-I	01/05/2016	8:28	01/05/2016		G	Storm	Water	CDM Smith		Fecal Coliforms		80			MPN/100 ml		
Blank	grab	20160105	n/a	01/05/2016	8:15	01/05/2016		G	Storm	Water	CDM Smith		Coliforms	<	2	<		MPN/100 ml		
Blank	grab	20160105	n/a	01/05/2016	8:15	01/05/2016		G	Storm	Water	CDM Smith		E.coli	<	2	<		MPN/100 ml		
Blank	grab	20160105	n/a	01/05/2016	8:15	01/05/2016		G	Storm	Water	CDM Smith		Enterococci	<	2	<		MPN/100 ml		
Blank	grab	20160105	n/a	01/05/2016	8:15	01/05/2016		G	Storm	Water	CDM Smith		Fecal Coliforms	<	2	<		MPN/100 ml		
7-4-I	grab	20160306	7-4-I	03/06/2016	0:15	03/06/2016		G	Storm	Water	CDM Smith		Hardness, Total (as CaCO3)		27		2	mg/L	0.99	mg/L
7-4-I	grab	20160306	7-4-I	03/06/2016	0:15	03/06/2016		G	Storm	Water	CDM Smith		Solids, Total Suspended		30		1	mg/L	0.83	mg/L
7-4-I	grab	20160306	7-4-I	03/06/2016	0:15	03/06/2016		G	Storm	Water	CDM Smith	68334-30-5	TPH as Diesel		1100	HD	240	ug/L	38	ug/L
7-4-I	grab	20160306	7-4-I	03/06/2016	0:15	03/06/2016		G	Storm	Water	CDM Smith	630-02-4	n-Octacosane		98			%REC		%REC
7-4-I	grab	20160306	7-4-I	03/06/2016	0:15	03/06/2016		G	Storm	Water	CDM Smith		Gasoline Range Organics		ND		50	ug/L	38	ug/L
7-4-I	grab	20160306	7-4-I	03/06/2016	0:15	03/06/2016		G	Storm	Water	CDM Smith	460-00-4	1,4-Bromofluorobenzene		68			%REC		%REC
7-4-I	grab	20160306	7-4-I	03/06/2016	0:15	03/06/2016		G	Storm	Water	CDM Smith	7440-50-8	Total Copper		0.0392		0.01	mg/L	0.00267	mg/L
7-4-I	grab	20160306	7-4-I	03/06/2016	0:15	03/06/2016		G	Storm	Water	CDM Smith	7439-92-1	Total Lead		0.00844	J	0.01	mg/L	0.00406	mg/L
7-4-I	grab	20160306	7-4-I	03/06/2016	0:15	03/06/2016		G	Storm	Water	CDM Smith	7440-66-6	Total Zinc		0.215		0.01	mg/L	0.00352	mg/L
7-4-I	grab	20160306	7-4-I	03/06/2016	0:15	03/06/2016		G	Storm	Water	CDM Smith	7440-50-8	Dissolved Copper		0.0229		0.01	mg/L	0.00267	mg/L
7-4-I	grab	20160306	7-4-I	03/06/2016	0:15	03/06/2016		G	Storm	Water	CDM Smith	7439-92-1	Dissolved Lead		ND		0.01	mg/L	0.00406	mg/L
7-4-I	grab	20160306	7-4-I	03/06/2016	0:15	03/06/2016		G	Storm	Water	CDM Smith	7440-66-6	Dissolved Zinc		0.176		0.01	mg/L	0.00352	mg/L

Unofficial Document

Unine. County

FIELD SAMPLE ID	FIELD SAMPLE TYPE	EVENT ID	SITE ID	SAMPLE START DATE	SAMPLE START TIME	SAMPLE END DATE	SAMPLE END TIME	SAMPLE TYPE	SAMPLE SOURCE	SAMPLE MATRIX	SAMPLING AGENCY	CAS NUMBER	CONSTITUENT	NUMERICAL QUALIFIER	REPORTED VALUE	OVERALL QUALIFIER	REPORTING LIMIT	RL UNITS	METHOD DETECTION LIMIT	MDL UNITS
7-4-I	grab	20160306	7-4-I	03/06/2016	0:15	03/06/2016		G	Storm	Water	CDM Smith		Solids, Total Suspended		31.5		1	mg/L		mg/L
7-4-I	grab	20160306	7-4-I	03/06/2016	0:15	03/06/2016		G	Storm	Water	CDM Smith		Gasoline Range Organics		85		50	%REC		%REC
7-4-I	grab	20160306	7-4-I	03/06/2016	0:15	03/06/2016		G	Storm	Water	CDM Smith		Gasoline Range Organics		85		50	%REC		%REC
7-4-I	grab	20160306	7-4-I	03/06/2016	0:15	03/06/2016		G	Storm	Water	CDM Smith		Total Coliforms		1700		18	MPN/100 ml	18	
7-4-I	grab	20160306	7-4-I	03/06/2016	0:15	03/06/2016		G	Storm	Water	CDM Smith		E.coli		193.5		1	MPN/100 ml	1	
7-4-I	grab	20160306	7-4-I	03/06/2016	0:15	03/06/2016		G	Storm	Water	CDM Smith		Enterococci		14000		18	MPN/100 ml	18	
7-4-I	grab	20160306	7-4-I	03/06/2016	0:15	03/06/2016		G	Storm	Water	CDM Smith		Fecal Coliforms		330		18	MPN/100 ml	18	
7-4-I-Dup	grab	20160306	7-4-I	03/06/2016	0:26	03/06/2016		R2	Storm	Water	CDM Smith		Hardness, Total (as CaCO3)		26		2	mg/L	0.99	mg/L
7-4-I-Dup	grab	20160306	7-4-I	03/06/2016	0:26	03/06/2016		R2	Storm	Water	CDM Smith		Solids, Total Suspended		36		1	mg/L	0.83	mg/L
7-4-I-Dup	grab	20160306	7-4-I	03/06/2016	0:26	03/06/2016		R2	Storm	Water	CDM Smith	68334-30-5	TPH as Diesel		1500	HD	240	ug/L	38	ug/L
7-4-I-Dup	grab	20160306	7-4-I	03/06/2016	0:26	03/06/2016		R2	Storm	Water	CDM Smith	630-02-4	n-Octacosane		110			%REC		%REC
7-4-I-Dup	grab	20160306	7-4-I	03/06/2016	0:26	03/06/2016		R2	Storm	Water	CDM Smith		Gasoline Range Organics		ND		50	ug/L	38	ug/L
7-4-I-Dup	grab	20160306	7-4-I	03/06/2016	0:26	03/06/2016		R2	Storm	Water	CDM Smith	460-00-4	1,4-Bromofluorobenzene		68			%REC		%REC
7-4-I-Dup	grab	20160306	7-4-I	03/06/2016	0:26	03/06/2016		R2	Storm	Water	CDM Smith	7440-50-8	Total Copper		0.0415		0.01	mg/L	0.00267	mg/L
7-4-I-Dup	grab	20160306	7-4-I	03/06/2016	0:26	03/06/2016		R2	Storm	Water	CDM Smith	7439-92-1	Total Lead		0.0056	J	0.01	mg/L	0.00406	mg/L
7-4-I-Dup	grab	20160306	7-4-I	03/06/2016	0:26	03/06/2016		R2	Storm	Water	CDM Smith	7440-66-6	Total Zinc		0.239		0.01	mg/L	0.00352	mg/L
7-4-I-Dup	grab	20160306	7-4-I	03/06/2016	0:26	03/06/2016		R2	Storm	Water	CDM Smith	7440-50-8	Dissolved Copper		0.0225		0.01	mg/L	0.00267	mg/L
7-4-I-Dup	grab	20160306	7-4-I	03/06/2016	0:26	03/06/2016		R2	Storm	Water	CDM Smith	7439-92-1	Dissolved Lead		ND		0.01	mg/L	0.00406	mg/L
7-4-I-Dup	grab	20160306	7-4-I	03/06/2016	0:26	03/06/2016		R2	Storm	Water	CDM Smith	7440-66-6	Dissolved Zinc		0.175		0.01	mg/L	0.00352	mg/L
7-4-I-Dup	grab	20160306	7-4-I	03/06/2016	0:26	03/06/2016		R2	Storm	Water	CDM Smith		Total Coliforms		5400		18	MPN/100 ml	18	
7-4-I-Dup	grab	20160306	7-4-I	03/06/2016	0:26	03/06/2016		R2	Storm	Water	CDM Smith		E.coli		201		1	MPN/100 ml	1	
7-4-I-Dup	grab	20160306	7-4-I	03/06/2016	0:26	03/06/2016		R2	Storm	Water	CDM Smith		Enterococci		9200		18	MPN/100 ml	18	
7-4-I-Dup	grab	20160306	7-4-I	03/06/2016	0:26	03/06/2016		R2	Storm	Water	CDM Smith		Fecal Coliforms		1100		18	MPN/100 ml	18	
5-2-I-G	grab	20160311	5-2-I	03/11/2016	13:40	03/11/2016		G	Storm	Water	CDM Smith		Hardness, Total (as CaCO3)		28		2	mg/L	0.99	
5-2-I-G	grab	20160311	5-2-I	03/11/2016	13:40	03/11/2016		G	Storm	Water	CDM Smith		Solids, Total Suspended		112		1	mg/L	0.829	
5-2-I-G	grab	20160311	5-2-I	03/11/2016	13:40	03/11/2016		G	Storm	Water	CDM Smith	68334-30-5	TPH as Diesel		1400	HD	47	ug/L	7.5	
5-2-I-G	grab	20160311	5-2-I	03/11/2016	13:40	03/11/2016		G	Storm	Water	CDM Smith	630-02-4	n-Octacosane		80			%REC		
5-2-I-G	grab	20160311	5-2-I	03/11/2016	13:40	03/11/2016		G	Storm	Water	CDM Smith		Gasoline Range Organics		ND		50	ug/L	38	
5-2-I-G	grab	20160311	5-2-I	03/11/2016	13:40	03/11/2016		G	Storm	Water	CDM Smith	460-00-4	1,4-Bromofluorobenzene		66			%REC		
5-2-I-G	grab	20160311	5-2-I	03/11/2016	13:40	03/11/2016		G	Storm	Water	CDM Smith	7440-50-8	Total Copper		0.0346		0.01	mg/L	0.00267	
5-2-I-G	grab	20160311	5-2-I	03/11/2016	13:40	03/11/2016		G	Storm	Water	CDM Smith	7439-92-1	Total Lead		0.0115		0.01	mg/L	0.00406	
5-2-I-G	grab	20160311	5-2-I	03/11/2016	13:40	03/11/2016		G	Storm	Water	CDM Smith	7440-66-6	Total Zinc		0.194	B	0.01	mg/L	0.00352	
5-2-I-G	grab	20160311	5-2-I	03/11/2016	13:40	03/11/2016		G	Storm	Water	CDM Smith	7440-50-8	Dissolved Copper		0.0226		0.01	mg/L	0.00267	
5-2-I-G	grab	20160311	5-2-I	03/11/2016	13:40	03/11/2016		G	Storm	Water	CDM Smith	7439-92-1	Dissolved Lead		ND		0.01	mg/L	0.00406	
5-2-I-G	grab	20160311	5-2-I	03/11/2016	13:40	03/11/2016		G	Storm	Water	CDM Smith	7440-66-6	Dissolved Zinc		0.142		0.01	mg/L	0.00352	
5-2-I-G	grab	20160311	5-2-I	03/11/2016	13:40	03/11/2016		G	Storm	Water	CDM Smith		Gasoline Range Organics		84		50	%REC		
5-2-I-G	grab	20160311	5-2-I	03/11/2016	13:40	03/11/2016		G	Storm	Water	CDM Smith		Gasoline Range Organics		82		50	%REC		
5-2-I-G	grab	20160311	5-2-I	03/11/2016	13:40	03/11/2016		G	Storm	Water	CDM Smith		Total Coliforms		170			MPN/100 ml		
5-2-I-G	grab	20160311	5-2-I	03/11/2016	13:40	03/11/2016		G	Storm	Water	CDM Smith		E.coli		2			MPN/100 ml		
5-2-I-G	grab	20160311	5-2-I	03/11/2016	13:40	03/11/2016		G	Storm	Water	CDM Smith		Enterococci		500			MPN/100 ml		
5-2-I-G	grab	20160311	5-2-I	03/11/2016	13:40	03/11/2016		G	Storm	Water	CDM Smith		Fecal Coliforms		2			MPN/100 ml		
5-2-E-G	grab	20160311	5-2-E	03/11/2016	14:00	03/11/2016		G	Storm	Water	CDM Smith		Hardness, Total (as CaCO3)		36		2	mg/L	0.99	mg/L
5-2-E-G	grab	20160311	5-2-E	03/11/2016	14:00	03/11/2016		G	Storm	Water	CDM Smith		Solids, Total Suspended		54		1	mg/L	0.829	mg/L
5-2-E-G	grab	20160311	5-2-E	03/11/2016	14:00	03/11/2016		G	Storm	Water	CDM Smith	68334-30-5	TPH as Diesel		870	HD	47	ug/L	7.5	ug/L
5-2-E-G	grab	20160311	5-2-E	03/11/2016	14:00	03/11/2016		G	Storm	Water	CDM Smith	630-02-4	n-Octacosane		86			%REC		%REC
5-2-E-G	grab	20160311	5-2-E	03/11/2016	14:00	03/11/2016		G	Storm	Water	CDM Smith		Gasoline Range Organics		ND		50	ug/L	38	ug/L
5-2-E-G	grab	20160311	5-2-E	03/11/2016	14:00	03/11/2016		G	Storm	Water	CDM Smith	460-00-4	1,4-Bromofluorobenzene		63			%REC		%REC
5-2-E-G	grab	20160311	5-2-E	03/11/2016	14:00	03/11/2016		G	Storm	Water	CDM Smith	7440-50-8	Total Copper		0.019		0.01	mg/L	0.00267	mg/L
5-2-E-G	grab	20160311	5-2-E	03/11/2016	14:00	03/11/2016		G	Storm	Water	CDM Smith	7439-92-1	Total Lead		0.00512	J	0.01	mg/L	0.00406	mg/L
5-2-E-G	grab	20160311	5-2-E	03/11/2016	14:00	03/11/2016		G	Storm	Water	CDM Smith	7440-66-6	Total Zinc		0.136	B	0.01	mg/L	0.00352	mg/L
5-2-E-G	grab	20160311	5-2-E	03/11/2016	14:00	03/11/2016		G	Storm	Water	CDM Smith	7440-50-8	Dissolved Copper		0.0103		0.01	mg/L	0.00267	mg/L
5-2-E-G	grab	20160311	5-2-E	03/11/2016	14:00	03/11/2016		G	Storm	Water	CDM Smith	7439-92-1	Dissolved Lead		ND		0.01	mg/L	0.00406	mg/L
5-2-E-G	grab	20160311	5-2-E	03/11/2016	14:00	03/11/2016		G	Storm	Water	CDM Smith	7440-66-6	Dissolved Zinc		0.0292		0.01	mg/L	0.00352	mg/L
5-2-E-G	grab	20160311	5-2-E	03/11/2016	14:00	03/11/2016		G	Storm	Water	CDM Smith		Total Coliforms		1100			MPN/100 ml		
5-2-E-G	grab	20160311	5-2-E	03/11/2016	14:00	03/11/2016		G	Storm	Water	CDM Smith		E.coli		8			MPN/100 ml		
5-2-E-G	grab	20160311	5-2-E	03/11/2016	14:00	03/11/2016		G	Storm	Water	CDM Smith		Enterococci		8000			MPN/100 ml		
5-2-E-G	grab	20160311	5-2-E	03/11/2016	14:00	03/11/2016		G	Storm	Water	CDM Smith		Fecal Coliforms		30			MPN/100 ml		
5-2-I	composite	20160311	5-2-I	03/11/2016	13:27	03/11/2016	16:07	FWC	Storm	Water	CDM Smith		Hardness, Total (as CaCO3)		10		2	mg/L	0.99	mg/L
5-2-I	composite	20160311	5-2-I	03/11/2016	13:27	03/11/2016	16:07	FWC	Storm	Water	CDM Smith		Solids, Total Suspended		74		1	mg/L	0.829	mg/L
5-2-I	composite	20160311	5-2-I	03/11/2016	13:27	03/11/2016	16:07	FWC	Storm	Water	CDM Smith	7440-50-8	Total Copper		0.0167		0.01	mg/L	0.00267	mg/L

Page 534 of 1117

FIELD SAMPLE ID	FIELD SAMPLE TYPE	EVENT ID	SITE ID	SAMPLE START DATE	SAMPLE START TIME	SAMPLE END DATE	SAMPLE END TIME	SAMPLE TYPE	SAMPLE SOURCE	SAMPLE MATRIX	SAMPLING AGENCY	CAS NUMBER	CONSTITUENT	NUMERICAL QUALIFIER	REPORTED VALUE	OVERALL QUALIFIER	REPORTING LIMIT	RL UNITS	METHOD DETECTION LIMIT	MDL UNITS
5-2-I	composite	20160311	5-2-I	03/11/2016	13:27	03/11/2016	16:07	FWC	Storm	Water	CDM Smith	7439-92-1	Total Lead		0.00811	J	0.01	mg/L	0.00406	mg/L
5-2-I	composite	20160311	5-2-I	03/11/2016	13:27	03/11/2016	16:07	FWC	Storm	Water	CDM Smith	7440-66-6	Total Zinc		0.0937		0.01	mg/L	0.00352	mg/L
5-2-I	composite	20160311	5-2-I	03/11/2016	13:27	03/11/2016	16:07	FWC	Storm	Water	CDM Smith	7440-50-8	Dissolved Copper		0.00636	J	0.01	mg/L	0.00267	mg/L
5-2-I	composite	20160311	5-2-I	03/11/2016	13:27	03/11/2016	16:07	FWC	Storm	Water	CDM Smith	7439-92-1	Dissolved Lead		ND		0.01	mg/L	0.00406	mg/L
5-2-I	composite	20160311	5-2-I	03/11/2016	13:27	03/11/2016	16:07	FWC	Storm	Water	CDM Smith	7440-66-6	Dissolved Zinc		0.0553		0.01	mg/L	0.00352	mg/L
5-2-E	composite	20160311	5-2-E	03/11/2016	13:26	03/11/2016	16:06	FWC	Storm	Water	CDM Smith		Hardness, Total (as CaCO3)		20		2	mg/L	0.99	mg/L
5-2-E	composite	20160311	5-2-E	03/11/2016	13:26	03/11/2016	16:06	FWC	Storm	Water	CDM Smith		Solids, Total Suspended		25		1	mg/L	0.829	mg/L
5-2-E	composite	20160311	5-2-E	03/11/2016	13:26	03/11/2016	16:06	FWC	Storm	Water	CDM Smith	7440-50-8	Total Copper		0.013		0.01	mg/L	0.00267	mg/L
5-2-E	composite	20160311	5-2-E	03/11/2016	13:26	03/11/2016	16:06	FWC	Storm	Water	CDM Smith	7439-92-1	Total Lead		ND		0.01	mg/L	0.00406	mg/L
5-2-E	composite	20160311	5-2-E	03/11/2016	13:26	03/11/2016	16:06	FWC	Storm	Water	CDM Smith	7440-66-6	Total Zinc		0.0314		0.01	mg/L	0.00352	mg/L
5-2-E	composite	20160311	5-2-E	03/11/2016	13:26	03/11/2016	16:06	FWC	Storm	Water	CDM Smith	7440-50-8	Dissolved Copper		0.00635	J	0.01	mg/L	0.00267	mg/L
5-2-E	composite	20160311	5-2-E	03/11/2016	13:26	03/11/2016	16:06	FWC	Storm	Water	CDM Smith	7439-92-1	Dissolved Lead		ND		0.01	mg/L	0.00406	mg/L
5-2-E	composite	20160311	5-2-E	03/11/2016	13:26	03/11/2016	16:06	FWC	Storm	Water	CDM Smith	7440-66-6	Dissolved Zinc		0.018		0.01	mg/L	0.00352	mg/L
Blank	grab	20160311	Blank	03/11/2016	14:44	03/11/2016		B1	Storm	Water	CDM Smith		Hardness, Total (as CaCO3)		ND		2		0.99	mg/L
Blank	grab	20160311	Blank	03/11/2016	14:44	03/11/2016		B1	Storm	Water	CDM Smith		Solids, Total Suspended		ND		1		0.829	mg/L
Blank	grab	20160311	Blank	03/11/2016	14:44	03/11/2016		B1	Storm	Water	CDM Smith	68334-30-5	TPH as Diesel		ND		47		7.5	ug/L
Blank	grab	20160311	Blank	03/11/2016	14:44	03/11/2016		B1	Storm	Water	CDM Smith	630-02-4	n-Octacosane		82					%REC
Blank	grab	20160311	Blank	03/11/2016	14:44	03/11/2016		B1	Storm	Water	CDM Smith		Gasoline Range Organics		ND		50		38	ug/L
Blank	grab	20160311	Blank	03/11/2016	14:44	03/11/2016		B1	Storm	Water	CDM Smith	460-00-4	1,4-Bromofluorobenzene		64					%REC
Blank	grab	20160311	Blank	03/11/2016	14:44	03/11/2016		B1	Storm	Water	CDM Smith	7440-50-8	Total Copper		ND		0.01		0.00267	mg/L
Blank	grab	20160311	Blank	03/11/2016	14:44	03/11/2016		B1	Storm	Water	CDM Smith	7439-92-1	Total Lead		ND		0.01		0.00406	mg/L
Blank	grab	20160311	Blank	03/11/2016	14:44	03/11/2016		B1	Storm	Water	CDM Smith	7440-66-6	Total Zinc		ND		0.01		0.00352	mg/L
Blank	grab	20160311	Blank	03/11/2016	14:44	03/11/2016		B1	Storm	Water	CDM Smith	7440-50-8	Dissolved Copper		ND		0.01		0.00267	mg/L
Blank	grab	20160311	Blank	03/11/2016	14:44	03/11/2016		B1	Storm	Water	CDM Smith	7439-92-1	Dissolved Lead		ND		0.01		0.00406	mg/L
Blank	grab	20160311	Blank	03/11/2016	14:44	03/11/2016		B1	Storm	Water	CDM Smith	7440-66-6	Dissolved Zinc		ND		0.01		0.00352	mg/L
Blank	grab	20160311	Blank	03/11/2016	14:44	03/11/2016		B1	Storm	Water	CDM Smith		Total Coliforms		50			MPN/100 ml		
Blank	grab	20160311	Blank	03/11/2016	14:44	03/11/2016		B1	Storm	Water	CDM Smith		E.coli	<	2			MPN/100 ml		
Blank	grab	20160311	Blank	03/11/2016	14:44	03/11/2016		B1	Storm	Water	CDM Smith		Enterococci	<	2			MPN/100 ml		
Blank	grab	20160311	Blank	03/11/2016	14:44	03/11/2016		B1	Storm	Water	CDM Smith		Fecal Coliforms	<	2			MPN/100 ml		

Appendix B

Laboratory Reports

eurofins | Calscience

WORK ORDER NUMBER: 15-04-0490

The difference is service

AIR | SOIL | WATER | MARINE CHEMISTRY

Analytical Report For

Client: CDM Smith Inc.

Client Project Name: Marina Del Rey Parking Lots 5 & 7

Attention: Tiffany Lin
600 Wilshire Boulevard, Suite 750
Los Angeles, CA 90017-3255

Approved for release on 04/17/2015 by:
Stephen Nowak
Project Manager

ResultLink

Email your PM

Eurofins Calscience, Inc. (Calscience) certifies that the test results provided in this report meet all NELAC requirements for parameters for which accreditation is required or available. Any exceptions to NELAC requirements are noted in the case narrative. The original report of subcontracted analyses, if any, is attached to this report. The results in this report are limited to the sample(s) tested and any reproduction thereof must be made in its entirety. The client or recipient of this report is specifically prohibited from making material changes to said report and, to the extent that such changes are made, Calscience is not responsible, legally or otherwise. The client or recipient agrees to indemnify Calscience for any defense to any litigation which may arise.

7440 Lincoln Way, Garden Grove, CA 92841-1432 • TEL: (714) 895-5494 • FAX: (714) 894-7501 • www.calscience.com

CA ELAP ID: 2944 | ACLASS DoD-ELAP ID: ADE-1864 (ISO/IEC 17025:2005) | CSDLAC ID: 10109

eurofins | Calscience

Contents

Client Project Name: Marina Del Rey Parking Lots 5 & 7
Work Order Number: 15-04-0490

1 Work Order Narrative. 3

2 Sample Summary. 4

3 Detections Summary. 5

4 Client Sample Data. 6
4.1 EPA 8015B (M) TPH Diesel (Aqueous). 6
4.2 EPA 8015B GRO (Aqueous). 7
4.3 EPA 200.7 ICP Metals (Aqueous). 8
4.4 EPA 200.7 ICP Metals (Aqueous). 9
4.5 EPA 8260B Volatile Organics (Aqueous). 10
4.6 Combined Inorganic Tests. 20

5 Quality Control Sample Data. 21
5.1 MS/MSD. 21
5.2 Sample Duplicate. 27
5.3 LCS/LCSD. 29

6 Sample Analysis Summary. 36

7 Glossary of Terms and Qualifiers. 37

8 Chain-of-Custody/Sample Receipt Form. 38

9 Subcontract Narrative. 41

10 Subcontract - Coliforms 15-04-0490. 42

eurofins | Calscience

Work Order Narrative

Work Order: 15-04-0490 Page 1 of 1

Condition Upon Receipt:

Samples were received under Chain-of-Custody (COC) on 04/07/15. They were assigned to Work Order 15-04-0490.

Unless otherwise noted on the Sample Receiving forms all samples were received in good condition and within the recommended EPA temperature criteria for the methods noted on the COC. The COC and Sample Receiving Documents are integral elements of the analytical report and are presented at the back of the report.

Holding Times:

All samples were analyzed within prescribed holding times (HT) and/or in accordance with the Calscience Sample Acceptance Policy unless otherwise noted in the analytical report and/or comprehensive case narrative, if required.

Any parameter identified in 40CFR Part 136.3 Table II that is designated as "analyze immediately" with a holding time of <= 15 minutes (40CFR-136.3 Table II, footnote 4), is considered a "field" test and the reported results will be qualified as being received outside of the stated holding time unless received at the laboratory within 15 minutes of the collection time.

Quality Control:

All quality control parameters (QC) were within established control limits except where noted in the QC summary forms or described further within this report.

Subcontractor Information:

Unless otherwise noted below (or on the subcontract form), no samples were subcontracted.

Additional Comments:

Air - Sorbent-extracted air methods (EPA TO-4A, EPA TO-10, EPA TO-13A, EPA TO-17): Analytical results are converted from mass/sample basis to mass/volume basis using client-supplied air volumes.

Solid - Unless otherwise indicated, solid sample data is reported on a wet weight basis, not corrected for % moisture. All QC results are always reported on a wet weight basis.

Return to Contents

eurofins | Calscience

Sample Summary

Client:	CDM Smith Inc. 600 Wilshire Boulevard, Suite 750 Los Angeles, CA 90017-3255	Work Order:	15-04-0490
		Project Name:	Marina Del Rey Parking Lots 5 & 7
		PO Number:	
		Date/Time Received:	04/07/15 18:53
		Number of Containers:	33
Attn:	Tiffany Lin		

Sample Identification	Lab Number	Collection Date and Time	Number of Containers	Matrix
5-2-I	15-04-0490-1	04/07/15 16:50	11	Aqueous
5-2-IDUP	15-04-0490-2	04/07/15 17:00	11	Aqueous
Blank	15-04-0490-3	04/07/15 17:10	11	Aqueous

Return to Contents

eurofins | Calscience

Detections Summary

Client:	CDM Smith Inc. 600 Wilshire Boulevard, Suite 750 Los Angeles, CA 90017-3255	Work Order: Project Name: Received:	15-04-0490 Marina Del Rey Parking Lots 5 & 7 04/07/15
Attn:	Tiffany Lin		Page 1 of 1

Client SampleID Analyte	Result	Qualifiers	RL	Units	Method	Extraction
5-2-I (15-04-0490-1)						
Copper	0.200		0.0100	mg/L	EPA 200.7	N/A
Lead	0.0288		0.0100	mg/L	EPA 200.7	N/A
Zinc	0.685		0.0100	mg/L	EPA 200.7	N/A
Copper	0.0732		0.0100	mg/L	EPA 200.7	Filtered
Lead	0.00640	J	0.00406*	mg/L	EPA 200.7	Filtered
Zinc	0.376		0.0100	mg/L	EPA 200.7	Filtered
TPH as Diesel	5700	HD	51	ug/L	EPA 8015B (M)	EPA 3510C
Acetone	48		20	ug/L	EPA 8260B	EPA 5030C
2-Butanone	5.8	J	2.2*	ug/L	EPA 8260B	EPA 5030C
Hardness, Total (as CaCO3)	70		20	mg/L	SM 2340C	N/A
Solids, Total Suspended	137		1.00	mg/L	SM 2540 D	N/A
5-2-IDUP (15-04-0490-2)						
Copper	0.104		0.0100	mg/L	EPA 200.7	N/A
Lead	0.0178		0.0100	mg/L	EPA 200.7	N/A
Zinc	0.605		0.0100	mg/L	EPA 200.7	N/A
Copper	0.0910		0.0100	mg/L	EPA 200.7	Filtered
Lead	0.00863	J	0.00406*	mg/L	EPA 200.7	Filtered
Zinc	0.570		0.0100	mg/L	EPA 200.7	Filtered
TPH as Diesel	5900	HD	50	ug/L	EPA 8015B (M)	EPA 3510C
Acetone	51		20	ug/L	EPA 8260B	EPA 5030C
2-Butanone	7.4	J	2.2*	ug/L	EPA 8260B	EPA 5030C
Hardness, Total (as CaCO3)	80		20	mg/L	SM 2340C	N/A
Solids, Total Suspended	38		1.0	mg/L	SM 2540 D	N/A

Subcontracted analyses, if any, are not included in this summary.

* MDL is shown

Return to Contents

eurofins | Calscience

Analytical Report

CDM Smith Inc.		Date Received:	04/07/15
600 Wilshire Boulevard, Suite 750		Work Order:	15-04-0490
Los Angeles, CA 90017-3255		Preparation:	EPA 3510C
		Method:	EPA 8015B (M)
		Units:	ug/L
Project: Marina Del Rey Parking Lots 5 & 7			Page 1 of 1

Client Sample Number	Lab Sample Number	Date/Time Collected	Matrix	Instrument	Date Prepared	Date/Time Analyzed	QC Batch ID
5-2-I	**15-04-0490-1-J**	**04/07/15 16:50**	**Aqueous**	**GC 47**	**04/08/15**	**04/08/15 22:02**	**150408B03**

Comment(s): - Results were evaluated to the MDL (DL), concentrations >= to the MDL (DL) but < RL (LOQ), if found, are qualified with a "J" flag.

Parameter	Result	RL	MDL	DF	Qualifiers
TPH as Diesel	5700	51	8.1	1.00	HD

Surrogate	Rec. (%)	Control Limits	Qualifiers
n-Octacosane	79	68-140	

5-2-IDUP	**15-04-0490-2-J**	**04/07/15 17:00**	**Aqueous**	**GC 47**	**04/08/15**	**04/08/15 22:20**	**150408B03**

Comment(s): - Results were evaluated to the MDL (DL), concentrations >= to the MDL (DL) but < RL (LOQ), if found, are qualified with a "J" flag.

Parameter	Result	RL	MDL	DF	Qualifiers
TPH as Diesel	5900	50	8.0	1.00	HD

Surrogate	Rec. (%)	Control Limits	Qualifiers
n-Octacosane	82	68-140	

Blank	**15-04-0490-3-J**	**04/07/15 17:10**	**Aqueous**	**GC 47**	**04/08/15**	**04/08/15 22:38**	**150408B03**

Comment(s): - Results were evaluated to the MDL (DL), concentrations >= to the MDL (DL) but < RL (LOQ), if found, are qualified with a "J" flag.

Parameter	Result	RL	MDL	DF	Qualifiers
TPH as Diesel	ND	50	8.0	1.00	HD

Surrogate	Rec. (%)	Control Limits	Qualifiers
n-Octacosane	96	68-140	

Method Blank	**099-15-304-1006**	**N/A**	**Aqueous**	**GC 47**	**04/08/15**	**04/08/15 19:56**	**150408B03**

Comment(s): - Results were evaluated to the MDL (DL), concentrations >= to the MDL (DL) but < RL (LOQ), if found, are qualified with a "J" flag.

Parameter	Result	RL	MDL	DF	Qualifiers
TPH as Diesel	ND	50	8.0	1.00	

Surrogate	Rec. (%)	Control Limits	Qualifiers
n-Octacosane	92	68-140	

RL: Reporting Limit. DF: Dilution Factor. MDL: Method Detection Limit.

Return to Contents

eurofins | Calscience

Analytical Report

CDM Smith Inc.		Date Received:	04/07/15
600 Wilshire Boulevard, Suite 750		Work Order:	15-04-0490
Los Angeles, CA 90017-3255		Preparation:	EPA 5030C
		Method:	EPA 8015B
		Units:	ug/L
Project: Marina Del Rey Parking Lots 5 & 7			Page 1 of 1

Client Sample Number	Lab Sample Number	Date/Time Collected	Matrix	Instrument	Date Prepared	Date/Time Analyzed	QC Batch ID
5-2-I	**15-04-0490-1-B**	**04/07/15 16:50**	**Aqueous**	**GC 56**	**04/09/15**	**04/10/15 09:26**	**150409L035**

Comment(s): - Results were evaluated to the MDL (DL), concentrations >= to the MDL (DL) but < RL (LOQ), if found, are qualified with a "J" flag.

Parameter	Result	RL	MDL	DF	Qualifiers
Gasoline Range Organics	ND	50	38	1.00	

Surrogate	Rec. (%)	Control Limits	Qualifiers
1,4-Bromofluorobenzene	76	38-134	

5-2-IDUP	**15-04-0490-2-B**	**04/07/15 17:00**	**Aqueous**	**GC 56**	**04/09/15**	**04/10/15 11:32**	**150409L035**

Comment(s): - Results were evaluated to the MDL (DL), concentrations >= to the MDL (DL) but < RL (LOQ), if found, are qualified with a "J" flag.

Parameter	Result	RL	MDL	DF	Qualifiers
Gasoline Range Organics	ND	50	38	1.00	

Surrogate	Rec. (%)	Control Limits	Qualifiers
1,4-Bromofluorobenzene	79	38-134	

Blank	**15-04-0490-3-B**	**04/07/15 17:10**	**Aqueous**	**GC 56**	**04/09/15**	**04/10/15 12:03**	**150409L035**

Comment(s): - Results were evaluated to the MDL (DL), concentrations >= to the MDL (DL) but < RL (LOQ), if found, are qualified with a "J" flag.

Parameter	Result	RL	MDL	DF	Qualifiers
Gasoline Range Organics	ND	50	38	1.00	

Surrogate	Rec. (%)	Control Limits	Qualifiers
1,4-Bromofluorobenzene	80	38-134	

Method Blank	**099-12-022-2979**	**N/A**	**Aqueous**	**GC 56**	**04/09/15**	**04/09/15 18:21**	**150409L035**

Comment(s): - Results were evaluated to the MDL (DL), concentrations >= to the MDL (DL) but < RL (LOQ), if found, are qualified with a "J" flag.

Parameter	Result	RL	MDL	DF	Qualifiers
Gasoline Range Organics	ND	50	38	1.00	

Surrogate	Rec. (%)	Control Limits	Qualifiers
1,4-Bromofluorobenzene	84	38-134	

RL: Reporting Limit. DF: Dilution Factor. MDL: Method Detection Limit.

Return to Contents

eurofins | Calscience

Analytical Report

CDM Smith Inc.		Date Received:	04/07/15
600 Wilshire Boulevard, Suite 750		Work Order:	15-04-0490
Los Angeles, CA 90017-3255		Preparation:	N/A
		Method:	EPA 200.7
		Units:	mg/L
Project: Marina Del Rey Parking Lots 5 & 7			Page 1 of 1

Client Sample Number	Lab Sample Number	Date/Time Collected	Matrix	Instrument	Date Prepared	Date/Time Analyzed	QC Batch ID
5-2-I	**15-04-0490-1-I**	**04/07/15 16:50**	**Aqueous**	**ICP 7300**	**04/08/15**	**04/12/15 17:08**	**150408LA6**

Comment(s): - Results were evaluated to the MDL (DL), concentrations >= to the MDL (DL) but < RL (LOQ), if found, are qualified with a "J" flag.

Parameter	Result	RL	MDL	DF	Qualifiers
Copper	0.200	0.0100	0.00267	1.00	
Lead	0.0288	0.0100	0.00406	1.00	
Zinc	0.685	0.0100	0.00352	1.00	

5-2-IDUP	**15-04-0490-2-I**	**04/07/15 17:00**	**Aqueous**	**ICP 7300**	**04/08/15**	**04/12/15 17:10**	**150408LA6**

Comment(s): - Results were evaluated to the MDL (DL), concentrations >= to the MDL (DL) but < RL (LOQ), if found, are qualified with a "J" flag.

Parameter	Result	RL	MDL	DF	Qualifiers
Copper	0.104	0.0100	0.00267	1.00	
Lead	0.0178	0.0100	0.00406	1.00	
Zinc	0.605	0.0100	0.00352	1.00	

Blank	**15-04-0490-3-I**	**04/07/15 17:10**	**Aqueous**	**ICP 7300**	**04/08/15**	**04/12/15 17:11**	**150408LA6**

Comment(s): - Results were evaluated to the MDL (DL), concentrations >= to the MDL (DL) but < RL (LOQ), if found, are qualified with a "J" flag.

Parameter	Result	RL	MDL	DF	Qualifiers
Copper	ND	0.0100	0.00267	1.00	
Lead	ND	0.0100	0.00406	1.00	
Zinc	ND	0.0100	0.00352	1.00	

Method Blank	**097-01-012-6139**	**N/A**	**Aqueous**	**ICP 7300**	**04/08/15**	**04/09/15 12:58**	**150408LA6**

Comment(s): - Results were evaluated to the MDL (DL), concentrations >= to the MDL (DL) but < RL (LOQ), if found, are qualified with a "J" flag.

Parameter	Result	RL	MDL	DF	Qualifiers
Copper	ND	0.0100	0.00267	1.00	
Lead	ND	0.0100	0.00406	1.00	
Zinc	ND	0.0100	0.00352	1.00	

RL: Reporting Limit. DF: Dilution Factor. MDL: Method Detection Limit.

Return to Contents

eurofins | Calscience

Analytical Report

CDM Smith Inc.		Date Received:	04/07/15
600 Wilshire Boulevard, Suite 750		Work Order:	15-04-0490
Los Angeles, CA 90017-3255		Preparation:	Filtered
		Method:	EPA 200.7
		Units:	mg/L
Project: Marina Del Rey Parking Lots 5 & 7			Page 1 of 1

Client Sample Number	Lab Sample Number	Date/Time Collected	Matrix	Instrument	Date Prepared	Date/Time Analyzed	QC Batch ID
5-2-I	**15-04-0490-1-G**	**04/07/15 16:50**	**Aqueous**	**ICP 7300**	**04/08/15**	**04/12/15 17:13**	**150408LA5F**

Comment(s): - Results were evaluated to the MDL (DL), concentrations >= to the MDL (DL) but < RL (LOQ), if found, are qualified with a "J" flag.

Parameter	Result	RL	MDL	DF	Qualifiers
Copper	0.0732	0.0100	0.00267	1.00	
Lead	0.00640	0.0100	0.00406	1.00	J
Zinc	0.376	0.0100	0.00352	1.00	

5-2-IDUP	**15-04-0490-2-G**	**04/07/15 17:00**	**Aqueous**	**ICP 7300**	**04/08/15**	**04/12/15 17:15**	**150408LA5F**

Comment(s): - Results were evaluated to the MDL (DL), concentrations >= to the MDL (DL) but < RL (LOQ), if found, are qualified with a "J" flag.

Parameter	Result	RL	MDL	DF	Qualifiers
Copper	0.0910	0.0100	0.00267	1.00	
Lead	0.00863	0.0100	0.00406	1.00	J
Zinc	0.570	0.0100	0.00352	1.00	

Blank	**15-04-0490-3-G**	**04/07/15 17:10**	**Aqueous**	**ICP 7300**	**04/08/15**	**04/12/15 17:17**	**150408LA5F**

Comment(s): - Results were evaluated to the MDL (DL), concentrations >= to the MDL (DL) but < RL (LOQ), if found, are qualified with a "J" flag.

Parameter	Result	RL	MDL	DF	Qualifiers
Copper	ND	0.0100	0.00267	1.00	
Lead	ND	0.0100	0.00406	1.00	
Zinc	ND	0.0100	0.00352	1.00	

Method Blank	**099-14-304-424**	**N/A**	**Aqueous**	**ICP 7300**	**04/08/15**	**04/09/15 13:02**	**150408LA5F**

Comment(s): - Results were evaluated to the MDL (DL), concentrations >= to the MDL (DL) but < RL (LOQ), if found, are qualified with a "J" flag.

Parameter	Result	RL	MDL	DF	Qualifiers
Copper	ND	0.0100	0.00267	1.00	
Lead	ND	0.0100	0.00406	1.00	
Zinc	ND	0.0100	0.00352	1.00	

RL: Reporting Limit. DF: Dilution Factor. MDL: Method Detection Limit.

Return to Contents

eurofins | Calscience

Analytical Report

CDM Smith Inc.		Date Received:	04/07/15
600 Wilshire Boulevard, Suite 750		Work Order:	15-04-0490
Los Angeles, CA 90017-3255		Preparation:	EPA 5030C
		Method:	EPA 8260B
		Units:	ug/L
Project: Marina Del Rey Parking Lots 5 & 7			Page 1 of 10

Client Sample Number	Lab Sample Number	Date/Time Collected	Matrix	Instrument	Date Prepared	Date/Time Analyzed	QC Batch ID
5-2-I	**15-04-0490-1-A**	**04/07/15 16:50**	**Aqueous**	**GC/MS QQ**	**04/11/15**	**04/11/15 19:27**	**150411L010**

Comment(s): - Results were evaluated to the MDL (DL), concentrations >= to the MDL (DL) but < RL (LOQ), if found, are qualified with a "J" flag.

Parameter	Result	RL	MDL	DF	Qualifiers
Acetone	48	20	10	1.00	
Benzene	ND	0.50	0.14	1.00	
Bromobenzene	ND	1.0	0.30	1.00	
Bromochloromethane	ND	1.0	0.48	1.00	
Bromodichloromethane	ND	1.0	0.21	1.00	
Bromoform	ND	1.0	0.50	1.00	
Bromomethane	ND	10	3.9	1.00	
2-Butanone	5.8	10	2.2	1.00	J
n-Butylbenzene	ND	1.0	0.23	1.00	
sec-Butylbenzene	ND	1.0	0.25	1.00	
tert-Butylbenzene	ND	1.0	0.28	1.00	
Carbon Disulfide	ND	10	0.41	1.00	
Carbon Tetrachloride	ND	0.50	0.23	1.00	
Chlorobenzene	ND	1.0	0.17	1.00	
Chloroethane	ND	5.0	2.3	1.00	
Chloroform	ND	1.0	0.46	1.00	
Chloromethane	ND	10	1.8	1.00	
2-Chlorotoluene	ND	1.0	0.24	1.00	
4-Chlorotoluene	ND	1.0	0.13	1.00	
Dibromochloromethane	ND	1.0	0.25	1.00	
1,2-Dibromo-3-Chloropropane	ND	5.0	1.2	1.00	
1,2-Dibromoethane	ND	1.0	0.36	1.00	
Dibromomethane	ND	1.0	0.46	1.00	
1,2-Dichlorobenzene	ND	1.0	0.46	1.00	
1,3-Dichlorobenzene	ND	1.0	0.40	1.00	
1,4-Dichlorobenzene	ND	1.0	0.43	1.00	
Dichlorodifluoromethane	ND	1.0	0.46	1.00	
1,1-Dichloroethane	ND	1.0	0.28	1.00	
1,2-Dichloroethane	ND	0.50	0.24	1.00	
1,1-Dichloroethene	ND	1.0	0.43	1.00	
c-1,2-Dichloroethene	ND	1.0	0.48	1.00	
t-1,2-Dichloroethene	ND	1.0	0.37	1.00	
1,2-Dichloropropane	ND	1.0	0.42	1.00	
1,3-Dichloropropane	ND	1.0	0.30	1.00	

RL: Reporting Limit. DF: Dilution Factor. MDL: Method Detection Limit.

Return to Contents

eurofins | Calscience

Analytical Report

CDM Smith Inc.		Date Received:	04/07/15
600 Wilshire Boulevard, Suite 750		Work Order:	15-04-0490
Los Angeles, CA 90017-3255		Preparation:	EPA 5030C
		Method:	EPA 8260B
		Units:	ug/L
Project: Marina Del Rey Parking Lots 5 & 7			Page 2 of 10

Parameter	Result	RL	MDL	DF	Qualifiers
2,2-Dichloropropane	ND	1.0	0.36	1.00	
1,1-Dichloropropene	ND	1.0	0.46	1.00	
c-1,3-Dichloropropene	ND	0.50	0.25	1.00	
t-1,3-Dichloropropene	ND	0.50	0.25	1.00	
Ethylbenzene	ND	1.0	0.14	1.00	
2-Hexanone	ND	10	2.1	1.00	
Isopropylbenzene	ND	1.0	0.58	1.00	
p-Isopropyltoluene	ND	1.0	0.16	1.00	
Methylene Chloride	ND	10	0.64	1.00	
4-Methyl-2-Pentanone	ND	10	4.4	1.00	
Naphthalene	ND	10	2.5	1.00	
n-Propylbenzene	ND	1.0	0.17	1.00	
Styrene	ND	1.0	0.17	1.00	
1,1,1,2-Tetrachloroethane	ND	1.0	0.40	1.00	
1,1,2,2-Tetrachloroethane	ND	1.0	0.41	1.00	
Tetrachloroethene	ND	1.0	0.39	1.00	
Toluene	ND	1.0	0.24	1.00	
1,2,3-Trichlorobenzene	ND	1.0	0.51	1.00	
1,2,4-Trichlorobenzene	ND	1.0	0.50	1.00	
1,1,1-Trichloroethane	ND	1.0	0.30	1.00	
1,1,2-Trichloro-1,2,2-Trifluoroethane	ND	10	0.78	1.00	
1,1,2-Trichloroethane	ND	1.0	0.38	1.00	
Trichloroethene	ND	1.0	0.37	1.00	
Trichlorofluoromethane	ND	10	1.7	1.00	
1,2,3-Trichloropropane	ND	5.0	0.64	1.00	
1,2,4-Trimethylbenzene	ND	1.0	0.36	1.00	
1,3,5-Trimethylbenzene	ND	1.0	0.28	1.00	
Vinyl Acetate	ND	10	2.8	1.00	
Vinyl Chloride	ND	0.50	0.30	1.00	
p/m-Xylene	ND	1.0	0.30	1.00	
o-Xylene	ND	1.0	0.23	1.00	
Methyl-t-Butyl Ether (MTBE)	ND	1.0	0.31	1.00	

Surrogate	Rec. (%)	Control Limits	Qualifiers
1,4-Bromofluorobenzene	91	80-120	
Dibromofluoromethane	108	78-126	
1,2-Dichloroethane-d4	108	75-135	
Toluene-d8	99	80-120	

RL: Reporting Limit. DF: Dilution Factor. MDL: Method Detection Limit.

Return to Contents

eurofins | Calscience

Analytical Report

CDM Smith Inc.		Date Received:	04/07/15
600 Wilshire Boulevard, Suite 750		Work Order:	15-04-0490
Los Angeles, CA 90017-3255		Preparation:	EPA 5030C
		Method:	EPA 8260B
		Units:	ug/L
Project: Marina Del Rey Parking Lots 5 & 7			Page 3 of 10

Client Sample Number	Lab Sample Number	Date/Time Collected	Matrix	Instrument	Date Prepared	Date/Time Analyzed	QC Batch ID
5-2-IDUP	**15-04-0490-2-A**	**04/07/15 17:00**	**Aqueous**	**GC/MS QQ**	**04/11/15**	**04/11/15 19:54**	**150411L010**

Comment(s): - Results were evaluated to the MDL (DL), concentrations >= to the MDL (DL) but < RL (LOQ), if found, are qualified with a "J" flag.

Parameter	Result	RL	MDL	DF	Qualifiers
Acetone	51	20	10	1.00	
Benzene	ND	0.50	0.14	1.00	
Bromobenzene	ND	1.0	0.30	1.00	
Bromochloromethane	ND	1.0	0.48	1.00	
Bromodichloromethane	ND	1.0	0.21	1.00	
Bromoform	ND	1.0	0.50	1.00	
Bromomethane	ND	10	3.9	1.00	
2-Butanone	7.4	10	2.2	1.00	J
n-Butylbenzene	ND	1.0	0.23	1.00	
sec-Butylbenzene	ND	1.0	0.25	1.00	
tert-Butylbenzene	ND	1.0	0.28	1.00	
Carbon Disulfide	ND	10	0.41	1.00	
Carbon Tetrachloride	ND	0.50	0.23	1.00	
Chlorobenzene	ND	1.0	0.17	1.00	
Chloroethane	ND	5.0	2.3	1.00	
Chloroform	ND	1.0	0.46	1.00	
Chloromethane	ND	10	1.8	1.00	
2-Chlorotoluene	ND	1.0	0.24	1.00	
4-Chlorotoluene	ND	1.0	0.13	1.00	
Dibromochloromethane	ND	1.0	0.25	1.00	
1,2-Dibromo-3-Chloropropane	ND	5.0	1.2	1.00	
1,2-Dibromoethane	ND	1.0	0.36	1.00	
Dibromomethane	ND	1.0	0.46	1.00	
1,2-Dichlorobenzene	ND	1.0	0.46	1.00	
1,3-Dichlorobenzene	ND	1.0	0.40	1.00	
1,4-Dichlorobenzene	ND	1.0	0.43	1.00	
Dichlorodifluoromethane	ND	1.0	0.46	1.00	
1,1-Dichloroethane	ND	1.0	0.28	1.00	
1,2-Dichloroethane	ND	0.50	0.24	1.00	
1,1-Dichloroethene	ND	1.0	0.43	1.00	
c-1,2-Dichloroethene	ND	1.0	0.48	1.00	
t-1,2-Dichloroethene	ND	1.0	0.37	1.00	
1,2-Dichloropropane	ND	1.0	0.42	1.00	
1,3-Dichloropropane	ND	1.0	0.30	1.00	

RL: Reporting Limit. DF: Dilution Factor. MDL: Method Detection Limit.

Return to Contents

eurofins | Calscience

Analytical Report

CDM Smith Inc.		Date Received:	04/07/15
600 Wilshire Boulevard, Suite 750		Work Order:	15-04-0490
Los Angeles, CA 90017-3255		Preparation:	EPA 5030C
		Method:	EPA 8260B
		Units:	ug/L
Project: Marina Del Rey Parking Lots 5 & 7			Page 4 of 10

Parameter	Result	RL	MDL	DF	Qualifiers
2,2-Dichloropropane	ND	1.0	0.36	1.00	
1,1-Dichloropropene	ND	1.0	0.46	1.00	
c-1,3-Dichloropropene	ND	0.50	0.25	1.00	
t-1,3-Dichloropropene	ND	0.50	0.25	1.00	
Ethylbenzene	ND	1.0	0.14	1.00	
2-Hexanone	ND	10	2.1	1.00	
Isopropylbenzene	ND	1.0	0.58	1.00	
p-Isopropyltoluene	ND	1.0	0.16	1.00	
Methylene Chloride	ND	10	0.64	1.00	
4-Methyl-2-Pentanone	ND	10	4.4	1.00	
Naphthalene	ND	10	2.5	1.00	
n-Propylbenzene	ND	1.0	0.17	1.00	
Styrene	ND	1.0	0.17	1.00	
1,1,1,2-Tetrachloroethane	ND	1.0	0.40	1.00	
1,1,2,2-Tetrachloroethane	ND	1.0	0.41	1.00	
Tetrachloroethene	ND	1.0	0.39	1.00	
Toluene	ND	1.0	0.24	1.00	
1,2,3-Trichlorobenzene	ND	1.0	0.51	1.00	
1,2,4-Trichlorobenzene	ND	1.0	0.50	1.00	
1,1,1-Trichloroethane	ND	1.0	0.30	1.00	
1,1,2-Trichloro-1,2,2-Trifluoroethane	ND	10	0.78	1.00	
1,1,2-Trichloroethane	ND	1.0	0.38	1.00	
Trichloroethene	ND	1.0	0.37	1.00	
Trichlorofluoromethane	ND	10	1.7	1.00	
1,2,3-Trichloropropane	ND	5.0	0.64	1.00	
1,2,4-Trimethylbenzene	ND	1.0	0.36	1.00	
1,3,5-Trimethylbenzene	ND	1.0	0.28	1.00	
Vinyl Acetate	ND	10	2.8	1.00	
Vinyl Chloride	ND	0.50	0.30	1.00	
p/m-Xylene	ND	1.0	0.30	1.00	
o-Xylene	ND	1.0	0.23	1.00	
Methyl-t-Butyl Ether (MTBE)	ND	1.0	0.31	1.00	

Surrogate	Rec. (%)	Control Limits	Qualifiers
1,4-Bromofluorobenzene	91	80-120	
Dibromofluoromethane	105	78-126	
1,2-Dichloroethane-d4	106	75-135	
Toluene-d8	99	80-120	

RL: Reporting Limit. DF: Dilution Factor. MDL: Method Detection Limit.

Return to Contents

eurofins | Calscience

Analytical Report

CDM Smith Inc.		Date Received:	04/07/15
600 Wilshire Boulevard, Suite 750		Work Order:	15-04-0490
Los Angeles, CA 90017-3255		Preparation:	EPA 5030C
		Method:	EPA 8260B
		Units:	ug/L
Project: Marina Del Rey Parking Lots 5 & 7			Page 5 of 10

Client Sample Number	Lab Sample Number	Date/Time Collected	Matrix	Instrument	Date Prepared	Date/Time Analyzed	QC Batch ID
Blank	**15-04-0490-3-A**	**04/07/15 17:10**	**Aqueous**	**GC/MS BB**	**04/08/15**	**04/09/15 05:40**	**150408L033**

Comment(s): - Results were evaluated to the MDL (DL), concentrations >= to the MDL (DL) but < RL (LOQ), if found, are qualified with a "J" flag.

Parameter	Result	RL	MDL	DF	Qualifiers
Acetone	ND	20	10	1.00	
Benzene	ND	0.50	0.14	1.00	
Bromobenzene	ND	1.0	0.30	1.00	
Bromochloromethane	ND	1.0	0.48	1.00	
Bromodichloromethane	ND	1.0	0.21	1.00	
Bromoform	ND	1.0	0.50	1.00	
Bromomethane	ND	10	3.9	1.00	
2-Butanone	ND	10	2.2	1.00	
n-Butylbenzene	ND	1.0	0.23	1.00	
sec-Butylbenzene	ND	1.0	0.25	1.00	
tert-Butylbenzene	ND	1.0	0.28	1.00	
Carbon Disulfide	ND	10	0.41	1.00	
Carbon Tetrachloride	ND	0.50	0.23	1.00	
Chlorobenzene	ND	1.0	0.17	1.00	
Chloroethane	ND	5.0	2.3	1.00	
Chloroform	ND	1.0	0.46	1.00	
Chloromethane	ND	10	1.8	1.00	
2-Chlorotoluene	ND	1.0	0.24	1.00	
4-Chlorotoluene	ND	1.0	0.13	1.00	
Dibromochloromethane	ND	1.0	0.25	1.00	
1,2-Dibromo-3-Chloropropane	ND	5.0	1.2	1.00	
1,2-Dibromoethane	ND	1.0	0.36	1.00	
Dibromomethane	ND	1.0	0.46	1.00	
1,2-Dichlorobenzene	ND	1.0	0.46	1.00	
1,3-Dichlorobenzene	ND	1.0	0.40	1.00	
1,4-Dichlorobenzene	ND	1.0	0.43	1.00	
Dichlorodifluoromethane	ND	1.0	0.46	1.00	
1,1-Dichloroethane	ND	1.0	0.28	1.00	
1,2-Dichloroethane	ND	0.50	0.24	1.00	
1,1-Dichloroethene	ND	1.0	0.43	1.00	
c-1,2-Dichloroethene	ND	1.0	0.48	1.00	
t-1,2-Dichloroethene	ND	1.0	0.37	1.00	
1,2-Dichloropropane	ND	1.0	0.42	1.00	
1,3-Dichloropropane	ND	1.0	0.30	1.00	

RL: Reporting Limit. DF: Dilution Factor. MDL: Method Detection Limit.

Return to Contents

eurofins | Calscience

Analytical Report

CDM Smith Inc.		Date Received:	04/07/15
600 Wilshire Boulevard, Suite 750		Work Order:	15-04-0490
Los Angeles, CA 90017-3255		Preparation:	EPA 5030C
		Method:	EPA 8260B
		Units:	ug/L
Project: Marina Del Rey Parking Lots 5 & 7			Page 6 of 10

Parameter	Result	RL	MDL	DF	Qualifiers
2,2-Dichloropropane	ND	1.0	0.36	1.00	
1,1-Dichloropropene	ND	1.0	0.46	1.00	
c-1,3-Dichloropropene	ND	0.50	0.25	1.00	
t-1,3-Dichloropropene	ND	0.50	0.25	1.00	
Ethylbenzene	ND	1.0	0.14	1.00	
2-Hexanone	ND	10	2.1	1.00	
Isopropylbenzene	ND	1.0	0.58	1.00	
p-Isopropyltoluene	ND	1.0	0.16	1.00	
Methylene Chloride	ND	10	0.64	1.00	
4-Methyl-2-Pentanone	ND	10	4.4	1.00	
Naphthalene	ND	10	2.5	1.00	
n-Propylbenzene	ND	1.0	0.17	1.00	
Styrene	ND	1.0	0.17	1.00	
1,1,1,2-Tetrachloroethane	ND	1.0	0.40	1.00	
1,1,2,2-Tetrachloroethane	ND	1.0	0.41	1.00	
Tetrachloroethene	ND	1.0	0.39	1.00	
Toluene	ND	1.0	0.24	1.00	
1,2,3-Trichlorobenzene	ND	1.0	0.51	1.00	
1,2,4-Trichlorobenzene	ND	1.0	0.50	1.00	
1,1,1-Trichloroethane	ND	1.0	0.30	1.00	
1,1,2-Trichloro-1,2,2-Trifluoroethane	ND	10	0.78	1.00	
1,1,2-Trichloroethane	ND	1.0	0.38	1.00	
Trichloroethene	ND	1.0	0.37	1.00	
Trichlorofluoromethane	ND	10	1.7	1.00	
1,2,3-Trichloropropane	ND	5.0	0.64	1.00	
1,2,4-Trimethylbenzene	ND	1.0	0.36	1.00	
1,3,5-Trimethylbenzene	ND	1.0	0.28	1.00	
Vinyl Acetate	ND	10	2.8	1.00	
Vinyl Chloride	ND	0.50	0.30	1.00	
p/m-Xylene	ND	1.0	0.30	1.00	
o-Xylene	ND	1.0	0.23	1.00	
Methyl-t-Butyl Ether (MTBE)	ND	1.0	0.31	1.00	

Surrogate	Rec. (%)	Control Limits	Qualifiers
1,4-Bromofluorobenzene	94	80-120	
Dibromofluoromethane	103	78-126	
1,2-Dichloroethane-d4	104	75-135	
Toluene-d8	99	80-120	

RL: Reporting Limit. DF: Dilution Factor. MDL: Method Detection Limit.

Return to Contents

eurofins | Calscience

Analytical Report

CDM Smith Inc.		Date Received:	04/07/15
600 Wilshire Boulevard, Suite 750		Work Order:	15-04-0490
Los Angeles, CA 90017-3255		Preparation:	EPA 5030C
		Method:	EPA 8260B
		Units:	ug/L
Project: Marina Del Rey Parking Lots 5 & 7			Page 7 of 10

Client Sample Number	Lab Sample Number	Date/Time Collected	Matrix	Instrument	Date Prepared	Date/Time Analyzed	QC Batch ID
Method Blank	**099-14-001-16821**	**N/A**	**Aqueous**	**GC/MS BB**	**04/08/15**	**04/08/15 23:42**	**150408L033**

Comment(s): - Results were evaluated to the MDL (DL), concentrations >= to the MDL (DL) but < RL (LOQ), if found, are qualified with a "J" flag.

Parameter	Result	RL	MDL	DF	Qualifiers
Acetone	ND	20	10	1.00	
Benzene	ND	0.50	0.14	1.00	
Bromobenzene	ND	1.0	0.30	1.00	
Bromochloromethane	ND	1.0	0.48	1.00	
Bromodichloromethane	ND	1.0	0.21	1.00	
Bromoform	ND	1.0	0.50	1.00	
Bromomethane	ND	10	3.9	1.00	
2-Butanone	ND	10	2.2	1.00	
n-Butylbenzene	ND	1.0	0.23	1.00	
sec-Butylbenzene	ND	1.0	0.25	1.00	
tert-Butylbenzene	ND	1.0	0.28	1.00	
Carbon Disulfide	ND	10	0.41	1.00	
Carbon Tetrachloride	ND	0.50	0.23	1.00	
Chlorobenzene	ND	1.0	0.17	1.00	
Chloroethane	ND	5.0	2.3	1.00	
Chloroform	ND	1.0	0.46	1.00	
Chloromethane	ND	10	1.8	1.00	
2-Chlorotoluene	ND	1.0	0.24	1.00	
4-Chlorotoluene	ND	1.0	0.13	1.00	
Dibromochloromethane	ND	1.0	0.25	1.00	
1,2-Dibromo-3-Chloropropane	ND	5.0	1.2	1.00	
1,2-Dibromoethane	ND	1.0	0.36	1.00	
Dibromomethane	ND	1.0	0.46	1.00	
1,2-Dichlorobenzene	ND	1.0	0.46	1.00	
1,3-Dichlorobenzene	ND	1.0	0.40	1.00	
1,4-Dichlorobenzene	ND	1.0	0.43	1.00	
Dichlorodifluoromethane	ND	1.0	0.46	1.00	
1,1-Dichloroethane	ND	1.0	0.28	1.00	
1,2-Dichloroethane	ND	0.50	0.24	1.00	
1,1-Dichloroethene	ND	1.0	0.43	1.00	
c-1,2-Dichloroethene	ND	1.0	0.48	1.00	
t-1,2-Dichloroethene	ND	1.0	0.37	1.00	
1,2-Dichloropropane	ND	1.0	0.42	1.00	
1,3-Dichloropropane	ND	1.0	0.30	1.00	

RL: Reporting Limit. DF: Dilution Factor. MDL: Method Detection Limit.

Return to Contents

eurofins | Calscience

Analytical Report

CDM Smith Inc.		Date Received:	04/07/15
600 Wilshire Boulevard, Suite 750		Work Order:	15-04-0490
Los Angeles, CA 90017-3255		Preparation:	EPA 5030C
		Method:	EPA 8260B
		Units:	ug/L
Project: Marina Del Rey Parking Lots 5 & 7			Page 8 of 10

Parameter	Result	RL	MDL	DF	Qualifiers
2,2-Dichloropropane	ND	1.0	0.36	1.00	
1,1-Dichloropropene	ND	1.0	0.46	1.00	
c-1,3-Dichloropropene	ND	0.50	0.25	1.00	
t-1,3-Dichloropropene	ND	0.50	0.25	1.00	
Ethylbenzene	ND	1.0	0.14	1.00	
2-Hexanone	ND	10	2.1	1.00	
Isopropylbenzene	ND	1.0	0.58	1.00	
p-Isopropyltoluene	ND	1.0	0.16	1.00	
Methylene Chloride	ND	10	0.64	1.00	
4-Methyl-2-Pentanone	ND	10	4.4	1.00	
Naphthalene	ND	10	2.5	1.00	
n-Propylbenzene	ND	1.0	0.17	1.00	
Styrene	ND	1.0	0.17	1.00	
1,1,1,2-Tetrachloroethane	ND	1.0	0.40	1.00	
1,1,2,2-Tetrachloroethane	ND	1.0	0.41	1.00	
Tetrachloroethene	ND	1.0	0.39	1.00	
Toluene	ND	1.0	0.24	1.00	
1,2,3-Trichlorobenzene	ND	1.0	0.51	1.00	
1,2,4-Trichlorobenzene	ND	1.0	0.50	1.00	
1,1,1-Trichloroethane	ND	1.0	0.30	1.00	
1,1,2-Trichloro-1,2,2-Trifluoroethane	ND	10	0.78	1.00	
1,1,2-Trichloroethane	ND	1.0	0.38	1.00	
Trichloroethene	ND	1.0	0.37	1.00	
Trichlorofluoromethane	ND	10	1.7	1.00	
1,2,3-Trichloropropane	ND	5.0	0.64	1.00	
1,2,4-Trimethylbenzene	ND	1.0	0.36	1.00	
1,3,5-Trimethylbenzene	ND	1.0	0.28	1.00	
Vinyl Acetate	ND	10	2.8	1.00	
Vinyl Chloride	ND	0.50	0.30	1.00	
p/m-Xylene	ND	1.0	0.30	1.00	
o-Xylene	ND	1.0	0.23	1.00	
Methyl-t-Butyl Ether (MTBE)	ND	1.0	0.31	1.00	

Surrogate	Rec. (%)	Control Limits	Qualifiers
1,4-Bromofluorobenzene	95	80-120	
Dibromofluoromethane	99	78-126	
1,2-Dichloroethane-d4	102	75-135	
Toluene-d8	98	80-120	

RL: Reporting Limit. DF: Dilution Factor. MDL: Method Detection Limit.

Return to Contents

eurofins | Calscience

Analytical Report

CDM Smith Inc.		Date Received:	04/07/15
600 Wilshire Boulevard, Suite 750		Work Order:	15-04-0490
Los Angeles, CA 90017-3255		Preparation:	EPA 5030C
		Method:	EPA 8260B
		Units:	ug/L
Project: Marina Del Rey Parking Lots 5 & 7			Page 9 of 10

Client Sample Number	Lab Sample Number	Date/Time Collected	Matrix	Instrument	Date Prepared	Date/Time Analyzed	QC Batch ID
Method Blank	**099-14-001-16852**	**N/A**	**Aqueous**	**GC/MS QQ**	**04/11/15**	**04/11/15 12:19**	**150411L010**

Comment(s): - Results were evaluated to the MDL (DL), concentrations >= to the MDL (DL) but < RL (LOQ), if found, are qualified with a "J" flag.

Parameter	Result	RL	MDL	DF	Qualifiers
Acetone	ND	20	10	1.00	
Benzene	ND	0.50	0.14	1.00	
Bromobenzene	ND	1.0	0.30	1.00	
Bromochloromethane	ND	1.0	0.48	1.00	
Bromodichloromethane	ND	1.0	0.21	1.00	
Bromoform	ND	1.0	0.50	1.00	
Bromomethane	ND	10	3.9	1.00	
2-Butanone	ND	10	2.2	1.00	
n-Butylbenzene	ND	1.0	0.23	1.00	
sec-Butylbenzene	ND	1.0	0.25	1.00	
tert-Butylbenzene	ND	1.0	0.28	1.00	
Carbon Disulfide	ND	10	0.41	1.00	
Carbon Tetrachloride	ND	0.50	0.23	1.00	
Chlorobenzene	ND	1.0	0.17	1.00	
Chloroethane	ND	5.0	2.3	1.00	
Chloroform	ND	1.0	0.46	1.00	
Chloromethane	ND	10	1.8	1.00	
2-Chlorotoluene	ND	1.0	0.24	1.00	
4-Chlorotoluene	ND	1.0	0.13	1.00	
Dibromochloromethane	ND	1.0	0.25	1.00	
1,2-Dibromo-3-Chloropropane	ND	5.0	1.2	1.00	
1,2-Dibromoethane	ND	1.0	0.36	1.00	
Dibromomethane	ND	1.0	0.46	1.00	
1,2-Dichlorobenzene	ND	1.0	0.46	1.00	
1,3-Dichlorobenzene	ND	1.0	0.40	1.00	
1,4-Dichlorobenzene	ND	1.0	0.43	1.00	
Dichlorodifluoromethane	ND	1.0	0.46	1.00	
1,1-Dichloroethane	ND	1.0	0.28	1.00	
1,2-Dichloroethane	ND	0.50	0.24	1.00	
1,1-Dichloroethene	ND	1.0	0.43	1.00	
c-1,2-Dichloroethene	ND	1.0	0.48	1.00	
t-1,2-Dichloroethene	ND	1.0	0.37	1.00	
1,2-Dichloropropane	ND	1.0	0.42	1.00	
1,3-Dichloropropane	ND	1.0	0.30	1.00	

RL: Reporting Limit. DF: Dilution Factor. MDL: Method Detection Limit.

Return to Contents

eurofins | Calscience

Analytical Report

CDM Smith Inc.		Date Received:	04/07/15
600 Wilshire Boulevard, Suite 750		Work Order:	15-04-0490
Los Angeles, CA 90017-3255		Preparation:	EPA 5030C
		Method:	EPA 8260B
		Units:	ug/L
Project: Marina Del Rey Parking Lots 5 & 7			Page 10 of 10

Parameter	Result	RL	MDL	DF	Qualifiers
2,2-Dichloropropane	ND	1.0	0.36	1.00	
1,1-Dichloropropene	ND	1.0	0.46	1.00	
c-1,3-Dichloropropene	ND	0.50	0.25	1.00	
t-1,3-Dichloropropene	ND	0.50	0.25	1.00	
Ethylbenzene	ND	1.0	0.14	1.00	
2-Hexanone	ND	10	2.1	1.00	
Isopropylbenzene	ND	1.0	0.58	1.00	
p-Isopropyltoluene	ND	1.0	0.16	1.00	
Methylene Chloride	ND	10	0.64	1.00	
4-Methyl-2-Pentanone	ND	10	4.4	1.00	
Naphthalene	ND	10	2.5	1.00	
n-Propylbenzene	ND	1.0	0.17	1.00	
Styrene	ND	1.0	0.17	1.00	
1,1,1,2-Tetrachloroethane	ND	1.0	0.40	1.00	
1,1,2,2-Tetrachloroethane	ND	1.0	0.41	1.00	
Tetrachloroethene	ND	1.0	0.39	1.00	
Toluene	ND	1.0	0.24	1.00	
1,2,3-Trichlorobenzene	ND	1.0	0.51	1.00	
1,2,4-Trichlorobenzene	ND	1.0	0.50	1.00	
1,1,1-Trichloroethane	ND	1.0	0.30	1.00	
1,1,2-Trichloro-1,2,2-Trifluoroethane	ND	10	0.78	1.00	
1,1,2-Trichloroethane	ND	1.0	0.38	1.00	
Trichloroethene	ND	1.0	0.37	1.00	
Trichlorofluoromethane	ND	10	1.7	1.00	
1,2,3-Trichloropropane	ND	5.0	0.64	1.00	
1,2,4-Trimethylbenzene	ND	1.0	0.36	1.00	
1,3,5-Trimethylbenzene	ND	1.0	0.28	1.00	
Vinyl Acetate	ND	10	2.8	1.00	
Vinyl Chloride	ND	0.50	0.30	1.00	
p/m-Xylene	ND	1.0	0.30	1.00	
o-Xylene	ND	1.0	0.23	1.00	
Methyl-t-Butyl Ether (MTBE)	ND	1.0	0.31	1.00	

Surrogate	Rec. (%)	Control Limits	Qualifiers
1,4-Bromofluorobenzene	91	80-120	
Dibromofluoromethane	104	78-126	
1,2-Dichloroethane-d4	106	75-135	
Toluene-d8	103	80-120	

RL: Reporting Limit. DF: Dilution Factor. MDL: Method Detection Limit.

Return to Contents

eurofins | Calscience

Analytical Report

CDM Smith Inc.
600 Wilshire Boulevard, Suite 750
Los Angeles, CA 90017-3255
Project: Marina Del Rey Parking Lots 5 & 7

Date Received: 04/07/15
Work Order: 15-04-0490

Page 1 of 1

Client Sample Number	Lab Sample Number	Date/Time Collected	Matrix
5-2-I	**15-04-0490-1**	**04/07/15 16:50**	**Aqueous**

Parameter	Results	RL	DF	Qualifiers	Units	Date Prepared	Date Analyzed	Method
Hardness, Total (as CaCO3)	70	20	10.0		mg/L	N/A	04/09/15	SM 2340C
Solids, Total Suspended	137	1.00	1.00		mg/L	04/10/15	04/10/15	SM 2540 D

5-2-IDUP	**15-04-0490-2**	**04/07/15 17:00**	**Aqueous**

Parameter	Results	RL	DF	Qualifiers	Units	Date Prepared	Date Analyzed	Method
Hardness, Total (as CaCO3)	80	20	10.0		mg/L	N/A	04/09/15	SM 2340C
Solids, Total Suspended	38	1.0	1.00		mg/L	04/10/15	04/10/15	SM 2540 D

Blank	**15-04-0490-3**	**04/07/15 17:10**	**Aqueous**

Parameter	Results	RL	DF	Qualifiers	Units	Date Prepared	Date Analyzed	Method
Hardness, Total (as CaCO3)	ND	2.0	1.00		mg/L	N/A	04/09/15	SM 2340C
Solids, Total Suspended	ND	1.0	1.00		mg/L	04/10/15	04/10/15	SM 2540 D

Method Blank		**N/A**	**Aqueous**

Parameter	Results	RL	DF	Qualifiers	Units	Date Prepared	Date Analyzed	Method
Hardness, Total (as CaCO3)	ND	2.0	1.00		mg/L	N/A	04/09/15	SM 2340C
Solids, Total Suspended	ND	1.0	1.00		mg/L	04/10/15	04/10/15	SM 2540 D

Return to Contents

RL: Reporting Limit. DF: Dilution Factor. MDL: Method Detection Limit.

eurofins | Calscience

Quality Control - Spike/Spike Duplicate

CDM Smith Inc.		Date Received:	04/07/15
600 Wilshire Boulevard, Suite 750		Work Order:	15-04-0490
Los Angeles, CA 90017-3255		Preparation:	EPA 5030C
		Method:	EPA 8015B
Project: Marina Del Rey Parking Lots 5 & 7			Page 1 of 6

Quality Control Sample ID	Type	Matrix	Instrument	Date Prepared	Date Analyzed	MS/MSD Batch Number
5-2-I	**Sample**	**Aqueous**	**GC 56**	**04/09/15**	**04/10/15 09:26**	**150409S021**
5-2-I	**Matrix Spike**	**Aqueous**	**GC 56**	**04/09/15**	**04/10/15 09:57**	**150409S021**
5-2-I	**Matrix Spike Duplicate**	**Aqueous**	**GC 56**	**04/09/15**	**04/10/15 10:29**	**150409S021**

Parameter	Sample Conc.	Spike Added	MS Conc.	MS %Rec.	MSD Conc.	MSD %Rec.	%Rec. CL	RPD	RPD CL	Qualifiers
Gasoline Range Organics	ND	2000	1723	86	1733	87	68-122	1	0-18	

RPD: Relative Percent Difference. CL: Control Limits

Return to Contents

eurofins | Calscience

Quality Control - Spike/Spike Duplicate

CDM Smith Inc.		Date Received:	04/07/15
600 Wilshire Boulevard, Suite 750		Work Order:	15-04-0490
Los Angeles, CA 90017-3255		Preparation:	N/A
		Method:	EPA 200.7
Project: Marina Del Rey Parking Lots 5 & 7			Page 2 of 6

Quality Control Sample ID	Type	Matrix	Instrument	Date Prepared	Date Analyzed	MS/MSD Batch Number
15-04-0560-1	**Sample**	**Aqueous**	**ICP 7300**	**04/08/15**	**04/09/15 14:28**	**150408SA6**
15-04-0560-1	**Matrix Spike**	**Aqueous**	**ICP 7300**	**04/08/15**	**04/09/15 14:30**	**150408SA6**
15-04-0560-1	**Matrix Spike Duplicate**	**Aqueous**	**ICP 7300**	**04/08/15**	**04/09/15 14:31**	**150408SA6**

Parameter	Sample Conc.	Spike Added	MS Conc.	MS %Rec.	MSD Conc.	MSD %Rec.	%Rec. CL	RPD	RPD CL	Qualifiers
Copper	ND	0.5000	0.5846	117	0.5852	117	80-120	0	0-20	
Lead	ND	0.5000	0.5398	108	0.5369	107	80-120	1	0-20	
Zinc	1.017	0.5000	1.629	122	1.593	115	80-120	2	0-20	3

RPD: Relative Percent Difference. CL: Control Limits

Return to Contents

eurofins | Calscience

Quality Control - Spike/Spike Duplicate

CDM Smith Inc.		Date Received:	04/07/15
600 Wilshire Boulevard, Suite 750		Work Order:	15-04-0490
Los Angeles, CA 90017-3255		Preparation:	Filtered
		Method:	EPA 200.7
Project: Marina Del Rey Parking Lots 5 & 7			Page 3 of 6

Quality Control Sample ID	Type	Matrix	Instrument	Date Prepared	Date Analyzed	MS/MSD Batch Number
15-04-0482-6	**Sample**	**Aqueous**	**ICP 7300**	**04/08/15**	**04/09/15 14:37**	**150408SA5**
15-04-0482-6	**Matrix Spike**	**Aqueous**	**ICP 7300**	**04/08/15**	**04/09/15 14:39**	**150408SA5**
15-04-0482-6	**Matrix Spike Duplicate**	**Aqueous**	**ICP 7300**	**04/08/15**	**04/09/15 14:41**	**150408SA5**

Parameter	Sample Conc.	Spike Added	MS Conc.	MS %Rec.	MSD Conc.	MSD %Rec.	%Rec. CL	RPD	RPD CL	Qualifiers
Copper	ND	0.5000	0.4851	97	0.5048	101	80-120	4	0-20	
Lead	ND	0.5000	0.5172	103	0.5372	107	80-120	4	0-20	
Zinc	0.01117	0.5000	0.5598	110	0.5931	116	80-120	6	0-20	

RPD: Relative Percent Difference. CL: Control Limits

Return to Contents

eurofins | Calscience

Quality Control - Spike/Spike Duplicate

CDM Smith Inc.		Date Received:	04/07/15
600 Wilshire Boulevard, Suite 750		Work Order:	15-04-0490
Los Angeles, CA 90017-3255		Preparation:	EPA 5030C
		Method:	EPA 8260B
Project: Marina Del Rey Parking Lots 5 & 7			Page 4 of 6

Quality Control Sample ID	Type	Matrix	Instrument	Date Prepared	Date Analyzed	MS/MSD Batch Number
15-04-0487-12	**Sample**	**Aqueous**	**GC/MS BB**	**04/08/15**	**04/09/15 01:05**	**150408S029**
15-04-0487-12	**Matrix Spike**	**Aqueous**	**GC/MS BB**	**04/08/15**	**04/09/15 01:32**	**150408S029**
15-04-0487-12	**Matrix Spike Duplicate**	**Aqueous**	**GC/MS BB**	**04/08/15**	**04/09/15 02:00**	**150408S029**

Parameter	Sample Conc.	Spike Added	MS Conc.	MS %Rec.	MSD Conc.	MSD %Rec.	%Rec. CL	RPD	RPD CL	Qualifiers
Acetone	ND	50.00	50.68	101	53.28	107	10-150	5	0-20	
Benzene	ND	50.00	50.36	101	50.54	101	72-120	0	0-20	
Bromobenzene	ND	50.00	51.01	102	51.79	104	10-150	2	0-20	
Bromochloromethane	ND	50.00	50.78	102	52.40	105	10-150	3	0-20	
Bromodichloromethane	ND	50.00	50.54	101	51.55	103	10-150	2	0-20	
Bromoform	ND	50.00	56.18	112	59.61	119	10-150	6	0-20	
Bromomethane	ND	50.00	52.42	105	52.17	104	10-150	0	0-20	
2-Butanone	ND	50.00	52.65	105	53.39	107	10-150	1	0-20	
n-Butylbenzene	ND	50.00	49.23	98	50.92	102	10-150	3	0-20	
sec-Butylbenzene	ND	50.00	53.44	107	55.11	110	10-150	3	0-20	
tert-Butylbenzene	ND	50.00	53.54	107	56.18	112	10-150	5	0-20	
Carbon Disulfide	ND	50.00	43.03	86	45.33	91	10-150	5	0-20	
Carbon Tetrachloride	ND	50.00	46.83	94	50.22	100	63-135	7	0-20	
Chlorobenzene	ND	50.00	51.12	102	51.54	103	80-120	1	0-20	
Chloroethane	ND	50.00	39.66	79	42.09	84	10-150	6	0-20	
Chloroform	ND	50.00	50.63	101	50.94	102	10-150	1	0-20	
Chloromethane	ND	50.00	43.22	86	45.41	91	10-150	5	0-20	
2-Chlorotoluene	ND	50.00	53.23	106	54.83	110	10-150	3	0-20	
4-Chlorotoluene	ND	50.00	51.27	103	52.85	106	10-150	3	0-20	
Dibromochloromethane	ND	50.00	55.00	110	55.27	111	10-150	0	0-20	
1,2-Dibromo-3-Chloropropane	ND	50.00	47.68	95	48.82	98	10-150	2	0-20	
1,2-Dibromoethane	ND	50.00	53.26	107	52.13	104	80-120	2	0-20	
Dibromomethane	ND	50.00	52.99	106	52.60	105	10-150	1	0-20	
1,2-Dichlorobenzene	ND	50.00	51.03	102	52.07	104	80-120	2	0-20	
1,3-Dichlorobenzene	ND	50.00	49.05	98	50.91	102	10-150	4	0-20	
1,4-Dichlorobenzene	ND	50.00	45.99	92	47.24	94	10-150	3	0-20	
Dichlorodifluoromethane	1.016	50.00	46.98	92	49.90	98	10-150	6	0-20	
1,1-Dichloroethane	ND	50.00	49.94	100	50.71	101	10-150	2	0-20	
1,2-Dichloroethane	ND	50.00	51.30	103	51.04	102	10-150	1	0-20	
1,1-Dichloroethene	3.918	50.00	49.72	92	51.72	96	60-132	4	0-25	
c-1,2-Dichloroethene	4.158	50.00	56.34	104	58.12	108	10-150	3	0-20	
t-1,2-Dichloroethene	ND	50.00	50.24	100	51.50	103	10-150	2	0-20	
1,2-Dichloropropane	ND	50.00	51.45	103	51.81	104	10-150	1	0-20	
1,3-Dichloropropane	ND	50.00	53.72	107	52.67	105	10-150	2	0-20	
2,2-Dichloropropane	ND	50.00	40.04	80	43.17	86	10-150	8	0-20	

RPD: Relative Percent Difference. CL: Control Limits

Return to Contents

eurofins | Calscience

Quality Control - Spike/Spike Duplicate

CDM Smith Inc.		Date Received:	04/07/15
600 Wilshire Boulevard, Suite 750		Work Order:	15-04-0490
Los Angeles, CA 90017-3255		Preparation:	EPA 5030C
		Method:	EPA 8260B
Project: Marina Del Rey Parking Lots 5 & 7			Page 5 of 6

Parameter	Sample Conc.	Spike Added	MS Conc.	MS %Rec.	MSD Conc.	MSD %Rec.	%Rec. CL	RPD	RPD CL	Qualifiers
1,1-Dichloropropene	ND	50.00	46.03	92	46.54	93	10-150	1	0-20	
c-1,3-Dichloropropene	ND	50.00	45.27	91	46.65	93	10-150	3	0-20	
t-1,3-Dichloropropene	ND	50.00	42.73	85	42.62	85	10-150	0	0-20	
Ethylbenzene	ND	50.00	51.64	103	52.17	104	78-120	1	0-20	
2-Hexanone	ND	50.00	51.82	104	52.45	105	10-150	1	0-20	
Isopropylbenzene	ND	50.00	54.65	109	55.79	112	10-150	2	0-20	
p-Isopropyltoluene	ND	50.00	50.22	100	51.59	103	10-150	3	0-20	
Methylene Chloride	ND	50.00	50.43	101	53.60	107	10-150	6	0-20	
4-Methyl-2-Pentanone	ND	50.00	53.11	106	53.33	107	10-150	0	0-20	
Naphthalene	ND	50.00	52.18	104	53.50	107	10-150	2	0-20	
n-Propylbenzene	ND	50.00	53.48	107	54.73	109	10-150	2	0-20	
Styrene	ND	50.00	51.73	103	53.35	107	10-150	3	0-20	
1,1,1,2-Tetrachloroethane	ND	50.00	52.60	105	53.60	107	10-150	2	0-20	
1,1,2,2-Tetrachloroethane	ND	50.00	55.10	110	57.46	115	10-150	4	0-20	
Tetrachloroethene	18.43	50.00	70.07	103	63.28	90	10-150	10	0-20	
Toluene	ND	50.00	49.45	99	50.65	101	74-122	2	0-20	
1,2,3-Trichlorobenzene	ND	50.00	49.51	99	50.23	100	10-150	1	0-20	
1,2,4-Trichlorobenzene	ND	50.00	46.63	93	48.20	96	10-150	3	0-20	
1,1,1-Trichloroethane	ND	50.00	47.78	96	49.99	100	10-150	5	0-20	
1,1,2-Trichloro-1,2,2-Trifluoroethane	ND	50.00	48.41	97	48.98	98	10-150	1	0-20	
1,1,2-Trichloroethane	ND	50.00	53.96	108	52.50	105	10-150	3	0-20	
Trichloroethene	55.06	50.00	98.54	87	97.21	84	69-120	1	0-20	
Trichlorofluoromethane	ND	50.00	43.90	88	46.38	93	10-150	5	0-20	
1,2,3-Trichloropropane	ND	50.00	48.43	97	47.14	94	10-150	3	0-20	
1,2,4-Trimethylbenzene	ND	50.00	49.79	100	51.26	103	10-150	3	0-20	
1,3,5-Trimethylbenzene	ND	50.00	52.87	106	53.68	107	10-150	2	0-20	
Vinyl Acetate	ND	50.00	38.07	76	43.08	86	10-150	12	0-20	
Vinyl Chloride	ND	50.00	46.52	93	50.05	100	58-130	7	0-20	
p/m-Xylene	ND	100.0	108.0	108	109.5	109	10-150	1	0-20	
o-Xylene	ND	50.00	54.96	110	56.23	112	10-150	2	0-20	
Methyl-t-Butyl Ether (MTBE)	ND	50.00	51.32	103	52.92	106	72-126	3	0-20	

RPD: Relative Percent Difference. CL: Control Limits

Return to Contents

eurofins | Calscience

Quality Control - Spike/Spike Duplicate

CDM Smith Inc.		Date Received:	04/07/15
600 Wilshire Boulevard, Suite 750		Work Order:	15-04-0490
Los Angeles, CA 90017-3255		Preparation:	EPA 5030C
		Method:	EPA 8260B
Project: Marina Del Rey Parking Lots 5 & 7			Page 6 of 6

Quality Control Sample ID	Type	Matrix	Instrument	Date Prepared	Date Analyzed	MS/MSD Batch Number
15-04-0750-4	**Sample**	**Aqueous**	**GC/MS QQ**	**04/11/15**	**04/11/15 13:13**	**150411S011**
15-04-0750-4	**Matrix Spike**	**Aqueous**	**GC/MS QQ**	**04/11/15**	**04/11/15 13:40**	**150411S011**
15-04-0750-4	**Matrix Spike Duplicate**	**Aqueous**	**GC/MS QQ**	**04/11/15**	**04/11/15 14:06**	**150411S011**

Parameter	Sample Conc.	Spike Added	MS Conc.	MS %Rec.	MSD Conc.	MSD %Rec.	%Rec. CL	RPD	RPD CL	Qualifiers
Benzene	7.873	50.00	56.35	97	54.38	93	74-122	4	0-21	
Carbon Tetrachloride	ND	50.00	53.51	107	50.81	102	60-144	5	0-21	
Chlorobenzene	ND	50.00	50.29	101	49.17	98	73-120	2	0-22	
1,2-Dibromoethane	ND	50.00	52.49	105	51.35	103	80-122	2	0-20	
1,2-Dichlorobenzene	ND	50.00	51.36	103	51.35	103	70-120	0	0-26	
1,2-Dichloroethane	11.42	50.00	61.33	100	59.53	96	64-142	3	0-20	
1,1-Dichloroethene	1.228	50.00	49.95	97	45.73	89	52-136	9	0-21	
Ethylbenzene	ND	50.00	53.49	107	54.06	108	77-125	1	0-24	
Toluene	ND	50.00	52.46	105	50.67	101	72-126	3	0-23	
Trichloroethene	73.21	50.00	113.3	80	107.6	69	74-128	5	0-22	3
Vinyl Chloride	4.506	50.00	50.93	93	49.96	91	67-133	2	0-20	
p/m-Xylene	ND	100.0	108.3	108	107.7	108	63-129	1	0-25	
o-Xylene	ND	50.00	54.36	109	54.30	109	62-128	0	0-24	
Methyl-t-Butyl Ether (MTBE)	ND	50.00	49.20	98	50.22	100	68-134	2	0-21	

Return to Contents

RPD: Relative Percent Difference. CL: Control Limits

eurofins | Calscience

Quality Control - Sample Duplicate

CDM Smith Inc.		Date Received:	04/07/15
600 Wilshire Boulevard, Suite 750		Work Order:	15-04-0490
Los Angeles, CA 90017-3255		Preparation:	N/A
		Method:	SM 2340C
Project: Marina Del Rey Parking Lots 5 & 7			Page 1 of 2

Quality Control Sample ID	Type	Matrix	Instrument	Date Prepared	Date Analyzed	Duplicate Batch Number
15-04-0076-7	**Sample**	**Aqueous**	**BUR21**	**N/A**	**04/09/15 18:05**	**F0409HARD1**
15-04-0076-7	**Sample Duplicate**	**Aqueous**	**BUR21**	**N/A**	**04/09/15 18:05**	**F0409HARD1**

Parameter	Sample Conc.	DUP Conc.	RPD	RPD CL	Qualifiers
Hardness, Total (as CaCO3)	442.0	442.0	0	0-25	

RPD: Relative Percent Difference. CL: Control Limits

Return to Contents

eurofins | Calscience

Quality Control - Sample Duplicate

CDM Smith Inc.		Date Received:	04/07/15
600 Wilshire Boulevard, Suite 750		Work Order:	15-04-0490
Los Angeles, CA 90017-3255		Preparation:	N/A
		Method:	SM 2540 D
Project: Marina Del Rey Parking Lots 5 & 7			Page 2 of 2

Quality Control Sample ID	Type	Matrix	Instrument	Date Prepared	Date Analyzed	Duplicate Batch Number
15-04-0506-5	**Sample**	**Aqueous**	**N/A**	**04/10/15 00:00**	**04/10/15 18:00**	**F0410TSSD2**
15-04-0506-5	**Sample Duplicate**	**Aqueous**	**N/A**	**04/10/15 00:00**	**04/10/15 18:00**	**F0410TSSD2**

Parameter	Sample Conc.	DUP Conc.	RPD	RPD CL	Qualifiers
Solids, Total Suspended	324.4	324.4	0	0-20	

RPD: Relative Percent Difference. CL: Control Limits

Return to Contents

eurofins | Calscience

Quality Control - LCS/LCSD

CDM Smith Inc.		Date Received:	04/07/15
600 Wilshire Boulevard, Suite 750		Work Order:	15-04-0490
Los Angeles, CA 90017-3255		Preparation:	N/A
		Method:	SM 2540 D
Project: Marina Del Rey Parking Lots 5 & 7			Page 1 of 7

Quality Control Sample ID	Type	Matrix	Instrument	Date Prepared	Date Analyzed	LCS/LCSD Batch Number
099-09-010-7135	**LCS**	**Aqueous**	**N/A**	**04/10/15**	**04/10/15 18:00**	**F0410TSSL2**
099-09-010-7135	**LCSD**	**Aqueous**	**N/A**	**04/10/15**	**04/10/15 18:00**	**F0410TSSL2**

Parameter	Spike Added	LCS Conc.	LCS %Rec.	LCSD Conc.	LCSD %Rec.	%Rec. CL	RPD	RPD CL	Qualifiers
Solids, Total Suspended	100.0	89.00	89	89.00	89	80-120	0	0-20	

RPD: Relative Percent Difference. CL: Control Limits

Return to Contents

eurofins | Calscience

Quality Control - LCS/LCSD

CDM Smith Inc.		Date Received:	04/07/15
600 Wilshire Boulevard, Suite 750		Work Order:	15-04-0490
Los Angeles, CA 90017-3255		Preparation:	EPA 3510C
		Method:	EPA 8015B (M)
Project: Marina Del Rey Parking Lots 5 & 7			Page 2 of 7

Quality Control Sample ID	Type	Matrix	Instrument	Date Prepared	Date Analyzed	LCS/LCSD Batch Number
099-15-304-1006	**LCS**	**Aqueous**	**GC 47**	**04/08/15**	**04/08/15 20:14**	**150408B03**
099-15-304-1006	**LCSD**	**Aqueous**	**GC 47**	**04/08/15**	**04/08/15 20:32**	**150408B03**

Parameter	Spike Added	LCS Conc.	LCS %Rec.	LCSD Conc.	LCSD %Rec.	%Rec. CL	RPD	RPD CL	Qualifiers
TPH as Diesel	2000	1862	93	1857	93	75-117	0	0-13	

RPD: Relative Percent Difference. CL: Control Limits

Return to Contents

eurofins | Calscience

Quality Control - LCS

CDM Smith Inc.		Date Received:	04/07/15
600 Wilshire Boulevard, Suite 750		Work Order:	15-04-0490
Los Angeles, CA 90017-3255		Preparation:	EPA 5030C
		Method:	EPA 8015B
Project: Marina Del Rey Parking Lots 5 & 7			Page 3 of 7

Quality Control Sample ID	Type	Matrix	Instrument	Date Prepared	Date Analyzed	LCS Batch Number
099-12-022-2979	**LCS**	**Aqueous**	**GC 56**	**04/09/15**	**04/09/15 17:50**	**150409L035**

Parameter	Spike Added	Conc. Recovered	LCS %Rec.	%Rec. CL	Qualifiers
Gasoline Range Organics	2000	1927	96	78-120	

RPD: Relative Percent Difference. CL: Control Limits

Return to Contents

eurofins | Calscience

Quality Control - LCS

CDM Smith Inc.		Date Received:	04/07/15
600 Wilshire Boulevard, Suite 750		Work Order:	15-04-0490
Los Angeles, CA 90017-3255		Preparation:	N/A
		Method:	EPA 200.7
Project: Marina Del Rey Parking Lots 5 & 7			Page 4 of 7

Quality Control Sample ID	Type	Matrix	Instrument	Date Prepared	Date Analyzed	LCS Batch Number
097-01-012-6139	**LCS**	**Aqueous**	**ICP 7300**	**04/08/15**	**04/09/15 13:00**	**150408LA6**

Parameter	Spike Added	Conc. Recovered	LCS %Rec.	%Rec. CL	Qualifiers
Copper	0.5000	0.5345	107	85-115	
Lead	0.5000	0.5333	107	85-115	
Zinc	0.5000	0.5447	109	85-115	

RPD: Relative Percent Difference. CL: Control Limits

Return to Contents

eurofins | Calscience

Quality Control - LCS

CDM Smith Inc.		Date Received:	04/07/15
600 Wilshire Boulevard, Suite 750		Work Order:	15-04-0490
Los Angeles, CA 90017-3255		Preparation:	Filtered
		Method:	EPA 200.7
Project: Marina Del Rey Parking Lots 5 & 7			Page 5 of 7

Quality Control Sample ID	Type	Matrix	Instrument	Date Prepared	Date Analyzed	LCS Batch Number
099-14-304-424	**LCS**	**Aqueous**	**ICP 7300**	**04/08/15**	**04/09/15 13:04**	**150408LA5F**

Parameter	Spike Added	Conc. Recovered	LCS %Rec.	%Rec. CL	Qualifiers
Copper	0.5000	0.4964	99	85-115	
Lead	0.5000	0.4820	96	85-115	
Zinc	0.5000	0.4848	97	85-115	

RPD: Relative Percent Difference. CL: Control Limits

Return to Contents

eurofins | Calscience

Quality Control - LCS

CDM Smith Inc.		Date Received:	04/07/15
600 Wilshire Boulevard, Suite 750		Work Order:	15-04-0490
Los Angeles, CA 90017-3255		Preparation:	EPA 5030C
		Method:	EPA 8260B
Project: Marina Del Rey Parking Lots 5 & 7			Page 6 of 7

Quality Control Sample ID	Type	Matrix	Instrument	Date Prepared	Date Analyzed	LCS Batch Number
099-14-001-16821	**LCS**	**Aqueous**	**GC/MS BB**	**04/08/15**	**04/08/15 22:47**	**150408L033**

Parameter	Spike Added	Conc. Recovered	LCS %Rec.	%Rec. CL	ME CL	Qualifiers
Benzene	50.00	51.37	103	80-120	73-127	
Carbon Tetrachloride	50.00	46.85	94	67-139	55-151	
Chlorobenzene	50.00	50.55	101	78-120	71-127	
1,2-Dibromoethane	50.00	53.67	107	80-120	73-127	
1,2-Dichlorobenzene	50.00	51.12	102	63-129	52-140	
1,2-Dichloroethane	50.00	51.34	103	70-130	60-140	
1,1-Dichloroethene	50.00	48.16	96	66-126	56-136	
Ethylbenzene	50.00	52.91	106	80-123	73-130	
Toluene	50.00	50.83	102	80-120	73-127	
Trichloroethene	50.00	51.16	102	80-122	73-129	
Vinyl Chloride	50.00	50.67	101	70-130	60-140	
p/m-Xylene	100.0	109.3	109	75-123	67-131	
o-Xylene	50.00	55.35	111	74-122	66-130	
Methyl-t-Butyl Ether (MTBE)	50.00	53.55	107	69-129	59-139	

Total number of LCS compounds: 14
Total number of ME compounds: 0
Total number of ME compounds allowed: 1
LCS ME CL validation result: Pass

Return to Contents

RPD: Relative Percent Difference. CL: Control Limits

eurofins | Calscience

Quality Control - LCS

CDM Smith Inc.		Date Received:	04/07/15
600 Wilshire Boulevard, Suite 750		Work Order:	15-04-0490
Los Angeles, CA 90017-3255		Preparation:	EPA 5030C
		Method:	EPA 8260B
Project: Marina Del Rey Parking Lots 5 & 7			Page 7 of 7

Quality Control Sample ID	Type	Matrix	Instrument	Date Prepared	Date Analyzed	LCS Batch Number
099-14-001-16852	**LCS**	**Aqueous**	**GC/MS QQ**	**04/11/15**	**04/11/15 11:15**	**150411L010**

Parameter	Spike Added	Conc. Recovered	LCS %Rec.	%Rec. CL	ME CL	Qualifiers
Benzene	50.00	51.70	103	80-120	73-127	
Carbon Tetrachloride	50.00	55.67	111	67-139	55-151	
Chlorobenzene	50.00	53.02	106	78-120	71-127	
1,2-Dibromoethane	50.00	54.32	109	80-120	73-127	
1,2-Dichlorobenzene	50.00	53.25	106	63-129	52-140	
1,2-Dichloroethane	50.00	53.45	107	70-130	60-140	
1,1-Dichloroethene	50.00	48.27	97	66-126	56-136	
Ethylbenzene	50.00	56.61	113	80-123	73-130	
Toluene	50.00	52.87	106	80-120	73-127	
Trichloroethene	50.00	53.68	107	80-122	73-129	
Vinyl Chloride	50.00	50.48	101	70-130	60-140	
p/m-Xylene	100.0	115.3	115	75-123	67-131	
o-Xylene	50.00	57.05	114	74-122	66-130	
Methyl-t-Butyl Ether (MTBE)	50.00	51.07	102	69-129	59-139	

Total number of LCS compounds: 14
Total number of ME compounds: 0
Total number of ME compounds allowed: 1
LCS ME CL validation result: Pass

RPD: Relative Percent Difference. CL: Control Limits

Return to Contents

eurofins | Calscience

Sample Analysis Summary Report

Work Order: 15-04-0490 Page 1 of 1

Method	Extraction	Chemist ID	Instrument	Analytical Location
EPA 200.7	N/A	935	ICP 7300	1
EPA 200.7	Filtered	935	ICP 7300	1
EPA 8015B	EPA 5030C	933	GC 56	2
EPA 8015B (M)	EPA 3510C	682	GC 47	1
EPA 8260B	EPA 5030C	486	GC/MS BB	2
EPA 8260B	EPA 5030C	486	GC/MS QQ	2
SM 2340C	N/A	688	BUR21	1
SM 2540 D	N/A	689	N/A	1

Return to Contents

eurofins | Calscience

Glossary of Terms and Qualifiers

Work Order: 15-04-0490 Page 1 of 1

Qualifiers	Definition
*	See applicable analysis comment.
<	Less than the indicated value.
>	Greater than the indicated value.
1	Surrogate compound recovery was out of control due to a required sample dilution. Therefore, the sample data was reported without further clarification.
2	Surrogate compound recovery was out of control due to matrix interference. The associated method blank surrogate spike compound was in control and, therefore, the sample data was reported without further clarification.
3	Recovery of the Matrix Spike (MS) or Matrix Spike Duplicate (MSD) compound was out of control due to suspected matrix interference. The associated LCS recovery was in control.
4	The MS/MSD RPD was out of control due to suspected matrix interference.
5	The PDS/PDSD or PES/PESD associated with this batch of samples was out of control due to suspected matrix interference.
6	Surrogate recovery below the acceptance limit.
7	Surrogate recovery above the acceptance limit.
B	Analyte was present in the associated method blank.
BU	Sample analyzed after holding time expired.
BV	Sample received after holding time expired.
E	Concentration exceeds the calibration range.
ET	Sample was extracted past end of recommended max. holding time.
HD	The chromatographic pattern was inconsistent with the profile of the reference fuel standard.
HDH	The sample chromatographic pattern for TPH matches the chromatographic pattern of the specified standard but heavier hydrocarbons were also present (or detected).
HDL	The sample chromatographic pattern for TPH matches the chromatographic pattern of the specified standard but lighter hydrocarbons were also present (or detected).
J	Analyte was detected at a concentration below the reporting limit and above the laboratory method detection limit. Reported value is estimated.
JA	Analyte positively identified but quantitation is an estimate.
ME	LCS Recovery Percentage is within Marginal Exceedance (ME) Control Limit range (+/- 4 SD from the mean).
ND	Parameter not detected at the indicated reporting limit.
Q	Spike recovery and RPD control limits do not apply resulting from the parameter concentration in the sample exceeding the spike concentration by a factor of four or greater.
SG	The sample extract was subjected to Silica Gel treatment prior to analysis.
X	% Recovery and/or RPD out-of-range.
Z	Analyte presence was not confirmed by second column or GC/MS analysis.
	Solid - Unless otherwise indicated, solid sample data is reported on a wet weight basis, not corrected for % moisture. All QC results are reported on a wet weight basis.
	Any parameter identified in 40CFR Part 136.3 Table II that is designated as "analyze immediately" with a holding time of <= 15 minutes (40CFR-136.3 Table II, footnote 4), is considered a "field" test and the reported results will be qualified as being received outside of the stated holding time unless received at the laboratory within 15 minutes of the collection time.
	A calculated total result (Example: Total Pesticides) is the summation of each component concentration and/or, if "J" flags are reported, estimated concentration. Component concentrations showing not detected (ND) are summed into the calculated total result as zero concentrations.

Return to Contents

eurofins | Calscience

7440 Lincoln Way, Garden Grove, CA 92841-1427 • (714) 895-5494
For courier service / sample drop off information, contact us26_sales@eurofinsus.com or call us.

CHAIN-OF-CUSTODY RECORD

DATE: 4/7/15
PAGE: 1 OF 1

WO NO. / LAB USE ONLY: **15-04-0490**

LABORATORY CLIENT: CDM Smith
ADDRESS: 600 Wilshire Blvd. Suite 750
CITY: Los Angeles STATE: CA ZIP: 90017
TEL: 213-457-2200 E-MAIL: linty@cdmsmith.com

CLIENT PROJECT NAME / NO.: Marina Del Rey Parking Lots 5 & 7
P.O. NO.:
PROJECT CONTACT: Tiffany Lin
LAB CONTACT OR QUOTE NO.: Stephen Nowak. Quote 959227
GLOBAL ID:
LOG CODE:
SAMPLER(S): (PRINT)

TURNAROUND TIME (Rush surcharges may apply to any TAT not "STANDARD"):
☐ SAME DAY ☐ 24 HR ☐ 48 HR ☐ 72 HR ☐ 5 DAYS ☒ STANDARD

EDD:
☐ COELT EDF ☐ OTHER

SPECIAL INSTRUCTIONS:

REQUESTED ANALYSES

Please check box or fill in blank as needed.

LAB USE ONLY	SAMPLE ID	SAMPLING DATE	SAMPLING TIME	MATRIX	NO. OF CONT.	Unpreserved	Preserved	Field Filtered	☐ TPH(g) ☐ GRO TPH Gasoline	☐ TPH(d) ☐ DRO Total Diesel	TPH ☐ C6-C36 ☐ C6-C44	~~TPH~~ Oil & Grease	BTEX / MTBE ☐ 8260 ☐	VOCs (8260)	Oxygenates (8260)	Prep (5035) ☐ En Core ☐ Terra Core	SVOCs (8270)	~~Pesticides (8081)~~ Hardness	~~PCBs (8082)~~ TSS	PAHs ☐ 8270 ☐ 8270 SIM	T22 Metals ☐ 6010/747X ☐ 6020/747X Dissolved & Total	Cr(VI) ☐ 7196 ☐ 7199 ☐ 218.6	E. coli	Fecal Coliform	Total Coliform	Entero
1	5-2-I	4/7/15	16:50	SW	11				X	X		X		X				X	X		X		X	X	X	X
2	5-2-I Dup	4/7/15	17:00	SW	11				X	X		X		X				X	X		X		X	X	X	X
3	Blank	4/7/15	17:10	SW	11				X	X		X		X				X	X		X		X	X	X	X

Relinquished by: (Signature)	Received by: (Signature/Affiliation)	Date:	Time:
[signature]	Dannyle ELI	4/07/15	6:53 pm
Relinquished by: (Signature)	Received by: (Signature/Affiliation)	Date:	Time:
Relinquished by: (Signature)	Received by: (Signature/Affiliation)	Date:	Time:

2014-07-01 Revision

Return to Contents

ATTACHMENT 8.2 - EXHIBIT D

eurofins | Calscience

WORK ORDER NUMBER: 15-04- 0490

SAMPLE RECEIPT CHECKLIST

COOLER 1 OF 1

CLIENT: CDM Smith

DATE: 04 / 07 / 2015

TEMPERATURE: (Criteria: 0.0°C – 6.0°C, not frozen except sediment/tissue)

Thermometer ID: SC2 (CF: -0.3°C) Temperature (w/o CF): 4.0 °C (w/ CF): 3.7 °C ☑ Blank ☐ Sample

☐ Sample(s) outside temperature criteria (PM/APM contacted by: _____)

☐ Sample(s) outside temperature criteria but received on ice/chilled on same day of sampling

☐ Sample(s) received at ambient temperature; placed on ice for transport by courier

Ambient Temperature: ☐ Air ☐ Filter Checked by: 659

CUSTODY SEAL:

Cooler ☐ Present and Intact ☐ Not Intact ☑ Not Present ☐ N/A Checked by: 659

Sample(s) ☐ Present and Intact ☐ Not Intact ☑ Not Present ☐ N/A Checked by: 977

SAMPLE CONDITION:	Yes	No	N/A
Chain-of-Custody (COC) document(s) received with samples	☑	☐	☐
COC document(s) received complete	☑	☐	☐
☐ Sampling date ☐ Sampling time ☐ Matrix ☐ Number of containers			
☐ No analysis requested ☐ Not relinquished ☐ No relinquished date ☐ No relinquished time			
Sampler's name indicated on COC	☐	☑	☐
Sample container label(s) consistent with COC	☑	☐	☐
Sample container(s) intact and in good condition	☑	☐	☐
Proper containers for analyses requested	☑	☐	☐
Sufficient volume/mass for analyses requested	☐	☑	☐
Samples received within holding time	☑	☐	☐
Aqueous samples for certain analyses received within 15-minute holding time			
☐ pH ☐ Residual Chlorine ☐ Dissolved Sulfide ☐ Dissolved Oxygen	☐	☐	☑
Proper preservation chemical(s) noted on COC and/or sample container	☑	☐	☐
Unpreserved aqueous sample(s) received for certain analyses			
☐ Volatile Organics ☐ Total Metals ☑ Dissolved Metals			
Container(s) for certain analysis free of headspace	☑	☐	☐
☑ Volatile Organics ☐ Dissolved Gases (RSK-175) ☐ Dissolved Oxygen (SM 4500)			
☐ Carbon Dioxide (SM 4500) ☐ Ferrous Iron (SM 3500) ☐ Hydrogen Sulfide (Hach)			
Tedlar™ bag(s) free of condensation	☐	☐	☑

CONTAINER TYPE: (Trip Blank Lot Number: ECI_____)

Aqueous: ☐VOA ☑VOAh (2) ☐VOA**na$_2$** ☐100PJ ☑100PJ**na$_2$** (4) ☐125AGB ☐125AGB**h** ☐125AGB**p** ☐125PB ☐125PB**znna** ☐250AGB ☐250CGB ☐250CGB**s** ☑250PB ☑250PB**n** (2) ☐500AGB ☑500AGJ ☐500AGJ**s** ☐500PB ☐1AGB ☐1AGB**na$_2$** ☐1AGB**s** ☑1PB ☐1PB**na** ☐ _____ ☐ _____ ☐ _____ ☐ _____

Solid: ☐4ozCGJ ☐8ozCGJ ☐16ozCGJ ☐16ozPJ ☐Sleeve (____) ☐EnCores® ( ) ☐TerraCores® ( ) ☐ _____

Air: ☐Tedlar® ☐Canister ☐Sorbent Tube ☐PUF ☐ _____ **Other Matrix** (_____): ☐ _____ ☐ _____

Container: **A**=Amber, **B**=Bottle, **C**=Clear, **E**=Envelope, **G**=Glass, **J**=Jar, **P**=Plastic, and **Z**= Ziploc/Resealable Bag

Preservative: **b**=buffered **f**=filtered, **h**=HCl, **n**=HNO_3, **na**=NaOH, **na$_2$**=$Na_2S_2O_3$, **p**=H_3PO_4, **s**=H_2SO_4, **u**=ultra-pure, **znna**=$Zn(CH_3CO_2)_2$ + NaOH

Labeled/Checked by: 977

Reviewed by: 659

Return to Contents

ATTACHMENT 8.2 - EXHIBIT D

eurofins | Calscience

WORK ORDER NUMBER: 15-04- 0490

SAMPLE ANOMALY REPORT

DATE: 04 / 07 / 2015

SAMPLES, CONTAINERS, AND LABELS:

Comments

- ☐ Sample(s) NOT RECEIVED but listed on COC
- ☐ Sample(s) received but NOT LISTED on COC
- ☐ Holding time expired (list client or ECI sample ID and analysis)
- ☑ Insufficient sample amount for requested analysis (list analysis) — (-1) through (-3) received 2 vials with HCL for TPH-G & 8260
- ☐ Improper container(s) used (list analysis)
- ☐ Improper preservative used (list analysis)
- ☐ No preservative noted on COC or label (list analysis and notify lab)
- ☐ Sample container(s) not labeled
- ☐ Client sample label(s) illegible (list container type and analysis)
- ☐ Client sample label(s) do not match COC (comment)
  - ☐ Project information
  - ☐ Client sample ID
  - ☐ Sampling date and/or time
  - ☐ Number of container(s)
  - ☐ Requested analysis
- ☐ Sample container(s) compromised (comment)
  - ☐ Broken
  - ☐ Water present in sample container
- ☐ Air sample container(s) compromised (comment)
  - ☐ Flat
  - ☐ Very low in volume
  - ☐ Leaking (not transferred; duplicate bag submitted)
  - ☐ Leaking (transferred into ECI Tedlar™ bags*)
  - ☐ Leaking (transferred into client's Tedlar™ bags*)

* Transferred at client's request.

MISCELLANEOUS: (Describe)

Comments

HEADSPACE:

(Containers with bubble > 6 mm or ¼ inch for volatile organic or dissolved gas analysis)

ECI Sample ID	ECI Container ID	Total Number**	ECI Sample ID	ECI Container ID	Total Number**

(Containers with bubble for other analysis)

ECI Sample ID	ECI Container ID	Total Number**	Requested Analysis

Comments:

Reported by: 659

Reviewed by: 977

** Record the total number of containers (i.e., vials or bottles) for the affected sample.

Return to Contents

eurofins | Calscience

Subcontractor Analysis Report

Work Order: 15-04-0490 Page 1 of 1

One or more samples in this work order have tests that were subcontracted. The subcontract report(s) follows.

For subcontracted tests, please reference the laboratory information noted below.

1. Silliker Inc. - Cypress,CA CA ELAP 1534
   Microbiology

Return to Contents

ATTACHMENT 8.2 - EXHIBIT D

MERIEUX NutriSciences

CERTIFICATE OF ANALYSIS

SILLIKER, Inc.
Southern California Laboratory
6360 Gateway Drive, Cypress, CA 90630
Tel. 209/ 549 7508 Fax. 714/ 226 0009

COA No:	SCA-37913324-0
Supersedes:	None
COA Date	4/13/15
Page 1 of 2	

COPY TO:
Mr. Stephen Nowak
Project Manager
Eurofins Calscience, Inc.
7440 Lincoln Way
Garden Grove, CA 92841-1427

ORIGINAL TO:
Ms. Elizabeth Winger
Laboratory Director
Eurofins Calscience, Inc.
7440 Lincoln Way
Garden Grove, CA 92841-1427

Received From:	Garden Grove, CA
Received Date:	4/8/15
P.O.# / ID:	Stephan Novak
Location of Test: (except where noted)	Cypress, CA

Analytical Results

Desc. 1: Sample ID: 5-2-I
Desc. 2: Date: 4/7/2015
Desc. 3: Time: 1650
Desc. 4: Matrix: SW
Desc. 5: Project # : NA
Desc. 6: Date and Time Tested: 4/8/2015 @ 12:37PM

Laboratory ID: 352507052
Condition Rec'd: NORMAL
Temp Rec'd (°C): 7.0

Analyte	Result	Units	Method Reference	Test Date	Loc.
Coliforms - 5 tube MPN	170	/100mL	SMEWW 20th ed. 9221B	4/12/15	
E. coli - 5 tube MPN	<2	/100mL	SMEWW 20th ed. 9221F	4/13/15	
Enterococci - 5 tube MPN	30	/100mL	SMEWW 20th, 9230A-B	4/11/15	
Fecal Coliforms - 5 tube MPN	110	/100mL	SMEWW 20th ed. 9221E	4/12/15	

Desc. 1: Sample ID: 5-2-I Dup
Desc. 2: Date: 4/7/2015
Desc. 3: Time: 1700
Desc. 4: Matrix: SW
Desc. 5: Project # : NA
Desc. 6: Date and Time Tested: 4/8/2015 @ 12:37PM

Laboratory ID: 352507063
Condition Rec'd: NORMAL
Temp Rec'd (°C): 7.0

Analyte	Result	Units	Method Reference	Test Date	Loc.
Coliforms - 5 tube MPN	110	/100mL	SMEWW 20th ed. 9221B	4/12/15	
E. coli - 5 tube MPN	<2	/100mL	SMEWW 20th ed. 9221F	4/13/15	
Enterococci - 5 tube MPN	80	/100mL	SMEWW 20th, 9230A-B	4/11/15	
Fecal Coliforms - 5 tube MPN	50	/100mL	SMEWW 20th ed. 9221E	4/12/15	

Desc. 1: Sample ID: Blank
Desc. 2: Date: 4/7/2015
Desc. 3: Time: 1710
Desc. 4: Matrix: SW
Desc. 5: Project # : NA
Desc. 6: Date and Time Tested: 4/8/2015 @ 12:37PM

Laboratory ID: 352507078
Condition Rec'd: NORMAL
Temp Rec'd (°C): 7.0

Analyte	Result	Units	Method Reference	Test Date	Loc.
Coliforms - 5 tube MPN	<2	/100mL	SMEWW 20th ed. 9221B	4/10/15	
E. coli - 5 tube MPN	<2	/100mL	SMEWW 20th ed. 9221F	4/10/15	
Enterococci - 5 tube MPN	<2	/100mL	SMEWW 20th, 9230A-B	4/10/15	
Fecal Coliforms - 5 tube MPN	<2	/100mL	SMEWW 20th ed. 9221E	4/10/15	

Results reported herein are provided "as is" and are based solely upon samples as provided by client. This report may not be distributed or reproduced except in full. Client shall not at any time misrepresent the content of this report. Mérieux NutriSciences assumes no responsibility, and client hereby waives all claims against Mérieux NutriSciences, for interpretation of such results.
Except as otherwise stated, Mérieux NutriSciences Terms and Conditions for Testing Services apply.

Return to Contents

ATTACHMENT 8.2 - EXHIBIT D

MERIEUX NutriSciences

CERTIFICATE OF ANALYSIS

SILLIKER, Inc.
Southern California Laboratory
6360 Gateway Drive, Cypress, CA 90630
Tel. 209/ 549 7508 Fax. 714/ 226 0009

COA No:	SCA-37913324-0
Supersedes:	None
COA Date	4/13/15
Page 2 of 2	

COPY TO:
Mr. Stephen Nowak
Project Manager
Eurofins Calscience, Inc.
7440 Lincoln Way
Garden Grove, CA 92841-1427

ORIGINAL TO:
Ms. Elizabeth Winger
Laboratory Director
Eurofins Calscience, Inc.
7440 Lincoln Way
Garden Grove, CA 92841-1427

Received From:	Garden Grove, CA
Received Date:	4/8/15
P.O.# / ID:	Stephan Novak
Location of Test: (except where noted)	Cypress, CA

Analytical Results

Jorge Hernandez — Laboratory Director

Results reported herein are provided "as is" and are based solely upon samples as provided by client. This report may not be distributed or reproduced except in full. Client shall not at any time misrepresent the content of this report. Mérieux NutriSciences assumes no responsibility, and client hereby waives all claims against Mérieux NutriSciences, for interpretation of such results.

Except as otherwise stated, Mérieux NutriSciences Terms and Conditions for Testing Services apply.

Return to Contents

CALS-AD-22 Sample Analysis Request Form***Wastewater/Stormwater Samples Only***

LOG IN INFORMATION	CLIENT INFORMATION
Relinquished By:	Eurofins Calscience, Inc. 7440 Lincoln Way Garden Grove, CA 92841-1432
Date/Time:	
Program: CALS-27 (CALS-27) Calscience Environmental- Wastewater/Seawater/Soil/Sed	PRIMARY ACCOUNT CONTACT
Received From: Eurofins Calscience, Inc.: Garden Grove, CA	Stephen Nowak and Maricris dela Rosa 714-895-5494 ElizabethWinger@eurofinsUS.com
PO: #	

SILLIKER
a Mérieux NutriSciences Company

Southern California Laboratory
6360 Gateway Drive
Cypress, CA 90630

PHONE: RCS 877-331-0866
FAX: 714-226-0009
Cypress.samplereceiving@silliker.com

Special Instructions:

FOR SILLIKER USE ONLY - PLEASE INITIAL/DATE WHERE APPROPRIATE

Received By: _____ Ship via: ECI Courier
Temperature Received: _____ Device Identification #:
Technical Review (if applicable) _____ Clerical Review: _____
Date/Time Received: _____

SAMPLE INFORMATION (Completed by Customer, please place an "X" in the columns for tests needed on each sample)

Client complete	Sample Description															
Matrix	Desc:1	Desc:2	Desc:3	Desc:4	Desc:5	Desc:6										
SampleType (not for reporting)	Sample ID:	Date:	Time:	Matrix:	Project #	Tested:	Coliforms (COLI-MPN5)	E. Coli (EC-MPN5)	Fecal Coliforms (FECAL-MPN5)	Enterococci (ENTROCOMPN5)	OTHER* CONTACT LAB FOR ADDITIONAL TESTING	OTHER* CONTACT LAB FOR ADDITIONAL TESTING	OTHER* CONTACT LAB FOR ADDITIONAL TESTING	OTHER* CONTACT LAB FOR ADDITIONAL TESTING	OTHER* CONTACT LAB FOR ADDITIONAL TESTING	OTHER* CONTACT LAB FOR ADDITIONAL TESTING	OTHER* CONTACT LAB FOR ADDITIONAL TESTING
	5-2-I	4/7/2015	1650	SW			x	x	x	x							
	5-2-I Dup	4/7/2015	1700	SW			x	x	x	x							
	Blank	4/7/2015	1710	SW			x	x	x	x							

PERSONAL DELIVERY

9:00 pm

4/3/15

Please fax or email your completed SARF to your Silliker lab on the day you ship your samples. Include original with samples.
Other*- Contact your Client Service Representative to make additions or updates to the testing prior to submitting samples.

MS 01/26/15 SARF -001

ATTACHMENT 8.2 EXHIBIT D

Unine. County
Individual Form 2016
Page 580 of 1117

eurofins | Calscience

WORK ORDER NUMBER: 15-05-1102

The difference is service

AIR | SOIL | WATER | MARINE CHEMISTRY

Analytical Report For

Client: CDM Smith Inc.

Client Project Name: Marina Del Rey Parking Lots 5 & 7

Attention: Tiffany Lin
600 Wilshire Boulevard, Suite 750
Los Angeles, CA 90017-3255

Approved for release on 05/27/2015 by:
Stephen Nowak
Project Manager

ResultLink

Email your PM

Eurofins Calscience, Inc. (Calscience) certifies that the test results provided in this report meet all NELAC requirements for parameters for which accreditation is required or available. Any exceptions to NELAC requirements are noted in the case narrative. The original report of subcontracted analyses, if any, is attached to this report. The results in this report are limited to the sample(s) tested and any reproduction thereof must be made in its entirety. The client or recipient of this report is specifically prohibited from making material changes to said report and, to the extent that such changes are made, Calscience is not responsible, legally or otherwise. The client or recipient agrees to indemnify Calscience for any defense to any litigation which may arise.

7440 Lincoln Way, Garden Grove, CA 92841-1432 • TEL: (714) 895-5494 • FAX: (714) 894-7501 • www.calscience.com

CA ELAP ID: 2944 | ACLASS DoD-ELAP ID: ADE-1864 (ISO/IEC 17025:2005) | CSDLAC ID: 10109

eurofins | Calscience

Contents

Client Project Name: Marina Del Rey Parking Lots 5 & 7
Work Order Number: 15-05-1102

1 Work Order Narrative. 3

2 Sample Summary. 4

3 Detections Summary. 5

4 Client Sample Data. 6
4.1 EPA 8015B (M) TPH Motor Oil (Aqueous). 6
4.2 EPA 8015B (M) TPH Diesel (Aqueous). 8
4.3 EPA 8015B GRO (Aqueous). 10
4.4 EPA 200.7 ICP Metals (Aqueous). 12
4.5 EPA 200.7 ICP Metals (Aqueous). 13
4.6 Combined Inorganic Tests. 14

5 Quality Control Sample Data. 15
5.1 MS/MSD. 15
5.2 Sample Duplicate. 18
5.3 LCS/LCSD. 20

6 Sample Analysis Summary. 26

7 Glossary of Terms and Qualifiers. 27

8 Chain-of-Custody/Sample Receipt Form. 28

9 Subcontract Narrative. 30

10 Subcontract - Microbiology 15-05-1102. 31

eurofins | Calscience

Work Order Narrative

Work Order: 15-05-1102 Page 1 of 1

Condition Upon Receipt:

Samples were received under Chain-of-Custody (COC) on 05/14/15. They were assigned to Work Order 15-05-1102.

Unless otherwise noted on the Sample Receiving forms all samples were received in good condition and within the recommended EPA temperature criteria for the methods noted on the COC. The COC and Sample Receiving Documents are integral elements of the analytical report and are presented at the back of the report.

Holding Times:

All samples were analyzed within prescribed holding times (HT) and/or in accordance with the Calscience Sample Acceptance Policy unless otherwise noted in the analytical report and/or comprehensive case narrative, if required.

Any parameter identified in 40CFR Part 136.3 Table II that is designated as "analyze immediately" with a holding time of <= 15 minutes (40CFR-136.3 Table II, footnote 4), is considered a "field" test and the reported results will be qualified as being received outside of the stated holding time unless received at the laboratory within 15 minutes of the collection time.

Quality Control:

All quality control parameters (QC) were within established control limits except where noted in the QC summary forms or described further within this report.

Subcontractor Information:

Unless otherwise noted below (or on the subcontract form), no samples were subcontracted.

Additional Comments:

Air - Sorbent-extracted air methods (EPA TO-4A, EPA TO-10, EPA TO-13A, EPA TO-17): Analytical results are converted from mass/sample basis to mass/volume basis using client-supplied air volumes.

Solid - Unless otherwise indicated, solid sample data is reported on a wet weight basis, not corrected for % moisture. All QC results are always reported on a wet weight basis.

Return to Contents

eurofins | Calscience

Sample Summary

Client:	CDM Smith Inc. 600 Wilshire Boulevard, Suite 750 Los Angeles, CA 90017-3255	Work Order:	15-05-1102
		Project Name:	Marina Del Rey Parking Lots 5 & 7
		PO Number:	
		Date/Time Received:	05/14/15 18:28
		Number of Containers:	44
Attn:	Tiffany Lin		

Sample Identification	Lab Number	Collection Date and Time	Number of Containers	Matrix
5-2-I	15-05-1102-1	05/14/15 13:45	11	Aqueous
5-2-E	15-05-1102-2	05/14/15 14:20	11	Aqueous
5-2-E Dup	15-05-1102-3	05/14/15 14:35	11	Aqueous
Blank	15-05-1102-4	05/14/15 14:40	11	Aqueous

Return to Contents

eurofins | Calscience

Detections Summary

Client:	CDM Smith Inc. 600 Wilshire Boulevard, Suite 750 Los Angeles, CA 90017-3255	Work Order: Project Name: Received:	15-05-1102 Marina Del Rey Parking Lots 5 & 7 05/14/15
Attn:	Tiffany Lin		Page 1 of 1

Client SampleID Analyte	Result	Qualifiers	RL	Units	Method	Extraction
5-2-I (15-05-1102-1)						
Copper	0.0768		0.0100	mg/L	EPA 200.7	N/A
Lead	0.0351		0.0100	mg/L	EPA 200.7	N/A
Zinc	0.333		0.0100	mg/L	EPA 200.7	N/A
Copper	0.0432		0.0100	mg/L	EPA 200.7	Filtered
Zinc	0.127		0.0100	mg/L	EPA 200.7	Filtered
TPH as Motor Oil	2700	HD	2500	ug/L	EPA 8015B (M)	EPA 3510C
TPH as Diesel	2400	HD	500	ug/L	EPA 8015B (M)	EPA 3510C
Hardness, Total (as CaCO3)	50		4.0	mg/L	SM 2340C	N/A
Solids, Total Suspended	162		1.00	mg/L	SM 2540 D	N/A
5-2-E (15-05-1102-2)						
Copper	0.0192		0.0100	mg/L	EPA 200.7	N/A
Lead	0.0127		0.0100	mg/L	EPA 200.7	N/A
Zinc	1.96		0.0100	mg/L	EPA 200.7	N/A
Copper	0.00816	J	0.00267*	mg/L	EPA 200.7	Filtered
Zinc	0.0255		0.0100	mg/L	EPA 200.7	Filtered
TPH as Motor Oil	710	HD,J	270*	ug/L	EPA 8015B (M)	EPA 3510C
TPH as Diesel	690	HD	250	ug/L	EPA 8015B (M)	EPA 3510C
Hardness, Total (as CaCO3)	80		4.0	mg/L	SM 2340C	N/A
Solids, Total Suspended	65		1.0	mg/L	SM 2540 D	N/A
5-2-E Dup (15-05-1102-3)						
Copper	0.0135		0.0100	mg/L	EPA 200.7	N/A
Lead	0.0107		0.0100	mg/L	EPA 200.7	N/A
Zinc	0.0598		0.0100	mg/L	EPA 200.7	N/A
Copper	0.00444	J	0.00267*	mg/L	EPA 200.7	Filtered
Zinc	0.0153		0.0100	mg/L	EPA 200.7	Filtered
TPH as Motor Oil	630	HD,J	270*	ug/L	EPA 8015B (M)	EPA 3510C
TPH as Diesel	530	HD	250	ug/L	EPA 8015B (M)	EPA 3510C
Hardness, Total (as CaCO3)	50		4.0	mg/L	SM 2340C	N/A
Solids, Total Suspended	61		1.0	mg/L	SM 2540 D	N/A

Subcontracted analyses, if any, are not included in this summary.

* MDL is shown

Return to Contents

eurofins | Calscience

Analytical Report

CDM Smith Inc.		Date Received:	05/14/15
600 Wilshire Boulevard, Suite 750		Work Order:	15-05-1102
Los Angeles, CA 90017-3255		Preparation:	EPA 3510C
		Method:	EPA 8015B (M)
		Units:	ug/L
Project: Marina Del Rey Parking Lots 5 & 7			Page 1 of 2

Client Sample Number	Lab Sample Number	Date/Time Collected	Matrix	Instrument	Date Prepared	Date/Time Analyzed	QC Batch ID
5-2-I	**15-05-1102-1-C**	**05/14/15 13:45**	**Aqueous**	**GC 45**	**05/15/15**	**05/16/15 05:04**	**150515B15**

Comment(s): - Results were evaluated to the MDL (DL), concentrations >= to the MDL (DL) but < RL (LOQ), if found, are qualified with a "J" flag.

Parameter	Result	RL	MDL	DF	Qualifiers
TPH as Motor Oil	2700	2500	530	10.0	HD

Surrogate	Rec. (%)	Control Limits	Qualifiers
n-Octacosane	94	68-140	

5-2-E	**15-05-1102-2-C**	**05/14/15 14:20**	**Aqueous**	**GC 45**	**05/15/15**	**05/16/15 05:22**	**150515B15**

Comment(s): - Results were evaluated to the MDL (DL), concentrations >= to the MDL (DL) but < RL (LOQ), if found, are qualified with a "J" flag.

Parameter	Result	RL	MDL	DF	Qualifiers
TPH as Motor Oil	710	1200	270	5.00	HD,J

Surrogate	Rec. (%)	Control Limits	Qualifiers
n-Octacosane	79	68-140	

5-2-E Dup	**15-05-1102-3-C**	**05/14/15 14:35**	**Aqueous**	**GC 45**	**05/15/15**	**05/16/15 05:40**	**150515B15**

Comment(s): - Results were evaluated to the MDL (DL), concentrations >= to the MDL (DL) but < RL (LOQ), if found, are qualified with a "J" flag.

Parameter	Result	RL	MDL	DF	Qualifiers
TPH as Motor Oil	630	1200	270	5.00	HD,J

Surrogate	Rec. (%)	Control Limits	Qualifiers
n-Octacosane	85	68-140	

Blank	**15-05-1102-4-C**	**05/14/15 14:40**	**Aqueous**	**GC 45**	**05/15/15**	**05/16/15 05:58**	**150515B15**

Comment(s): - Results were evaluated to the MDL (DL), concentrations >= to the MDL (DL) but < RL (LOQ), if found, are qualified with a "J" flag.

Parameter	Result	RL	MDL	DF	Qualifiers
TPH as Motor Oil	ND	250	53	1.00	

Surrogate	Rec. (%)	Control Limits	Qualifiers
n-Octacosane	86	68-140	

RL: Reporting Limit. DF: Dilution Factor. MDL: Method Detection Limit.

Return to Contents

eurofins | Calscience

Analytical Report

CDM Smith Inc.		Date Received:	05/14/15
600 Wilshire Boulevard, Suite 750		Work Order:	15-05-1102
Los Angeles, CA 90017-3255		Preparation:	EPA 3510C
		Method:	EPA 8015B (M)
		Units:	ug/L
Project: Marina Del Rey Parking Lots 5 & 7			Page 2 of 2

Client Sample Number	Lab Sample Number	Date/Time Collected	Matrix	Instrument	Date Prepared	Date/Time Analyzed	QC Batch ID
Method Blank	**099-15-278-920**	**N/A**	**Aqueous**	**GC 45**	**05/15/15**	**05/16/15 02:25**	**150515B15**

Comment(s): - Results were evaluated to the MDL (DL), concentrations >= to the MDL (DL) but < RL (LOQ), if found, are qualified with a "J" flag.

Parameter	Result	RL	MDL	DF	Qualifiers
TPH as Motor Oil	ND	250	53	1.00	

Surrogate	Rec. (%)	Control Limits	Qualifiers
n-Octacosane	85	68-140	

RL: Reporting Limit. DF: Dilution Factor. MDL: Method Detection Limit.

Return to Contents

eurofins | Calscience

Analytical Report

CDM Smith Inc.		Date Received:	05/14/15
600 Wilshire Boulevard, Suite 750		Work Order:	15-05-1102
Los Angeles, CA 90017-3255		Preparation:	EPA 3510C
		Method:	EPA 8015B (M)
		Units:	ug/L
Project: Marina Del Rey Parking Lots 5 & 7			Page 1 of 2

Client Sample Number	Lab Sample Number	Date/Time Collected	Matrix	Instrument	Date Prepared	Date/Time Analyzed	QC Batch ID
5-2-I	**15-05-1102-1-C**	**05/14/15 13:45**	**Aqueous**	**GC 45**	**05/15/15**	**05/16/15 05:04**	**150515B14**

Comment(s): - Results were evaluated to the MDL (DL), concentrations >= to the MDL (DL) but < RL (LOQ), if found, are qualified with a "J" flag.

Parameter	Result	RL	MDL	DF	Qualifiers
TPH as Diesel	2400	500	80	10.0	HD

Surrogate	Rec. (%)	Control Limits	Qualifiers
n-Octacosane	94	68-140	

5-2-E	**15-05-1102-2-C**	**05/14/15 14:20**	**Aqueous**	**GC 45**	**05/15/15**	**05/16/15 05:22**	**150515B14**

Comment(s): - Results were evaluated to the MDL (DL), concentrations >= to the MDL (DL) but < RL (LOQ), if found, are qualified with a "J" flag.

Parameter	Result	RL	MDL	DF	Qualifiers
TPH as Diesel	690	250	40	5.00	HD

Surrogate	Rec. (%)	Control Limits	Qualifiers
n-Octacosane	79	68-140	

5-2-E Dup	**15-05-1102-3-C**	**05/14/15 14:35**	**Aqueous**	**GC 45**	**05/15/15**	**05/16/15 05:40**	**150515B14**

Comment(s): - Results were evaluated to the MDL (DL), concentrations >= to the MDL (DL) but < RL (LOQ), if found, are qualified with a "J" flag.

Parameter	Result	RL	MDL	DF	Qualifiers
TPH as Diesel	530	250	40	5.00	HD

Surrogate	Rec. (%)	Control Limits	Qualifiers
n-Octacosane	85	68-140	

Blank	**15-05-1102-4-C**	**05/14/15 14:40**	**Aqueous**	**GC 45**	**05/15/15**	**05/16/15 05:58**	**150515B14**

Comment(s): - Results were evaluated to the MDL (DL), concentrations >= to the MDL (DL) but < RL (LOQ), if found, are qualified with a "J" flag.

Parameter	Result	RL	MDL	DF	Qualifiers
TPH as Diesel	ND	50	8.0	1.00	

Surrogate	Rec. (%)	Control Limits	Qualifiers
n-Octacosane	86	68-140	

RL: Reporting Limit. DF: Dilution Factor. MDL: Method Detection Limit.

Return to Contents

eurofins | Calscience

Analytical Report

CDM Smith Inc.		Date Received:	05/14/15
600 Wilshire Boulevard, Suite 750		Work Order:	15-05-1102
Los Angeles, CA 90017-3255		Preparation:	EPA 3510C
		Method:	EPA 8015B (M)
		Units:	ug/L
Project: Marina Del Rey Parking Lots 5 & 7			Page 2 of 2

Client Sample Number	Lab Sample Number	Date/Time Collected	Matrix	Instrument	Date Prepared	Date/Time Analyzed	QC Batch ID
Method Blank	**099-15-304-1041**	**N/A**	**Aqueous**	**GC 45**	**05/15/15**	**05/16/15 02:25**	**150515B14**

Comment(s): - Results were evaluated to the MDL (DL), concentrations >= to the MDL (DL) but < RL (LOQ), if found, are qualified with a "J" flag.

Parameter	Result	RL	MDL	DF	Qualifiers
TPH as Diesel	ND	50	8.0	1.00	

Surrogate	Rec. (%)	Control Limits	Qualifiers
n-Octacosane	85	68-140	

RL: Reporting Limit. DF: Dilution Factor. MDL: Method Detection Limit.

Return to Contents

eurofins | Calscience

Analytical Report

CDM Smith Inc.		Date Received:	05/14/15
600 Wilshire Boulevard, Suite 750		Work Order:	15-05-1102
Los Angeles, CA 90017-3255		Preparation:	EPA 5030C
		Method:	EPA 8015B
		Units:	ug/L
Project: Marina Del Rey Parking Lots 5 & 7			Page 1 of 2

Client Sample Number	Lab Sample Number	Date/Time Collected	Matrix	Instrument	Date Prepared	Date/Time Analyzed	QC Batch ID
5-2-I	**15-05-1102-1-A**	**05/14/15 13:45**	**Aqueous**	**GC 1**	**05/20/15**	**05/21/15 05:16**	**150520L059**

Comment(s): - Results were evaluated to the MDL (DL), concentrations >= to the MDL (DL) but < RL (LOQ), if found, are qualified with a "J" flag.

Parameter	Result	RL	MDL	DF	Qualifiers
Gasoline Range Organics	ND	50	38	1.00	

Surrogate	Rec. (%)	Control Limits	Qualifiers
1,4-Bromofluorobenzene	69	38-134	

5-2-E	**15-05-1102-2-A**	**05/14/15 14:20**	**Aqueous**	**GC 1**	**05/20/15**	**05/21/15 07:03**	**150520L059**

Comment(s): - Results were evaluated to the MDL (DL), concentrations >= to the MDL (DL) but < RL (LOQ), if found, are qualified with a "J" flag.

Parameter	Result	RL	MDL	DF	Qualifiers
Gasoline Range Organics	ND	50	38	1.00	

Surrogate	Rec. (%)	Control Limits	Qualifiers
1,4-Bromofluorobenzene	76	38-134	

5-2-E Dup	**15-05-1102-3-A**	**05/14/15 14:35**	**Aqueous**	**GC 1**	**05/20/15**	**05/21/15 07:39**	**150520L059**

Comment(s): - Results were evaluated to the MDL (DL), concentrations >= to the MDL (DL) but < RL (LOQ), if found, are qualified with a "J" flag.

Parameter	Result	RL	MDL	DF	Qualifiers
Gasoline Range Organics	ND	50	38	1.00	

Surrogate	Rec. (%)	Control Limits	Qualifiers
1,4-Bromofluorobenzene	72	38-134	

Blank	**15-05-1102-4-A**	**05/14/15 14:40**	**Aqueous**	**GC 1**	**05/20/15**	**05/21/15 08:14**	**150520L059**

Comment(s): - Results were evaluated to the MDL (DL), concentrations >= to the MDL (DL) but < RL (LOQ), if found, are qualified with a "J" flag.

Parameter	Result	RL	MDL	DF	Qualifiers
Gasoline Range Organics	ND	50	38	1.00	

Surrogate	Rec. (%)	Control Limits	Qualifiers
1,4-Bromofluorobenzene	79	38-134	

RL: Reporting Limit. DF: Dilution Factor. MDL: Method Detection Limit.

Return to Contents

eurofins | Calscience

Analytical Report

CDM Smith Inc.		Date Received:	05/14/15
600 Wilshire Boulevard, Suite 750		Work Order:	15-05-1102
Los Angeles, CA 90017-3255		Preparation:	EPA 5030C
		Method:	EPA 8015B
		Units:	ug/L
Project: Marina Del Rey Parking Lots 5 & 7			Page 2 of 2

Client Sample Number	Lab Sample Number	Date/Time Collected	Matrix	Instrument	Date Prepared	Date/Time Analyzed	QC Batch ID
Method Blank	**099-12-022-3034**	**N/A**	**Aqueous**	**GC 1**	**05/20/15**	**05/21/15 00:32**	**150520L059**

Comment(s): - Results were evaluated to the MDL (DL), concentrations >= to the MDL (DL) but < RL (LOQ), if found, are qualified with a "J" flag.

Parameter	Result	RL	MDL	DF	Qualifiers
Gasoline Range Organics	ND	50	38	1.00	

Surrogate	Rec. (%)	Control Limits	Qualifiers
1,4-Bromofluorobenzene	78	38-134	

RL: Reporting Limit. DF: Dilution Factor. MDL: Method Detection Limit.

Return to Contents

eurofins | Calscience

Analytical Report

CDM Smith Inc.		Date Received:	05/14/15
600 Wilshire Boulevard, Suite 750		Work Order:	15-05-1102
Los Angeles, CA 90017-3255		Preparation:	N/A
		Method:	EPA 200.7
		Units:	mg/L
Project: Marina Del Rey Parking Lots 5 & 7			Page 1 of 1

Client Sample Number	Lab Sample Number	Date/Time Collected	Matrix	Instrument	Date Prepared	Date/Time Analyzed	QC Batch ID
5-2-I	**15-05-1102-1-E**	**05/14/15 13:45**	**Aqueous**	**ICP 7300**	**05/15/15**	**05/19/15 16:14**	**150515LA5**

Comment(s): - Results were evaluated to the MDL (DL), concentrations >= to the MDL (DL) but < RL (LOQ), if found, are qualified with a "J" flag.

Parameter	Result	RL	MDL	DF	Qualifiers
Copper	0.0768	0.0100	0.00267	1.00	
Lead	0.0351	0.0100	0.00406	1.00	
Zinc	0.333	0.0100	0.00352	1.00	

5-2-E	**15-05-1102-2-E**	**05/14/15 14:20**	**Aqueous**	**ICP 7300**	**05/15/15**	**05/19/15 16:15**	**150515LA5**

Comment(s): - Results were evaluated to the MDL (DL), concentrations >= to the MDL (DL) but < RL (LOQ), if found, are qualified with a "J" flag.

Parameter	Result	RL	MDL	DF	Qualifiers
Copper	0.0192	0.0100	0.00267	1.00	
Lead	0.0127	0.0100	0.00406	1.00	
Zinc	1.96	0.0100	0.00352	1.00	

5-2-E Dup	**15-05-1102-3-E**	**05/14/15 14:35**	**Aqueous**	**ICP 7300**	**05/15/15**	**05/19/15 16:16**	**150515LA5**

Comment(s): - Results were evaluated to the MDL (DL), concentrations >= to the MDL (DL) but < RL (LOQ), if found, are qualified with a "J" flag.

Parameter	Result	RL	MDL	DF	Qualifiers
Copper	0.0135	0.0100	0.00267	1.00	
Lead	0.0107	0.0100	0.00406	1.00	
Zinc	0.0598	0.0100	0.00352	1.00	

Blank	**15-05-1102-4-E**	**05/14/15 14:40**	**Aqueous**	**ICP 7300**	**05/15/15**	**05/19/15 16:18**	**150515LA5**

Comment(s): - Results were evaluated to the MDL (DL), concentrations >= to the MDL (DL) but < RL (LOQ), if found, are qualified with a "J" flag.

Parameter	Result	RL	MDL	DF	Qualifiers
Copper	ND	0.0100	0.00267	1.00	
Lead	ND	0.0100	0.00406	1.00	
Zinc	ND	0.0100	0.00352	1.00	

Method Blank	**097-01-012-6191**	**N/A**	**Aqueous**	**ICP 7300**	**05/15/15**	**05/16/15 13:20**	**150515LA5**

Comment(s): - Results were evaluated to the MDL (DL), concentrations >= to the MDL (DL) but < RL (LOQ), if found, are qualified with a "J" flag.

Parameter	Result	RL	MDL	DF	Qualifiers
Copper	ND	0.0100	0.00267	1.00	
Lead	ND	0.0100	0.00406	1.00	
Zinc	ND	0.0100	0.00352	1.00	

RL: Reporting Limit. DF: Dilution Factor. MDL: Method Detection Limit.

Return to Contents

eurofins | Calscience

Analytical Report

CDM Smith Inc.		Date Received:	05/14/15
600 Wilshire Boulevard, Suite 750		Work Order:	15-05-1102
Los Angeles, CA 90017-3255		Preparation:	Filtered
		Method:	EPA 200.7
		Units:	mg/L
Project: Marina Del Rey Parking Lots 5 & 7			Page 1 of 1

Client Sample Number	Lab Sample Number	Date/Time Collected	Matrix	Instrument	Date Prepared	Date/Time Analyzed	QC Batch ID
5-2-I	**15-05-1102-1-D**	**05/14/15 13:45**	**Aqueous**	**ICP 7300**	**05/18/15**	**05/19/15 16:03**	**150518LA6F**

Comment(s): - Results were evaluated to the MDL (DL), concentrations >= to the MDL (DL) but < RL (LOQ), if found, are qualified with a "J" flag.

Parameter	Result	RL	MDL	DF	Qualifiers
Copper	0.0432	0.0100	0.00267	1.00	
Lead	ND	0.0100	0.00406	1.00	
Zinc	0.127	0.0100	0.00352	1.00	

5-2-E	**15-05-1102-2-D**	**05/14/15 14:20**	**Aqueous**	**ICP 7300**	**05/18/15**	**05/19/15 16:04**	**150518LA6F**

Comment(s): - Results were evaluated to the MDL (DL), concentrations >= to the MDL (DL) but < RL (LOQ), if found, are qualified with a "J" flag.

Parameter	Result	RL	MDL	DF	Qualifiers
Copper	0.00816	0.0100	0.00267	1.00	J
Lead	ND	0.0100	0.00406	1.00	
Zinc	0.0255	0.0100	0.00352	1.00	

5-2-E Dup	**15-05-1102-3-D**	**05/14/15 14:35**	**Aqueous**	**ICP 7300**	**05/18/15**	**05/19/15 16:10**	**150518LA6F**

Comment(s): - Results were evaluated to the MDL (DL), concentrations >= to the MDL (DL) but < RL (LOQ), if found, are qualified with a "J" flag.

Parameter	Result	RL	MDL	DF	Qualifiers
Copper	0.00444	0.0100	0.00267	1.00	J
Lead	ND	0.0100	0.00406	1.00	
Zinc	0.0153	0.0100	0.00352	1.00	

Blank	**15-05-1102-4-D**	**05/14/15 14:40**	**Aqueous**	**ICP 7300**	**05/18/15**	**05/19/15 16:12**	**150518LA6F**

Comment(s): - Results were evaluated to the MDL (DL), concentrations >= to the MDL (DL) but < RL (LOQ), if found, are qualified with a "J" flag.

Parameter	Result	RL	MDL	DF	Qualifiers
Copper	ND	0.0100	0.00267	1.00	
Lead	ND	0.0100	0.00406	1.00	
Zinc	ND	0.0100	0.00352	1.00	

Method Blank	**099-14-304-445**	**N/A**	**Aqueous**	**ICP 7300**	**05/18/15**	**05/19/15 15:51**	**150518LA6F**

Comment(s): - Results were evaluated to the MDL (DL), concentrations >= to the MDL (DL) but < RL (LOQ), if found, are qualified with a "J" flag.

Parameter	Result	RL	MDL	DF	Qualifiers
Copper	ND	0.0100	0.00267	1.00	
Lead	ND	0.0100	0.00406	1.00	
Zinc	ND	0.0100	0.00352	1.00	

RL: Reporting Limit. DF: Dilution Factor. MDL: Method Detection Limit.

Return to Contents

eurofins | Calscience

Analytical Report

CDM Smith Inc.
600 Wilshire Boulevard, Suite 750
Los Angeles, CA 90017-3255
Project: Marina Del Rey Parking Lots 5 & 7

Date Received: 05/14/15
Work Order: 15-05-1102

Page 1 of 1

Client Sample Number	Lab Sample Number	Date/Time Collected	Matrix
5-2-I	**15-05-1102-1**	**05/14/15 13:45**	**Aqueous**

Comment(s): (24) - Results were evaluated to the MDL (DL), concentrations >= to the MDL (DL) but < RL (LOQ), if found, are qualified with a "J" flag.

Parameter	Results	RL	MDL	DF	Qualifiers	Units	Date Prepared	Date Analyzed	Method
Hardness, Total (as CaCO3) (24)	50	4.0	2.0	2.00		mg/L	N/A	05/20/15	SM 2340C
Solids, Total Suspended (24)	162	1.00	0.829	1.00		mg/L	05/20/15	05/20/15	SM 2540 D

5-2-E	**15-05-1102-2**	**05/14/15 14:20**	**Aqueous**

Comment(s): (24) - Results were evaluated to the MDL (DL), concentrations >= to the MDL (DL) but < RL (LOQ), if found, are qualified with a "J" flag.

Parameter	Results	RL	MDL	DF	Qualifiers	Units	Date Prepared	Date Analyzed	Method
Hardness, Total (as CaCO3) (24)	80	4.0	2.0	2.00		mg/L	N/A	05/20/15	SM 2340C
Solids, Total Suspended (24)	65	1.0	0.83	1.00		mg/L	05/20/15	05/20/15	SM 2540 D

5-2-E Dup	**15-05-1102-3**	**05/14/15 14:35**	**Aqueous**

Comment(s): (24) - Results were evaluated to the MDL (DL), concentrations >= to the MDL (DL) but < RL (LOQ), if found, are qualified with a "J" flag.

Parameter	Results	RL	MDL	DF	Qualifiers	Units	Date Prepared	Date Analyzed	Method
Hardness, Total (as CaCO3) (24)	50	4.0	2.0	2.00		mg/L	N/A	05/20/15	SM 2340C
Solids, Total Suspended (24)	61	1.0	0.83	1.00		mg/L	05/20/15	05/20/15	SM 2540 D

Blank	**15-05-1102-4**	**05/14/15 14:40**	**Aqueous**

Comment(s): (24) - Results were evaluated to the MDL (DL), concentrations >= to the MDL (DL) but < RL (LOQ), if found, are qualified with a "J" flag.

Parameter	Results	RL	MDL	DF	Qualifiers	Units	Date Prepared	Date Analyzed	Method
Hardness, Total (as CaCO3) (24)	ND	2.0	0.99	1.00		mg/L	N/A	05/20/15	SM 2340C
Solids, Total Suspended (24)	ND	1.0	0.83	1.00		mg/L	05/20/15	05/20/15	SM 2540 D

Method Blank		**N/A**	**Aqueous**

Comment(s): (24) - Results were evaluated to the MDL (DL), concentrations >= to the MDL (DL) but < RL (LOQ), if found, are qualified with a "J" flag.

Parameter	Results	RL	MDL	DF	Qualifiers	Units	Date Prepared	Date Analyzed	Method
Hardness, Total (as CaCO3) (24)	ND	2.0	0.99	1.00		mg/L	N/A	05/20/15	SM 2340C
Solids, Total Suspended (24)	ND	1.0	0.83	1.00		mg/L	05/20/15	05/20/15	SM 2540 D

RL: Reporting Limit. DF: Dilution Factor. MDL: Method Detection Limit.

Return to Contents

eurofins | Calscience

Quality Control - Spike/Spike Duplicate

CDM Smith Inc.		Date Received:	05/14/15
600 Wilshire Boulevard, Suite 750		Work Order:	15-05-1102
Los Angeles, CA 90017-3255		Preparation:	EPA 5030C
		Method:	EPA 8015B
Project: Marina Del Rey Parking Lots 5 & 7			Page 1 of 3

Quality Control Sample ID	Type	Matrix	Instrument	Date Prepared	Date Analyzed	MS/MSD Batch Number
5-2-I	**Sample**	**Aqueous**	**GC 1**	**05/20/15**	**05/21/15 05:16**	**150520S033**
5-2-I	**Matrix Spike**	**Aqueous**	**GC 1**	**05/20/15**	**05/21/15 05:52**	**150520S033**
5-2-I	**Matrix Spike Duplicate**	**Aqueous**	**GC 1**	**05/20/15**	**05/21/15 06:28**	**150520S033**

Parameter	Sample Conc.	Spike Added	MS Conc.	MS %Rec.	MSD Conc.	MSD %Rec.	%Rec. CL	RPD	RPD CL	Qualifiers
Gasoline Range Organics	ND	2000	2064	103	2063	103	68-122	0	0-18	

RPD: Relative Percent Difference. CL: Control Limits

Return to Contents

eurofins | Calscience

Quality Control - Spike/Spike Duplicate

CDM Smith Inc.		Date Received:	05/14/15
600 Wilshire Boulevard, Suite 750		Work Order:	15-05-1102
Los Angeles, CA 90017-3255		Preparation:	N/A
		Method:	EPA 200.7
Project: Marina Del Rey Parking Lots 5 & 7			Page 2 of 3

Quality Control Sample ID	Type	Matrix	Instrument	Date Prepared	Date Analyzed	MS/MSD Batch Number
15-05-1077-1	**Sample**	**Aqueous**	**ICP 7300**	**05/15/15**	**05/16/15 14:45**	**150515SA5**
15-05-1077-1	**Matrix Spike**	**Aqueous**	**ICP 7300**	**05/15/15**	**05/16/15 14:46**	**150515SA5**
15-05-1077-1	**Matrix Spike Duplicate**	**Aqueous**	**ICP 7300**	**05/15/15**	**05/16/15 14:52**	**150515SA5**

Parameter	Sample Conc.	Spike Added	MS Conc.	MS %Rec.	MSD Conc.	MSD %Rec.	%Rec. CL	RPD	RPD CL	Qualifiers
Copper	0.01492	0.5000	0.5429	106	0.5750	112	80-120	6	0-20	
Lead	0.01144	0.5000	0.5142	101	0.5392	106	80-120	5	0-20	
Zinc	0.1514	0.5000	0.6784	105	0.7310	116	80-120	7	0-20	

RPD: Relative Percent Difference. CL: Control Limits

Return to Contents

eurofins | Calscience

Quality Control - Spike/Spike Duplicate

CDM Smith Inc.		Date Received:	05/14/15
600 Wilshire Boulevard, Suite 750		Work Order:	15-05-1102
Los Angeles, CA 90017-3255		Preparation:	Filtered
		Method:	EPA 200.7
Project: Marina Del Rey Parking Lots 5 & 7			Page 3 of 3

Quality Control Sample ID	Type	Matrix	Instrument	Date Prepared	Date Analyzed	MS/MSD Batch Number
5-2-E Dup	**Sample**	**Aqueous**	**ICP 7300**	**05/18/15**	**05/19/15 16:10**	**150518SA6**
5-2-E Dup	**Matrix Spike**	**Aqueous**	**ICP 7300**	**05/18/15**	**05/19/15 16:00**	**150518SA6**
5-2-E Dup	**Matrix Spike Duplicate**	**Aqueous**	**ICP 7300**	**05/18/15**	**05/19/15 16:01**	**150518SA6**

Parameter	Sample Conc.	Spike Added	MS Conc.	MS %Rec.	MSD Conc.	MSD %Rec.	%Rec. CL	RPD	RPD CL	Qualifiers
Copper	ND	0.5000	0.5282	106	0.5300	106	80-120	0	0-20	
Lead	ND	0.5000	0.5357	107	0.5297	106	80-120	1	0-20	
Zinc	0.01528	0.5000	0.5986	117	0.6002	117	80-120	0	0-20	

RPD: Relative Percent Difference. CL: Control Limits

Return to Contents

eurofins | Calscience

Quality Control - Sample Duplicate

CDM Smith Inc.		Date Received:	05/14/15
600 Wilshire Boulevard, Suite 750		Work Order:	15-05-1102
Los Angeles, CA 90017-3255		Preparation:	N/A
		Method:	SM 2340C
Project: Marina Del Rey Parking Lots 5 & 7			Page 1 of 2

Quality Control Sample ID	Type	Matrix	Instrument	Date Prepared	Date Analyzed	Duplicate Batch Number
15-05-0771-1	**Sample**	**Aqueous**	**BUR21**	**N/A**	**05/20/15 14:02**	**F0520HARD1**
15-05-0771-1	**Sample Duplicate**	**Aqueous**	**BUR21**	**N/A**	**05/20/15 14:02**	**F0520HARD1**

Parameter	Sample Conc.	DUP Conc.	RPD	RPD CL	Qualifiers
Hardness, Total (as CaCO3)	283.0	282.0	0	0-25	

RPD: Relative Percent Difference. CL: Control Limits

Return to Contents

eurofins | Calscience

Quality Control - Sample Duplicate

CDM Smith Inc.		Date Received:	05/14/15
600 Wilshire Boulevard, Suite 750		Work Order:	15-05-1102
Los Angeles, CA 90017-3255		Preparation:	N/A
		Method:	SM 2540 D
Project: Marina Del Rey Parking Lots 5 & 7			Page 2 of 2

Quality Control Sample ID	Type	Matrix	Instrument	Date Prepared	Date Analyzed	Duplicate Batch Number
5-2-I	**Sample**	**Aqueous**	**N/A**	**05/20/15 00:00**	**05/20/15 20:00**	**F0520TSSD5**
5-2-I	**Sample Duplicate**	**Aqueous**	**N/A**	**05/20/15 00:00**	**05/20/15 20:00**	**F0520TSSD5**

Parameter	Sample Conc.	DUP Conc.	RPD	RPD CL	Qualifiers
Solids, Total Suspended	162.0	166.0	2	0-20	

RPD: Relative Percent Difference. CL: Control Limits

Return to Contents

eurofins | Calscience

Quality Control - LCS/LCSD

CDM Smith Inc.		Date Received:	05/14/15
600 Wilshire Boulevard, Suite 750		Work Order:	15-05-1102
Los Angeles, CA 90017-3255		Preparation:	N/A
		Method:	SM 2540 D
Project: Marina Del Rey Parking Lots 5 & 7			Page 1 of 6

Quality Control Sample ID	Type	Matrix	Instrument	Date Prepared	Date Analyzed	LCS/LCSD Batch Number
099-09-010-7177	**LCS**	**Aqueous**	**N/A**	**05/20/15**	**05/20/15 20:00**	**F0520TSSB5**
099-09-010-7177	**LCSD**	**Aqueous**	**N/A**	**05/20/15**	**05/20/15 20:00**	**F0520TSSB5**

Parameter	Spike Added	LCS Conc.	LCS %Rec.	LCSD Conc.	LCSD %Rec.	%Rec. CL	RPD	RPD CL	Qualifiers
Solids, Total Suspended	100.0	80.00	80	90.00	90	80-120	12	0-20	

RPD: Relative Percent Difference. CL: Control Limits

Return to Contents

eurofins | Calscience

Quality Control - LCS/LCSD

CDM Smith Inc.		Date Received:	05/14/15
600 Wilshire Boulevard, Suite 750		Work Order:	15-05-1102
Los Angeles, CA 90017-3255		Preparation:	EPA 3510C
		Method:	EPA 8015B (M)
Project: Marina Del Rey Parking Lots 5 & 7			Page 2 of 6

Quality Control Sample ID	Type	Matrix	Instrument	Date Prepared	Date Analyzed	LCS/LCSD Batch Number
099-15-278-920	**LCS**	**Aqueous**	**GC 45**	**05/15/15**	**05/16/15 03:17**	**150515B15**
099-15-278-920	**LCSD**	**Aqueous**	**GC 45**	**05/15/15**	**05/16/15 03:35**	**150515B15**

Parameter	Spike Added	LCS Conc.	LCS %Rec.	LCSD Conc.	LCSD %Rec.	%Rec. CL	RPD	RPD CL	Qualifiers
TPH as Motor Oil	2000	1992	100	2046	102	75-117	3	0-13	

RPD: Relative Percent Difference. CL: Control Limits

Return to Contents

eurofins | Calscience

Quality Control - LCS/LCSD

CDM Smith Inc.		Date Received:	05/14/15
600 Wilshire Boulevard, Suite 750		Work Order:	15-05-1102
Los Angeles, CA 90017-3255		Preparation:	EPA 3510C
		Method:	EPA 8015B (M)
Project: Marina Del Rey Parking Lots 5 & 7			Page 3 of 6

Quality Control Sample ID	Type	Matrix	Instrument	Date Prepared	Date Analyzed	LCS/LCSD Batch Number
099-15-304-1041	**LCS**	**Aqueous**	**GC 45**	**05/15/15**	**05/16/15 02:42**	**150515B14**
099-15-304-1041	**LCSD**	**Aqueous**	**GC 45**	**05/15/15**	**05/16/15 02:59**	**150515B14**

Parameter	Spike Added	LCS Conc.	LCS %Rec.	LCSD Conc.	LCSD %Rec.	%Rec. CL	RPD	RPD CL	Qualifiers
TPH as Diesel	2000	2180	109	2199	110	75-117	1	0-13	

RPD: Relative Percent Difference. CL: Control Limits

Return to Contents

eurofins | Calscience

Quality Control - LCS

CDM Smith Inc.		Date Received:	05/14/15
600 Wilshire Boulevard, Suite 750		Work Order:	15-05-1102
Los Angeles, CA 90017-3255		Preparation:	EPA 5030C
		Method:	EPA 8015B
Project: Marina Del Rey Parking Lots 5 & 7			Page 4 of 6

Quality Control Sample ID	Type	Matrix	Instrument	Date Prepared	Date Analyzed	LCS Batch Number
099-12-022-3034	**LCS**	**Aqueous**	**GC 1**	**05/20/15**	**05/20/15 23:56**	**150520L059**

Parameter	Spike Added	Conc. Recovered	LCS %Rec.	%Rec. CL	Qualifiers
Gasoline Range Organics	2000	2151	108	78-120	

RPD: Relative Percent Difference. CL: Control Limits

Return to Contents

eurofins | Calscience

Quality Control - LCS

CDM Smith Inc.		Date Received:	05/14/15
600 Wilshire Boulevard, Suite 750		Work Order:	15-05-1102
Los Angeles, CA 90017-3255		Preparation:	N/A
		Method:	EPA 200.7
Project: Marina Del Rey Parking Lots 5 & 7			Page 5 of 6

Quality Control Sample ID	Type	Matrix	Instrument	Date Prepared	Date Analyzed	LCS Batch Number
097-01-012-6191	**LCS**	**Aqueous**	**ICP 7300**	**05/15/15**	**05/16/15 13:26**	**150515LA5**

Parameter	Spike Added	Conc. Recovered	LCS %Rec.	%Rec. CL	Qualifiers
Copper	0.5000	0.5031	101	85-115	
Lead	0.5000	0.4955	99	85-115	
Zinc	0.5000	0.4860	97	85-115	

RPD: Relative Percent Difference. CL: Control Limits

Return to Contents

eurofins | Calscience

Quality Control - LCS

CDM Smith Inc.		Date Received:	05/14/15
600 Wilshire Boulevard, Suite 750		Work Order:	15-05-1102
Los Angeles, CA 90017-3255		Preparation:	Filtered
		Method:	EPA 200.7
Project: Marina Del Rey Parking Lots 5 & 7			Page 6 of 6

Quality Control Sample ID	Type	Matrix	Instrument	Date Prepared	Date Analyzed	LCS Batch Number
099-14-304-445	**LCS**	**Aqueous**	**ICP 7300**	**05/18/15**	**05/19/15 15:53**	**150518LA6F**

Parameter	Spike Added	Conc. Recovered	LCS %Rec.	%Rec. CL	Qualifiers
Copper	0.5000	0.4949	99	85-115	
Lead	0.5000	0.4997	100	85-115	
Zinc	0.5000	0.4852	97	85-115	

RPD: Relative Percent Difference. CL: Control Limits

Return to Contents

eurofins | Calscience

Sample Analysis Summary Report

Work Order: 15-05-1102 Page 1 of 1

Method	Extraction	Chemist ID	Instrument	Analytical Location
EPA 200.7	N/A	935	ICP 7300	1
EPA 200.7	Filtered	935	ICP 7300	1
EPA 8015B	EPA 5030C	902	GC 1	2
EPA 8015B (M)	EPA 3510C	682	GC 45	1
SM 2340C	N/A	688	BUR21	1
SM 2540 D	N/A	977	N/A	1

Return to Contents

eurofins | Calscience

Glossary of Terms and Qualifiers

Work Order: 15-05-1102 Page 1 of 1

Qualifiers	Definition
*	See applicable analysis comment.
<	Less than the indicated value.
>	Greater than the indicated value.
1	Surrogate compound recovery was out of control due to a required sample dilution. Therefore, the sample data was reported without further clarification.
2	Surrogate compound recovery was out of control due to matrix interference. The associated method blank surrogate spike compound was in control and, therefore, the sample data was reported without further clarification.
3	Recovery of the Matrix Spike (MS) or Matrix Spike Duplicate (MSD) compound was out of control due to suspected matrix interference. The associated LCS recovery was in control.
4	The MS/MSD RPD was out of control due to suspected matrix interference.
5	The PDS/PDSD or PES/PESD associated with this batch of samples was out of control due to suspected matrix interference.
6	Surrogate recovery below the acceptance limit.
7	Surrogate recovery above the acceptance limit.
B	Analyte was present in the associated method blank.
BU	Sample analyzed after holding time expired.
BV	Sample received after holding time expired.
CI	See case narrative.
E	Concentration exceeds the calibration range.
ET	Sample was extracted past end of recommended max. holding time.
HD	The chromatographic pattern was inconsistent with the profile of the reference fuel standard.
HDH	The sample chromatographic pattern for TPH matches the chromatographic pattern of the specified standard but heavier hydrocarbons were also present (or detected).
HDL	The sample chromatographic pattern for TPH matches the chromatographic pattern of the specified standard but lighter hydrocarbons were also present (or detected).
J	Analyte was detected at a concentration below the reporting limit and above the laboratory method detection limit. Reported value is estimated.
JA	Analyte positively identified but quantitation is an estimate.
ME	LCS Recovery Percentage is within Marginal Exceedance (ME) Control Limit range (+/- 4 SD from the mean).
ND	Parameter not detected at the indicated reporting limit.
Q	Spike recovery and RPD control limits do not apply resulting from the parameter concentration in the sample exceeding the spike concentration by a factor of four or greater.
SG	The sample extract was subjected to Silica Gel treatment prior to analysis.
X	% Recovery and/or RPD out-of-range.
Z	Analyte presence was not confirmed by second column or GC/MS analysis.
	Solid - Unless otherwise indicated, solid sample data is reported on a wet weight basis, not corrected for % moisture. All QC results are reported on a wet weight basis.
	Any parameter identified in 40CFR Part 136.3 Table II that is designated as "analyze immediately" with a holding time of <= 15 minutes (40CFR-136.3 Table II, footnote 4), is considered a "field" test and the reported results will be qualified as being received outside of the stated holding time unless received at the laboratory within 15 minutes of the collection time.
	A calculated total result (Example: Total Pesticides) is the summation of each component concentration and/or, if "J" flags are reported, estimated concentration. Component concentrations showing not detected (ND) are summed into the calculated total result as zero concentrations.

Return to Contents

ATTACHMENT 8.2 - EXHIBIT D

eurofins | Calscience

7440 Lincoln Way, Garden Grove, CA 92841-1427 • (714) 895-5494
For courier service / sample drop off information, contact us26_sales@eurofinsus.com or call us.

CHAIN-OF-CUSTODY RECORD

WO NO. / LAB USE ONLY: **15-05-1102**

DATE: _____
PAGE: _____ OF _____

LABORATORY CLIENT: CDM Smith
ADDRESS: 600 Wilshire Blvd Suite 750
CITY: LA STATE: CA ZIP: 90017
TEL: 213-457-2200 E-MAIL: tinty@cdmsmith.com

CLIENT PROJECT NAME / NO.: Marina del Rey Parking Lots 597
P.O. NO.:
PROJECT CONTACT: Tiffany Lin
LAB CONTACT OR QUOTE NO.: Stephen Nowak Quote 959227
GLOBAL ID:
LOG CODE:
SAMPLER(S): (PRINT) Tiffany, Juan, Elise

TURNAROUND TIME (Rush surcharges may apply to any TAT not "STANDARD"):
☐ SAME DAY ☐ 24 HR ☐ 48 HR ☐ 72 HR ☐ 5 DAYS ☐ STANDARD

EDD:
☐ COELT EDF ☐ OTHER

SPECIAL INSTRUCTIONS:

REQUESTED ANALYSES

Please check box or fill in blank as needed.

LAB USE ONLY	SAMPLE ID	SAMPLING DATE	SAMPLING TIME	MATRIX	NO. OF CONT.	Unpreserved	Preserved	Field Filtered	☒ TPH(g) ☐ GRO gasoline	☒ TPH(d) ☐ DRO diesel/motor	TPH ☐ C6-C36 ☐ C6-C44	TPH ____	BTEX / MTBE ☐ 8260 ☐ ____	VOCs (8260)	Oxygenates (8260)	Prep (5035) ☐ En Core ☐ Terra Core	SVOCs (8270)	Pesticides (8081)	PCBs (8082) Total Hardness	~~PAHs ☐ 8270 ☐ 8270-SIM~~ TSS	T22 Metals ~~☐ 6010/7471X ☐ 6020/7471X~~ Total	Cr(VI) ~~☐ 7196 ☐ 7199 ☐ 218.6~~ metals dissolved	E. coli	Fecal Coliform	Total Coliform	Enterococcus
1	5-2-I	5/14/15	1:45						X	X									X	X	X	X	X	X	X	X
2	5-2-E	5/14/15	2:20						X	X									X	X	X	X	X	X	X	X
3	-DUP	5/14/15	2:35						X	X									X	X	X	X	X	X	X	X
4	Blank	5/14/15	2:40						X	X									X	X	X	X	X	X	X	X

Relinquished by: (Signature)	Received by: (Signature/Affiliation)	Date:	Time:
[signature]	[signature] EMT	5/14/15	1630
[signature]	[signature] CCL	5/14/15	1828

2014-07-01 Revision

Return to Contents

ATTACHMENT 8.2 - EXHIBIT D

eurofins | Calscience

WORK ORDER NUMBER: 15-05- 1102

SAMPLE RECEIPT CHECKLIST

COOLER 1 OF 1

CLIENT: CDM SMITH

DATE: 05 / 14 / 2015

TEMPERATURE: (Criteria: 0.0°C – 6.0°C, not frozen except sediment/tissue)

Thermometer ID: SC2 (CF:-0.3°C); Temperature (w/o CF): 3.0 °C (w/ CF): 2.7 °C; ☑ Blank ☐ Sample

☐ Sample(s) outside temperature criteria (PM/APM contacted by: _____)

☐ Sample(s) outside temperature criteria but received on ice/chilled on same day of sampling

☐ Sample(s) received at ambient temperature; placed on ice for transport by courier

Ambient Temperature: ☐ Air ☐ Filter Checked by: 678

CUSTODY SEAL:

Cooler	☐ Present and Intact	☐ Present but Not Intact	☑ Not Present	☐ N/A	Checked by: 678
Sample(s)	☐ Present and Intact	☐ Present but Not Intact	☑ Not Present	☐ N/A	Checked by: 965

SAMPLE CONDITION:

	Yes	No	N/A
Chain-of-Custody (COC) document(s) received with samples	☑	☐	☐
COC document(s) received complete	☐	☑	☐
☐ Sampling date ☐ Sampling time ☑ Matrix ☑ Number of containers *			
☐ No analysis requested ☐ Not relinquished ☐ No relinquished date ☐ No relinquished time			
Sampler's name indicated on COC	☑	☐	☐
Sample container label(s) consistent with COC	☑	☐	☐
Sample container(s) intact and in good condition	☑	☐	☐
Proper containers for analyses requested	☑	☐	☐
Sufficient volume/mass for analyses requested	☑	☐	☐
Samples received within holding time	☑	☐	☐
Aqueous samples for certain analyses received within 15-minute holding time			
☐ pH ☐ Residual Chlorine ☐ Dissolved Sulfide ☐ Dissolved Oxygen	☐	☐	☑
Proper preservation chemical(s) noted on COC and/or sample container	☑	☐	☐
Unpreserved aqueous sample(s) received for certain analyses			
☐ Volatile Organics ☐ Total Metals ☑ Dissolved Metals			
Container(s) for certain analysis free of headspace	☑	☐	☐
☑ Volatile Organics ☐ Dissolved Gases (RSK-175) ☐ Dissolved Oxygen (SM 4500)			
☐ Carbon Dioxide (SM 4500) ☐ Ferrous Iron (SM 3500) ☐ Hydrogen Sulfide (Hach)			
Tedlar™ bag(s) free of condensation	☐	☐	☑

CONTAINER TYPE: (Trip Blank Lot Number: _____)

Aqueous: ☐ VOA ☑ VOA**h** (2) ☐ VOA**na$_2$** ☐ 100PJ ☑ 100PJ**na$_2$** (4) ☐ 125AGB ☐ 125AGB**h** ☐ 125AGB**p** ☐ 125PB

☐ 125PB**znna** ☐ 250AGB ☐ 250CGB ☐ 250CGB**s** ☑ 250PB ☑ 250PB**n** (2) ☐ 500AGB ☑ 500AGJ ☐ 500AGJ**s**

☐ 500PB ☐ 1AGB ☐ 1AGB**na$_2$** ☐ 1AGB**s** ☑ 1PB ☐ 1PB**na** ☐ _____ ☐ _____ ☐ _____ ☐ _____

Solid: ☐ 4ozCGJ ☐ 8ozCGJ ☐ 16ozCGJ ☐ Sleeve (_____) ☐ EnCores® (_____) ☐ TerraCores® (_____) ☐ _____

Air: ☐ Tedlar™ ☐ Canister ☐ Sorbent Tube ☐ PUF ☐ _____ **Other Matrix** (_____): ☐ _____ ☐ _____

Container: **A** = Amber, **B** = Bottle, **C** = Clear, **E** = Envelope, **G** = Glass, **J** = Jar, **P** = Plastic, and **Z** = Ziploc/Resealable Bag

Preservative: **b** = buffered, **f** = filtered, **h** = HCl, **n** = HNO_3, **na** = NaOH, **na$_2$** = $Na_2S_2O_3$, **p** = H_3PO_4, **s** = H_2SO_4, **u** = ultra-pure, **znna** = $Zn(CH_3CO_2)_2$ + NaOH

Labeled/Checked by: 965

Reviewed by: 776

* received 11 containers

eurofins | Calscience

Subcontractor Analysis Report

Work Order: 15-05-1102 Page 1 of 1

One or more samples in this work order have tests that were subcontracted. The subcontract report(s) follows.

For subcontracted tests, please reference the laboratory information noted below.

1. Silliker Inc. - Cypress,CA CA ELAP 1534
   Microbiology

Return to Contents

ATTACHMENT 8.2 - EXHIBIT D

MERIEUX NutriSciences

CERTIFICATE OF ANALYSIS

SILLIKER, Inc.
Southern California Laboratory
6360 Gateway Drive, Cypress, CA 90630
Tel. 209/ 549 7508 Fax. 714/ 226 0009

COA No:	SCA-38017690-0
Supersedes:	None
COA Date	5/22/15
Page 1 of 2	

COPY TO:
Mr. Stephen Nowak
Project Manager
Eurofins Calscience, Inc.
7440 Lincoln Way
Garden Grove, CA 92841-1427

ORIGINAL TO:
Ms. Elizabeth Winger
Laboratory Director
Eurofins Calscience, Inc.
7440 Lincoln Way
Garden Grove, CA 92841-1427

Received From:	Garden Grove, CA
Received Date:	5/14/15
P.O.# / ID:	Elizabeth Winge
Location of Test: (except where noted)	Cypress, CA

Analytical Results

Desc. 1: Sample ID: 5-2-I
Desc. 2: Date: 05/14/15
Desc. 3: Time: 13:45
Desc. 4: Matrix: SW
Desc. 5: Project # : 15-05-1102
Desc. 6: Date and Time Tested: 05/14/15 7:23PM
Laboratory ID: 353264225
Condition Rec'd: NORMAL
Temp Rec'd (°C): 4.0

Analyte	Result	Units	Method Reference	Test Date	Loc.
Coliforms - 5 tube MPN	50	/100mL	SMEWW 20th ed. 9221B	5/18/15	
E. coli - 5 tube MPN	<2	/100mL	SMEWW 20th ed. 9221F	5/18/15	
Enterococci - 5 tube MPN	500	/100mL	SMEWW 20th, 9230A-B	5/17/15	
Fecal Coliforms - 5 tube MPN	<2	/100mL	SMEWW 20th ed. 9221E	5/18/15	

Desc. 1: Sample ID: 5-2-E
Desc. 2: Date: 05/14/15
Desc. 3: Time: 14:20
Desc. 4: Matrix: SW
Desc. 5: Project # : 15-05-1102
Desc. 6: Date and Time Tested: 05/14/15 7:23PM
Laboratory ID: 353264227
Condition Rec'd: NORMAL
Temp Rec'd (°C): 4.0

Analyte	Result	Units	Method Reference	Test Date	Loc.
Coliforms - 5 tube MPN	110	/100mL	SMEWW 20th ed. 9221B	5/18/15	
E. coli - 5 tube MPN	2	/100mL	SMEWW 20th ed. 9221F	5/21/15	
Enterococci - 5 tube MPN	2300	/100mL	SMEWW 20th, 9230A-B	5/17/15	
Fecal Coliforms - 5 tube MPN	23	/100mL	SMEWW 20th ed. 9221E	5/18/15	

Desc. 1: Sample ID: -DUP
Desc. 2: Date: 05/14/15
Desc. 3: Time: 14:35
Desc. 4: Matrix: SW
Desc. 5: Project # : 15-05-1102
Desc. 6: Date and Time Tested: 05/14/15 7:23PM
Laboratory ID: 353264229
Condition Rec'd: NORMAL
Temp Rec'd (°C): 4.0

Analyte	Result	Units	Method Reference	Test Date	Loc.
Coliforms - 5 tube MPN	220	/100mL	SMEWW 20th ed. 9221B	5/18/15	
E. coli - 5 tube MPN	8	/100mL	SMEWW 20th ed. 9221F	5/21/15	
Enterococci - 5 tube MPN	1300	/100mL	SMEWW 20th, 9230A-B	5/17/15	
Fecal Coliforms - 5 tube MPN	17	/100mL	SMEWW 20th ed. 9221E	5/18/15	

Results reported herein are provided "as is" and are based solely upon samples as provided by client. This report may not be distributed or reproduced except in full. Client shall not at any time misrepresent the content of this report. Mérieux NutriSciences assumes no responsibility, and client hereby waives all claims against Mérieux NutriSciences, for interpretation of such results.
Except as otherwise stated, Mérieux NutriSciences Terms and Conditions for Testing Services apply.

Return to Contents

ATTACHMENT 8.2 - EXHIBIT D

MERIEUX NutriSciences

CERTIFICATE OF ANALYSIS

SILLIKER, Inc.
Southern California Laboratory
6360 Gateway Drive, Cypress, CA 90630
Tel. 209/ 549 7508 Fax. 714/ 226 0009

COA No:	SCA-38017690-0
Supersedes:	None
COA Date	5/22/15
Page 2 of 2	

COPY TO:
Mr. Stephen Nowak
Project Manager
Eurofins Calscience, Inc.
7440 Lincoln Way
Garden Grove, CA 92841-1427

ORIGINAL TO:
Ms. Elizabeth Winger
Laboratory Director
Eurofins Calscience, Inc.
7440 Lincoln Way
Garden Grove, CA 92841-1427

Received From:	Garden Grove, CA
Received Date:	5/14/15
P.O.# / ID:	Elizabeth Winge
Location of Test: (except where noted)	Cypress, CA

Analytical Results

Desc. 1:	Sample ID: Blank	**Laboratory ID:**	353264230
Desc. 2:	Date: 05/14/15	**Condition Rec'd:**	NORMAL
Desc. 3:	Time: 14:40	**Temp Rec'd (°C):**	4.0
Desc. 4:	Matrix: SW		
Desc. 5:	Project # : 15-05-1102		
Desc. 6:	Date and Time Tested: 05/14/15 7:23PM		

Analyte	Result	Units	Method Reference	Test Date	Loc.
Coliforms - 5 tube MPN	<2	/100mL	SMEWW 20th ed. 9221B	5/16/15	
E. coli - 5 tube MPN	<2	/100mL	SMEWW 20th ed. 9221F	5/16/15	
Enterococci - 5 tube MPN	<2	/100mL	SMEWW 20th, 9230A-B	5/16/15	
Fecal Coliforms - 5 tube MPN	<2	/100mL	SMEWW 20th ed. 9221E	5/16/15	

Jorge Hernandez — Laboratory Director

Results reported herein are provided "as is" and are based solely upon samples as provided by client. This report may not be distributed or reproduced except in full. Client shall not at any time misrepresent the content of this report. Mérieux NutriSciences assumes no responsibility, and client hereby waives all claims against Mérieux NutriSciences, for interpretation of such results.
Except as otherwise stated, Mérieux NutriSciences Terms and Conditions for Testing Services apply.

Return to Contents

eurofins | Calscience

WORK ORDER NUMBER: 15-05-1156

The difference is service

AIR | SOIL | WATER | MARINE CHEMISTRY

Analytical Report For

Client: CDM Smith Inc.

Client Project Name: Marina Del Rey Parking Lots 5 & 7

Attention: Tiffany Lin
600 Wilshire Boulevard, Suite 750
Los Angeles, CA 90017-3255

Approved for release on 05/27/2015 by:
Stephen Nowak
Project Manager

ResultLink

Email your PM

Eurofins Calscience, Inc. (Calscience) certifies that the test results provided in this report meet all NELAC requirements for parameters for which accreditation is required or available. Any exceptions to NELAC requirements are noted in the case narrative. The original report of subcontracted analyses, if any, is attached to this report. The results in this report are limited to the sample(s) tested and any reproduction thereof must be made in its entirety. The client or recipient of this report is specifically prohibited from making material changes to said report and, to the extent that such changes are made, Calscience is not responsible, legally or otherwise. The client or recipient agrees to indemnify Calscience for any defense to any litigation which may arise.

7440 Lincoln Way, Garden Grove, CA 92841-1432 • TEL: (714) 895-5494 • FAX: (714) 894-7501 • www.calscience.com

CA ELAP ID: 2944 | ACLASS DoD-ELAP ID: ADE-1864 (ISO/IEC 17025:2005) | CSDLAC ID: 10109

eurofins | Calscience

Contents

Client Project Name: Marina Del Rey Parking Lots 5 & 7
Work Order Number: 15-05-1156

1 Work Order Narrative. 3

2 Sample Summary. 4

3 Detections Summary. 5

4 Client Sample Data. 6
4.1 EPA 8015B (M) TPH Motor Oil (Aqueous). 6
4.2 EPA 8015B (M) TPH Diesel (Aqueous). 7
4.3 EPA 8015B GRO (Aqueous). 8
4.4 EPA 200.7 ICP Metals (Aqueous). 9
4.5 EPA 200.7 ICP Metals (Aqueous). 10
4.6 Combined Inorganic Tests. 11

5 Quality Control Sample Data. 12
5.1 MS/MSD. 12
5.2 Sample Duplicate. 15
5.3 LCS. 17

6 Sample Analysis Summary. 23

7 Glossary of Terms and Qualifiers. 24

8 Chain-of-Custody/Sample Receipt Form. 25

9 Subcontract Narrative. 27

10 Subcontract - Microbiology 15-05-1156. 28

eurofins | Calscience

Work Order Narrative

Work Order: 15-05-1156 Page 1 of 1

Condition Upon Receipt:

Samples were received under Chain-of-Custody (COC) on 05/15/15. They were assigned to Work Order 15-05-1156.

Unless otherwise noted on the Sample Receiving forms all samples were received in good condition and within the recommended EPA temperature criteria for the methods noted on the COC. The COC and Sample Receiving Documents are integral elements of the analytical report and are presented at the back of the report.

Holding Times:

All samples were analyzed within prescribed holding times (HT) and/or in accordance with the Calscience Sample Acceptance Policy unless otherwise noted in the analytical report and/or comprehensive case narrative, if required.

Any parameter identified in 40CFR Part 136.3 Table II that is designated as "analyze immediately" with a holding time of <= 15 minutes (40CFR-136.3 Table II, footnote 4), is considered a "field" test and the reported results will be qualified as being received outside of the stated holding time unless received at the laboratory within 15 minutes of the collection time.

Quality Control:

All quality control parameters (QC) were within established control limits except where noted in the QC summary forms or described further within this report.

Subcontractor Information:

Unless otherwise noted below (or on the subcontract form), no samples were subcontracted.

Additional Comments:

Air - Sorbent-extracted air methods (EPA TO-4A, EPA TO-10, EPA TO-13A, EPA TO-17): Analytical results are converted from mass/sample basis to mass/volume basis using client-supplied air volumes.

Solid - Unless otherwise indicated, solid sample data is reported on a wet weight basis, not corrected for % moisture. All QC results are always reported on a wet weight basis.

Return to Contents

eurofins | Calscience

Sample Summary

Client:	CDM Smith Inc. 600 Wilshire Boulevard, Suite 750 Los Angeles, CA 90017-3255	Work Order:	15-05-1156
		Project Name:	Marina Del Rey Parking Lots 5 & 7
		PO Number:	
		Date/Time Received:	05/15/15 10:30
		Number of Containers:	11
Attn:	Tiffany Lin		

Sample Identification	Lab Number	Collection Date and Time	Number of Containers	Matrix
7-4-I	15-05-1156-1	05/15/15 08:10	11	Aqueous

Return to Contents

eurofins | Calscience

Detections Summary

Client:	CDM Smith Inc. 600 Wilshire Boulevard, Suite 750 Los Angeles, CA 90017-3255	Work Order: Project Name: Received:	15-05-1156 Marina Del Rey Parking Lots 5 & 7 05/15/15
Attn:	Tiffany Lin		Page 1 of 1

Client SampleID

Analyte	Result	Qualifiers	RL	Units	Method	Extraction
7-4-I (15-05-1156-1)						
Copper	0.0364		0.0100	mg/L	EPA 200.7	N/A
Zinc	0.310		0.0100	mg/L	EPA 200.7	N/A
Copper	0.0299		0.0100	mg/L	EPA 200.7	Filtered
Zinc	0.253		0.0100	mg/L	EPA 200.7	Filtered
TPH as Motor Oil	3000	HD	1200	ug/L	EPA 8015B (M)	EPA 3510C
TPH as Diesel	1500	HD	250	ug/L	EPA 8015B (M)	EPA 3510C
Hardness, Total (as CaCO3)	50		4.0	mg/L	SM 2340C	N/A
Solids, Total Suspended	31		1.0	mg/L	SM 2540 D	N/A

Subcontracted analyses, if any, are not included in this summary.

Return to Contents

* MDL is shown

eurofins | Calscience

Analytical Report

CDM Smith Inc.		Date Received:	05/15/15
600 Wilshire Boulevard, Suite 750		Work Order:	15-05-1156
Los Angeles, CA 90017-3255		Preparation:	EPA 3510C
		Method:	EPA 8015B (M)
		Units:	ug/L
Project: Marina Del Rey Parking Lots 5 & 7			Page 1 of 1

Client Sample Number	Lab Sample Number	Date/Time Collected	Matrix	Instrument	Date Prepared	Date/Time Analyzed	QC Batch ID
7-4-I	**15-05-1156-1-D**	**05/15/15 08:10**	**Aqueous**	**GC 46**	**05/19/15**	**05/19/15 13:05**	**150519B03**

Comment(s): - Results were evaluated to the MDL (DL), concentrations >= to the MDL (DL) but < RL (LOQ), if found, are qualified with a "J" flag.

Parameter	Result	RL	MDL	DF	Qualifiers
TPH as Motor Oil	3000	1200	270	5.00	HD

Surrogate	Rec. (%)	Control Limits	Qualifiers
n-Octacosane	96	68-140	

Method Blank	**099-15-278-921**	**N/A**	**Aqueous**	**GC 46**	**05/19/15**	**05/19/15 13:22**	**150519B03**

Comment(s): - Results were evaluated to the MDL (DL), concentrations >= to the MDL (DL) but < RL (LOQ), if found, are qualified with a "J" flag.

Parameter	Result	RL	MDL	DF	Qualifiers
TPH as Motor Oil	ND	250	53	1.00	

Surrogate	Rec. (%)	Control Limits	Qualifiers
n-Octacosane	97	68-140	

Return to Contents

RL: Reporting Limit. DF: Dilution Factor. MDL: Method Detection Limit.

eurofins | Calscience

Analytical Report

CDM Smith Inc.		Date Received:	05/15/15
600 Wilshire Boulevard, Suite 750		Work Order:	15-05-1156
Los Angeles, CA 90017-3255		Preparation:	EPA 3510C
		Method:	EPA 8015B (M)
		Units:	ug/L
Project: Marina Del Rey Parking Lots 5 & 7			Page 1 of 1

Client Sample Number	Lab Sample Number	Date/Time Collected	Matrix	Instrument	Date Prepared	Date/Time Analyzed	QC Batch ID
7-4-I	**15-05-1156-1-D**	**05/15/15 08:10**	**Aqueous**	**GC 46**	**05/19/15**	**05/19/15 13:05**	**150519B02**

Comment(s): - Results were evaluated to the MDL (DL), concentrations >= to the MDL (DL) but < RL (LOQ), if found, are qualified with a "J" flag.

Parameter	Result	RL	MDL	DF	Qualifiers
TPH as Diesel	1500	250	40	5.00	HD

Surrogate	Rec. (%)	Control Limits	Qualifiers
n-Octacosane	96	68-140	

Method Blank	099-15-304-1043	N/A	Aqueous	GC 46	05/19/15	05/19/15 13:22	150519B02

Comment(s): - Results were evaluated to the MDL (DL), concentrations >= to the MDL (DL) but < RL (LOQ), if found, are qualified with a "J" flag.

Parameter	Result	RL	MDL	DF	Qualifiers
TPH as Diesel	ND	50	8.0	1.00	

Surrogate	Rec. (%)	Control Limits	Qualifiers
n-Octacosane	97	68-140	

Return to Contents

RL: Reporting Limit. DF: Dilution Factor. MDL: Method Detection Limit.

eurofins | Calscience

Analytical Report

CDM Smith Inc.		Date Received:	05/15/15
600 Wilshire Boulevard, Suite 750		Work Order:	15-05-1156
Los Angeles, CA 90017-3255		Preparation:	EPA 5030C
		Method:	EPA 8015B
		Units:	ug/L
Project: Marina Del Rey Parking Lots 5 & 7			Page 1 of 1

Client Sample Number	Lab Sample Number	Date/Time Collected	Matrix	Instrument	Date Prepared	Date/Time Analyzed	QC Batch ID
7-4-I	**15-05-1156-1-A**	**05/15/15 08:10**	**Aqueous**	**GC 1**	**05/20/15**	**05/21/15 08:50**	**150520L059**

Comment(s): - Results were evaluated to the MDL (DL), concentrations >= to the MDL (DL) but < RL (LOQ), if found, are qualified with a "J" flag.

Parameter	Result	RL	MDL	DF	Qualifiers
Gasoline Range Organics	ND	50	38	1.00	

Surrogate	Rec. (%)	Control Limits	Qualifiers
1,4-Bromofluorobenzene	71	38-134	

Method Blank	**099-12-022-3034**	**N/A**	**Aqueous**	**GC 1**	**05/20/15**	**05/21/15 00:32**	**150520L059**

Comment(s): - Results were evaluated to the MDL (DL), concentrations >= to the MDL (DL) but < RL (LOQ), if found, are qualified with a "J" flag.

Parameter	Result	RL	MDL	DF	Qualifiers
Gasoline Range Organics	ND	50	38	1.00	

Surrogate	Rec. (%)	Control Limits	Qualifiers
1,4-Bromofluorobenzene	78	38-134	

Return to Contents

RL: Reporting Limit. DF: Dilution Factor. MDL: Method Detection Limit.

eurofins | Calscience

Analytical Report

CDM Smith Inc.		Date Received:	05/15/15
600 Wilshire Boulevard, Suite 750		Work Order:	15-05-1156
Los Angeles, CA 90017-3255		Preparation:	N/A
		Method:	EPA 200.7
		Units:	mg/L
Project: Marina Del Rey Parking Lots 5 & 7			Page 1 of 1

Client Sample Number	Lab Sample Number	Date/Time Collected	Matrix	Instrument	Date Prepared	Date/Time Analyzed	QC Batch ID
7-4-I	**15-05-1156-1-G**	**05/15/15 08:10**	**Aqueous**	**ICP 7300**	**05/18/15**	**05/19/15 15:58**	**150518LA3A**

Comment(s): - Results were evaluated to the MDL (DL), concentrations >= to the MDL (DL) but < RL (LOQ), if found, are qualified with a "J" flag.

Parameter	Result	RL	MDL	DF	Qualifiers
Copper	0.0364	0.0100	0.00267	1.00	
Lead	ND	0.0100	0.00406	1.00	
Zinc	0.310	0.0100	0.00352	1.00	

Method Blank	**097-01-012-6195**	**N/A**	**Aqueous**	**ICP 7300**	**05/18/15**	**05/19/15 15:07**	**150518LA3A**

Comment(s): - Results were evaluated to the MDL (DL), concentrations >= to the MDL (DL) but < RL (LOQ), if found, are qualified with a "J" flag.

Parameter	Result	RL	MDL	DF	Qualifiers
Copper	ND	0.0100	0.00267	1.00	
Lead	ND	0.0100	0.00406	1.00	
Zinc	ND	0.0100	0.00352	1.00	

Return to Contents

RL: Reporting Limit. DF: Dilution Factor. MDL: Method Detection Limit.

eurofins | Calscience

Analytical Report

CDM Smith Inc.		Date Received:	05/15/15
600 Wilshire Boulevard, Suite 750		Work Order:	15-05-1156
Los Angeles, CA 90017-3255		Preparation:	Filtered
		Method:	EPA 200.7
		Units:	mg/L
Project: Marina Del Rey Parking Lots 5 & 7			Page 1 of 1

Client Sample Number	Lab Sample Number	Date/Time Collected	Matrix	Instrument	Date Prepared	Date/Time Analyzed	QC Batch ID
7-4-I	**15-05-1156-1-F**	**05/15/15 08:10**	**Aqueous**	**ICP 7300**	**05/18/15**	**05/19/15 15:57**	**150518LA6F**

Comment(s): - Results were evaluated to the MDL (DL), concentrations >= to the MDL (DL) but < RL (LOQ), if found, are qualified with a "J" flag.

Parameter	Result	RL	MDL	DF	Qualifiers
Copper	0.0299	0.0100	0.00267	1.00	
Lead	ND	0.0100	0.00406	1.00	
Zinc	0.253	0.0100	0.00352	1.00	

Method Blank	**099-14-304-445**	**N/A**	**Aqueous**	**ICP 7300**	**05/18/15**	**05/19/15 15:51**	**150518LA6F**

Comment(s): - Results were evaluated to the MDL (DL), concentrations >= to the MDL (DL) but < RL (LOQ), if found, are qualified with a "J" flag.

Parameter	Result	RL	MDL	DF	Qualifiers
Copper	ND	0.0100	0.00267	1.00	
Lead	ND	0.0100	0.00406	1.00	
Zinc	ND	0.0100	0.00352	1.00	

Return to Contents

RL: Reporting Limit. DF: Dilution Factor. MDL: Method Detection Limit.

eurofins | Calscience

Analytical Report

CDM Smith Inc.		Date Received:	05/15/15
600 Wilshire Boulevard, Suite 750		Work Order:	15-05-1156
Los Angeles, CA 90017-3255			
Project: Marina Del Rey Parking Lots 5 & 7			Page 1 of 1

Client Sample Number	Lab Sample Number	Date/Time Collected	Matrix
7-4-I	**15-05-1156-1**	**05/15/15 08:10**	**Aqueous**

Parameter	Results	RL	DF	Qualifiers	Units	Date Prepared	Date Analyzed	Method
Hardness, Total (as CaCO3)	50	4.0	2.00		mg/L	N/A	05/20/15	SM 2340C
Solids, Total Suspended	31	1.0	1.00		mg/L	05/19/15	05/19/15	SM 2540 D

Method Blank	**N/A**	**Aqueous**

Parameter	Results	RL	DF	Qualifiers	Units	Date Prepared	Date Analyzed	Method
Hardness, Total (as CaCO3)	ND	2.0	1.00		mg/L	N/A	05/20/15	SM 2340C
Solids, Total Suspended	ND	1.0	1.00		mg/L	05/19/15	05/19/15	SM 2540 D

Return to Contents

RL: Reporting Limit. DF: Dilution Factor. MDL: Method Detection Limit.

eurofins | Calscience

Quality Control - Spike/Spike Duplicate

CDM Smith Inc.		Date Received:	05/15/15
600 Wilshire Boulevard, Suite 750		Work Order:	15-05-1156
Los Angeles, CA 90017-3255		Preparation:	EPA 5030C
		Method:	EPA 8015B
Project: Marina Del Rey Parking Lots 5 & 7			Page 1 of 3

Quality Control Sample ID	Type	Matrix	Instrument	Date Prepared	Date Analyzed	MS/MSD Batch Number
15-05-1102-1	**Sample**	**Aqueous**	**GC 1**	**05/20/15**	**05/21/15 05:16**	**150520S033**
15-05-1102-1	**Matrix Spike**	**Aqueous**	**GC 1**	**05/20/15**	**05/21/15 05:52**	**150520S033**
15-05-1102-1	**Matrix Spike Duplicate**	**Aqueous**	**GC 1**	**05/20/15**	**05/21/15 06:28**	**150520S033**

Parameter	Sample Conc.	Spike Added	MS Conc.	MS %Rec.	MSD Conc.	MSD %Rec.	%Rec. CL	RPD	RPD CL	Qualifiers
Gasoline Range Organics	ND	2000	2064	103	2063	103	68-122	0	0-18	

RPD: Relative Percent Difference. CL: Control Limits

Return to Contents

eurofins | Calscience

Quality Control - Spike/Spike Duplicate

CDM Smith Inc.		Date Received:	05/15/15
600 Wilshire Boulevard, Suite 750		Work Order:	15-05-1156
Los Angeles, CA 90017-3255		Preparation:	N/A
		Method:	EPA 200.7
Project: Marina Del Rey Parking Lots 5 & 7			Page 2 of 3

Quality Control Sample ID	Type	Matrix	Instrument	Date Prepared	Date Analyzed	MS/MSD Batch Number
15-05-1158-1	**Sample**	**Aqueous**	**ICP 7300**	**05/18/15**	**05/19/15 15:18**	**150518SA3A**
15-05-1158-1	**Matrix Spike**	**Aqueous**	**ICP 7300**	**05/18/15**	**05/19/15 15:20**	**150518SA3A**
15-05-1158-1	**Matrix Spike Duplicate**	**Aqueous**	**ICP 7300**	**05/18/15**	**05/19/15 15:22**	**150518SA3A**

Parameter	Sample Conc.	Spike Added	MS Conc.	MS %Rec.	MSD Conc.	MSD %Rec.	%Rec. CL	RPD	RPD CL	Qualifiers
Copper	ND	0.5000	0.5704	114	0.5889	118	80-120	3	0-20	
Lead	ND	0.5000	0.4856	97	0.4970	99	80-120	2	0-20	
Zinc	0.05206	0.5000	0.6028	110	0.6294	115	80-120	4	0-20	

RPD: Relative Percent Difference. CL: Control Limits

Return to Contents

eurofins | Calscience

Quality Control - Spike/Spike Duplicate

CDM Smith Inc.		Date Received:	05/15/15
600 Wilshire Boulevard, Suite 750		Work Order:	15-05-1156
Los Angeles, CA 90017-3255		Preparation:	Filtered
		Method:	EPA 200.7
Project: Marina Del Rey Parking Lots 5 & 7			Page 3 of 3

Quality Control Sample ID	Type	Matrix	Instrument	Date Prepared	Date Analyzed	MS/MSD Batch Number
15-05-1102-3	**Sample**	**Aqueous**	**ICP 7300**	**05/18/15**	**05/19/15 16:10**	**150518SA6**
15-05-1102-3	**Matrix Spike**	**Aqueous**	**ICP 7300**	**05/18/15**	**05/19/15 16:00**	**150518SA6**
15-05-1102-3	**Matrix Spike Duplicate**	**Aqueous**	**ICP 7300**	**05/18/15**	**05/19/15 16:01**	**150518SA6**

Parameter	Sample Conc.	Spike Added	MS Conc.	MS %Rec.	MSD Conc.	MSD %Rec.	%Rec. CL	RPD	RPD CL	Qualifiers
Copper	ND	0.5000	0.5282	106	0.5300	106	80-120	0	0-20	
Lead	ND	0.5000	0.5357	107	0.5297	106	80-120	1	0-20	
Zinc	0.01528	0.5000	0.5986	117	0.6002	117	80-120	0	0-20	

RPD: Relative Percent Difference. CL: Control Limits

Return to Contents

eurofins | Calscience

Quality Control - Sample Duplicate

CDM Smith Inc.		Date Received:	05/15/15
600 Wilshire Boulevard, Suite 750		Work Order:	15-05-1156
Los Angeles, CA 90017-3255		Preparation:	N/A
		Method:	SM 2340C
Project: Marina Del Rey Parking Lots 5 & 7			Page 1 of 2

Quality Control Sample ID	Type	Matrix	Instrument	Date Prepared	Date Analyzed	Duplicate Batch Number
15-05-0771-1	**Sample**	**Aqueous**	**BUR21**	**N/A**	**05/20/15 14:02**	**F0520HARD1**
15-05-0771-1	**Sample Duplicate**	**Aqueous**	**BUR21**	**N/A**	**05/20/15 14:02**	**F0520HARD1**

Parameter	Sample Conc.	DUP Conc.	RPD	RPD CL	Qualifiers
Hardness, Total (as CaCO3)	283.0	282.0	0	0-25	

RPD: Relative Percent Difference. CL: Control Limits

Return to Contents

eurofins | Calscience

Quality Control - Sample Duplicate

CDM Smith Inc.		Date Received:	05/15/15
600 Wilshire Boulevard, Suite 750		Work Order:	15-05-1156
Los Angeles, CA 90017-3255		Preparation:	N/A
		Method:	SM 2540 D
Project: Marina Del Rey Parking Lots 5 & 7			Page 2 of 2

Quality Control Sample ID	Type	Matrix	Instrument	Date Prepared	Date Analyzed	Duplicate Batch Number
15-05-1135-2	**Sample**	**Aqueous**	**N/A**	**05/19/15 00:00**	**05/19/15 19:00**	**F0519TSSD2**
15-05-1135-2	**Sample Duplicate**	**Aqueous**	**N/A**	**05/19/15 00:00**	**05/19/15 19:00**	**F0519TSSD2**

Parameter	Sample Conc.	DUP Conc.	RPD	RPD CL	Qualifiers
Solids, Total Suspended	490.0	504.0	3	0-20	

RPD: Relative Percent Difference. CL: Control Limits

Return to Contents

eurofins | Calscience

Quality Control - LCS

CDM Smith Inc.		Date Received:	05/15/15
600 Wilshire Boulevard, Suite 750		Work Order:	15-05-1156
Los Angeles, CA 90017-3255		Preparation:	N/A
		Method:	SM 2540 D
Project: Marina Del Rey Parking Lots 5 & 7			Page 1 of 6

Quality Control Sample ID	Type	Matrix	Instrument	Date Prepared	Date Analyzed	LCS Batch Number
099-09-010-7175	**LCS**	**Aqueous**	**N/A**	**05/19/15**	**05/19/15 19:00**	**F0519TSSL2**

Parameter	Spike Added	Conc. Recovered	LCS %Rec.	%Rec. CL	Qualifiers
Solids, Total Suspended	100.0	106.0	106	80-120	

CL: Control Limits

Return to Contents

eurofins | Calscience

Quality Control - LCS

CDM Smith Inc.		Date Received:	05/15/15
600 Wilshire Boulevard, Suite 750		Work Order:	15-05-1156
Los Angeles, CA 90017-3255		Preparation:	EPA 3510C
		Method:	EPA 8015B (M)
Project: Marina Del Rey Parking Lots 5 & 7			Page 2 of 6

Quality Control Sample ID	Type	Matrix	Instrument	Date Prepared	Date Analyzed	LCS Batch Number
099-15-278-921	**LCS**	**Aqueous**	**GC 46**	**05/19/15**	**05/19/15 14:14**	**150519B03**

Parameter	Spike Added	Conc. Recovered	LCS %Rec.	%Rec. CL	Qualifiers
TPH as Motor Oil	2000	2105	105	75-117	

CL: Control Limits

Return to Contents

eurofins | Calscience

Quality Control - LCS

CDM Smith Inc.		Date Received:	05/15/15
600 Wilshire Boulevard, Suite 750		Work Order:	15-05-1156
Los Angeles, CA 90017-3255		Preparation:	EPA 3510C
		Method:	EPA 8015B (M)
Project: Marina Del Rey Parking Lots 5 & 7			Page 3 of 6

Quality Control Sample ID	Type	Matrix	Instrument	Date Prepared	Date Analyzed	LCS Batch Number
099-15-304-1043	**LCS**	**Aqueous**	**GC 46**	**05/19/15**	**05/19/15 13:39**	**150519B02**

Parameter	Spike Added	Conc. Recovered	LCS %Rec.	%Rec. CL	Qualifiers
TPH as Diesel	2000	2257	113	75-117	

CL: Control Limits

Return to Contents

eurofins | Calscience

Quality Control - LCS

CDM Smith Inc.		Date Received:	05/15/15
600 Wilshire Boulevard, Suite 750		Work Order:	15-05-1156
Los Angeles, CA 90017-3255		Preparation:	EPA 5030C
		Method:	EPA 8015B
Project: Marina Del Rey Parking Lots 5 & 7			Page 4 of 6

Quality Control Sample ID	Type	Matrix	Instrument	Date Prepared	Date Analyzed	LCS Batch Number
099-12-022-3034	**LCS**	**Aqueous**	**GC 1**	**05/20/15**	**05/20/15 23:56**	**150520L059**

Parameter	Spike Added	Conc. Recovered	LCS %Rec.	%Rec. CL	Qualifiers
Gasoline Range Organics	2000	2151	108	78-120	

CL: Control Limits

Return to Contents

eurofins | Calscience

Quality Control - LCS

CDM Smith Inc.		Date Received:	05/15/15
600 Wilshire Boulevard, Suite 750		Work Order:	15-05-1156
Los Angeles, CA 90017-3255		Preparation:	N/A
		Method:	EPA 200.7
Project: Marina Del Rey Parking Lots 5 & 7			Page 5 of 6

Quality Control Sample ID	Type	Matrix	Instrument	Date Prepared	Date Analyzed	LCS Batch Number
097-01-012-6195	**LCS**	**Aqueous**	**ICP 7300**	**05/18/15**	**05/19/15 15:09**	**150518LA3A**

Parameter	Spike Added	Conc. Recovered	LCS %Rec.	%Rec. CL	Qualifiers
Copper	0.5000	0.4911	98	85-115	
Lead	0.5000	0.4965	99	85-115	
Zinc	0.5000	0.4819	96	85-115	

CL: Control Limits

Return to Contents

eurofins | Calscience

Quality Control - LCS

CDM Smith Inc.		Date Received:	05/15/15
600 Wilshire Boulevard, Suite 750		Work Order:	15-05-1156
Los Angeles, CA 90017-3255		Preparation:	Filtered
		Method:	EPA 200.7
Project: Marina Del Rey Parking Lots 5 & 7			Page 6 of 6

Quality Control Sample ID	Type	Matrix	Instrument	Date Prepared	Date Analyzed	LCS Batch Number
099-14-304-445	**LCS**	**Aqueous**	**ICP 7300**	**05/18/15**	**05/19/15 15:53**	**150518LA6F**

Parameter	Spike Added	Conc. Recovered	LCS %Rec.	%Rec. CL	Qualifiers
Copper	0.5000	0.4949	99	85-115	
Lead	0.5000	0.4997	100	85-115	
Zinc	0.5000	0.4852	97	85-115	

CL: Control Limits

Return to Contents

eurofins | Calscience

Sample Analysis Summary Report

Work Order: 15-05-1156 Page 1 of 1

Method	Extraction	Chemist ID	Instrument	Analytical Location
EPA 200.7	N/A	935	ICP 7300	1
EPA 200.7	Filtered	935	ICP 7300	1
EPA 8015B	EPA 5030C	902	GC 1	2
EPA 8015B (M)	EPA 3510C	421	GC 46	1
EPA 8015B (M)	EPA 3510C	972	GC 46	1
SM 2340C	N/A	688	BUR21	1
SM 2540 D	N/A	689	N/A	1

Return to Contents

eurofins | Calscience

Glossary of Terms and Qualifiers

Work Order: 15-05-1156 Page 1 of 1

Qualifiers	Definition
*	See applicable analysis comment.
<	Less than the indicated value.
>	Greater than the indicated value.
1	Surrogate compound recovery was out of control due to a required sample dilution. Therefore, the sample data was reported without further clarification.
2	Surrogate compound recovery was out of control due to matrix interference. The associated method blank surrogate spike compound was in control and, therefore, the sample data was reported without further clarification.
3	Recovery of the Matrix Spike (MS) or Matrix Spike Duplicate (MSD) compound was out of control due to suspected matrix interference. The associated LCS recovery was in control.
4	The MS/MSD RPD was out of control due to suspected matrix interference.
5	The PDS/PDSD or PES/PESD associated with this batch of samples was out of control due to suspected matrix interference.
6	Surrogate recovery below the acceptance limit.
7	Surrogate recovery above the acceptance limit.
B	Analyte was present in the associated method blank.
BU	Sample analyzed after holding time expired.
BV	Sample received after holding time expired.
CI	See case narrative.
E	Concentration exceeds the calibration range.
ET	Sample was extracted past end of recommended max. holding time.
HD	The chromatographic pattern was inconsistent with the profile of the reference fuel standard.
HDH	The sample chromatographic pattern for TPH matches the chromatographic pattern of the specified standard but heavier hydrocarbons were also present (or detected).
HDL	The sample chromatographic pattern for TPH matches the chromatographic pattern of the specified standard but lighter hydrocarbons were also present (or detected).
J	Analyte was detected at a concentration below the reporting limit and above the laboratory method detection limit. Reported value is estimated.
JA	Analyte positively identified but quantitation is an estimate.
ME	LCS Recovery Percentage is within Marginal Exceedance (ME) Control Limit range (+/- 4 SD from the mean).
ND	Parameter not detected at the indicated reporting limit.
Q	Spike recovery and RPD control limits do not apply resulting from the parameter concentration in the sample exceeding the spike concentration by a factor of four or greater.
SG	The sample extract was subjected to Silica Gel treatment prior to analysis.
X	% Recovery and/or RPD out-of-range.
Z	Analyte presence was not confirmed by second column or GC/MS analysis.
	Solid - Unless otherwise indicated, solid sample data is reported on a wet weight basis, not corrected for % moisture. All QC results are reported on a wet weight basis.
	Any parameter identified in 40CFR Part 136.3 Table II that is designated as "analyze immediately" with a holding time of <= 15 minutes (40CFR-136.3 Table II, footnote 4), is considered a "field" test and the reported results will be qualified as being received outside of the stated holding time unless received at the laboratory within 15 minutes of the collection time.
	A calculated total result (Example: Total Pesticides) is the summation of each component concentration and/or, if "J" flags are reported, estimated concentration. Component concentrations showing not detected (ND) are summed into the calculated total result as zero concentrations.

Return to Contents

eurofins | Calscience

7440 Lincoln Way, Garden Grove, CA 92841-1427 • (714) 895-5494
For courier service / sample drop off information, contact us26_sales@eurofinsus.com or call us.

CHAIN-OF-CUSTODY RECORD

WO NO. / LAB USE ONLY: **15-05-1156**

DATE: 05/15/2015
PAGE: 1 OF 1

LABORATORY CLIENT: CDM Smith
ADDRESS: 600 Wilshire Blvd. Suite 750
CITY: LA STATE: CA ZIP: 90017
TEL: 213-457-2200 E-MAIL: linty@cdmsmith.com

TURNAROUND TIME (Rush surcharges may apply to any TAT not "STANDARD"):
☐ SAME DAY ☐ 24 HR ☐ 48 HR ☐ 72 HR ☐ 5 DAYS ☒ STANDARD

EDD:
☐ COELT EDF ☐ OTHER

SPECIAL INSTRUCTIONS:

CLIENT PROJECT NAME / NO.: Marina Del Rey Parking Lots 5 & 7
P.O. NO.:
PROJECT CONTACT: Tiffany Lin
LAB CONTACT OR QUOTE NO.: Stephen Nowak
GLOBAL ID:
LOG CODE:
SAMPLER(S) (PRINT): Tiffany Lin, Elise Takebayashi

REQUESTED ANALYSES

Please check box or fill in blank as needed.

LAB USE ONLY	SAMPLE ID	SAMPLING DATE	SAMPLING TIME	MATRIX	NO. OF CONT.	Unpreserved	Preserved	Field Filtered	☒ TPH(g) ☐ GRO Gasoline	☒ TPH(d) ☐ DRO Diesel & Motor	TPH ☐ C6-C36 ☐ C6-C44	TPH ____	BTEX / MTBE ☐ 8260 ☐ ____	~~VOCs (8260)~~	Oxygenates (8260)	Prep (5035) ☐ En Core ☐ Terra Core	SVOCs (8270)	Pesticides (8081)	PCBs (8082) Total Halogens	PAHs ☐ 8270 ☐ 8270 SIM SSL	T22 Metals ☐ 6010/7470 ☐ 6020/7470 Total	Cr(VI) ☐ 7196 ☐ 7199 ☐ 218.6 Dissolved Chromium	FC	TC	FC	Ent
1	7-4-I	5/15/15	8:10AM	H_2O	11				X	X				X					X	X	X	X	X	X	X	X

Relinquished by: (Signature)	Received by: (Signature/Affiliation)	Date:	Time:
[signature]	[signature] EG	5/15/15	10:30 AM
Relinquished by: (Signature)	Received by: (Signature/Affiliation)	Date:	Time:
Relinquished by: (Signature)	Received by: (Signature/Affiliation)	Date:	Time:

2014-07-01 Revision

eurofins | Calscience

ATTACHMENT 8.2 - EXHIBIT D

WORK ORDER NUMBER: 15-05-1156

SAMPLE RECEIPT CHECKLIST

COOLER 1 OF 1

CLIENT: _____

DATE: 05 / 15 / 2015

TEMPERATURE: (Criteria: 0.0°C – 6.0°C, not frozen except sediment/tissue)

Thermometer ID: SC2 (CF:-0.3°C); Temperature (w/o CF): _____°C (w/ CF): _____°C; ☐ Blank ☑ Sample

☐ Sample(s) outside temperature criteria (PM/APM contacted by: _____)

☐ Sample(s) outside temperature criteria but received on ice/chilled on same day of sampling

☐ Sample(s) received at ambient temperature; placed on ice for transport by courier

Ambient Temperature: ☐ Air ☐ Filter — Checked by: 826

CUSTODY SEAL:

Cooler	☐ Present and Intact	☐ Present but Not Intact	☑ Not Present	☐ N/A	Checked by: 826
Sample(s)	☐ Present and Intact	☐ Present but Not Intact	☑ Not Present	☐ N/A	Checked by: 826

SAMPLE CONDITION:

	Yes	No	N/A
Chain-of-Custody (COC) document(s) received with samples	☑	☐	☐
COC document(s) received complete	☑	☐	☐
☐ Sampling date ☐ Sampling time ☐ Matrix ☐ Number of containers			
☐ No analysis requested ☐ Not relinquished ☐ No relinquished date ☐ No relinquished time			
Sampler's name indicated on COC	☑	☐	☐
Sample container label(s) consistent with COC	☑	☐	☐
Sample container(s) intact and in good condition	☑	☐	☐
Proper containers for analyses requested	☑	☐	☐
Sufficient volume/mass for analyses requested	☑	☐	☐
Samples received within holding time	☑	☐	☐
Aqueous samples for certain analyses received within 15-minute holding time			
☐ pH ☐ Residual Chlorine ☐ Dissolved Sulfide ☐ Dissolved Oxygen	☐	☐	☑
Proper preservation chemical(s) noted on COC and/or sample container	☑	☐	☐
Unpreserved aqueous sample(s) received for certain analyses			
☐ Volatile Organics ☐ Total Metals ☐ Dissolved Metals			
Container(s) for certain analysis free of headspace	☑	☐	☐
☑ Volatile Organics ☐ Dissolved Gases (RSK-175) ☐ Dissolved Oxygen (SM 4500)			
☐ Carbon Dioxide (SM 4500) ☐ Ferrous Iron (SM 3500) ☐ Hydrogen Sulfide (Hach)			
Tedlar™ bag(s) free of condensation	☐	☐	☑

CONTAINER TYPE: (Trip Blank Lot Number: _____)

Aqueous: ☐ VOA ☑ VOA**h** (2) ☐ VOA**na$_2$** ☐ 100PJ ☑ 100PJ**na$_2$** (4) ☐ 125AGB ☐ 125AGB**h** ☐ 125AGB**p** ☐ 125PB

☐ 125PB**znna** ☐ 250AGB ☐ 250CGB ☐ 250CGB**s** ☑ 250PB (2) ☑ 250PB**n** ☐ 500AGB ☑ 500AGJ ☐ 500AGJ**s**

☐ 500PB ☐ 1AGB ☐ 1AGB**na$_2$** ☐ 1AGB**s** ☑ 1PB ☐ 1PB**na** ☐ _____ ☐ _____ ☐ _____ ☐ _____

Solid: ☐ 4ozCGJ ☐ 8ozCGJ ☐ 16ozCGJ ☐ Sleeve (_____) ☐ EnCores® (_____) ☐ TerraCores® (_____) ☐ _____

Air: ☐ Tedlar™ ☐ Canister ☐ Sorbent Tube ☐ PUF ☐ _____ **Other Matrix** (_____): ☐ _____ ☐ _____

Container: **A** = Amber, **B** = Bottle, **C** = Clear, **E** = Envelope, **G** = Glass, **J** = Jar, **P** = Plastic, and **Z** = Ziploc/Resealable Bag

Preservative: **b** = buffered, **f** = filtered, **h** = HCl, **n** = HNO_3, **na** = NaOH, **na$_2$** = $Na_2S_2O_3$, **p** = H_3PO_4, **s** = H_2SO_4, **u** = ultra-pure, **znna** = $Zn(CH_3CO_2)_2$ + NaOH

Labeled/Checked by: 826

Reviewed by: 776

Return to Contents

eurofins | Calscience

Subcontractor Analysis Report

Work Order: 15-05-1156 Page 1 of 1

One or more samples in this work order have tests that were subcontracted. The subcontract report(s) follows.

For subcontracted tests, please reference the laboratory information noted below.

1. Silliker Inc. - Cypress,CA CA ELAP 1534
   Microbiology

Return to Contents

ATTACHMENT 8.2 - EXHIBIT D

MERIEUX NutriSciences

CERTIFICATE OF ANALYSIS

SILLIKER, Inc.
Southern California Laboratory
6360 Gateway Drive, Cypress, CA 90630
Tel. 209/ 549 7508 Fax. 714/ 226 0009

COA No:	SCA-38016856-0
Supersedes:	None
COA Date	5/21/15
Page 1 of 1	

COPY TO:
Mr. Stephen Nowak
Project Manager
Eurofins Calscience, Inc.
7440 Lincoln Way
Garden Grove, CA 92841-1427

ORIGINAL TO:
Ms. Elizabeth Winger
Laboratory Director
Eurofins Calscience, Inc.
7440 Lincoln Way
Garden Grove, CA 92841-1427

Received From:	Garden Grove, CA
Received Date:	5/15/15
P.O.# / ID:	ElizabethWinger
Location of Test: (except where noted)	Cypress, CA

Analytical Results

Desc. 1:	Sample ID:7-4-I	**Laboratory ID:**	353282631
Desc. 2:	Date:05/15/15	**Condition Rec'd:**	NORMAL
Desc. 3:	Time:08:10	**Temp Rec'd (°C):**	2.0
Desc. 4:	Matrix:SW		
Desc. 5:	Project # :15-05-1156		
Desc. 6:	Date and Time Tested: 5/15/15; 1:00pm		

Analyte	Result	Units	Method Reference	Test Date	Loc.
Coliforms - 5 tube MPN	50	/100mL	SMEWW 20th ed. 9221B	5/19/15	
E. coli - 5 tube MPN	2	/100mL	SMEWW 20th ed. 9221F	5/21/15	
Enterococci - 5 tube MPN	130	/100mL	SMEWW 20th, 9230A-B	5/18/15	
Fecal Coliforms - 5 tube MPN	4	/100mL	SMEWW 20th ed. 9221E	5/19/15	

Jorge Hernandez — Laboratory Director

Results reported herein are provided "as is" and are based solely upon samples as provided by client. This report may not be distributed or reproduced except in full. Client shall not at any time misrepresent the content of this report. Mérieux NutriSciences assumes no responsibility, and client hereby waives all claims against Mérieux NutriSciences, for interpretation of such results.
Except as otherwise stated, Mérieux NutriSciences Terms and Conditions for Testing Services apply.

Return to Contents

CALS-AD-22 Sample Analysis Request Form***Wastewater/Stormwater Samples Only***

LOG IN INFORMATION	CLIENT INFORMATION	
Date Sent:	Eurofins Calscience Inc. 7440 Lincoln Way Garden Grove, CA 92841-1432	SILLIKER a Mérieux NutriSciences Company Southern California Laboratory 6360 Gateway Drive Cypress, CA 90630
Submitter: Client Complete: Name & Phone #		
Program: CALS-27 (CALS-27) Eurofins Calscience Inc. - Wastewater/Seawater/Soil/ Sediments for Maricris Dela Rosa and Stephen Nowak	PRIMARY ACCOUNT CONTACT	
Received From: Eurofins Calscience Inc.: Garden Grove, CA	Ms. Elizabeth Winger 714-895-5494 ElizabethWinger@eurofinsus.com	PHONE: RCS 877-331-0866 FAX: 714-226-0009 Cypress.samplereceiving@silliker.com
PO: # 15-05-1156		

Special Instructions:

FOR SILLIKER USE ONLY - PLEASE INITIAL/DATE WHERE APPROPRIATE

Received By: _____ Ship Via: _____

Temperature Received: _____ Device Identification #:

Technical Review (if applicable) _____ Clerical Review: _____

Date/Time Received: _____

SAMPLE INFORMATION (Completed by Customer, please place an "X" in the columns for tests needed on each sample)

Client complete	Sample Description																	
Matrix	Desc:1	Desc:2	Desc:3	Desc:4	Desc:5	Desc:6												
SampleType (not for reporting)	Sample ID:	Date:	Time:	Matrix:	Project #	Tested:	Coliforms (COLI-MPN5)	E. Coli (EC-MPN5)	Fecal Coliforms (FECAL-MPN5)	Enterococci (ENTROCOMPN5)	OTHER* CONTACT LAB FOR ADDITIONAL TESTING	OTHER* CONTACT LAB FOR ADDITIONAL TESTING	OTHER* CONTACT LAB FOR ADDITIONAL TESTING	OTHER* CONTACT LAB FOR ADDITIONAL TESTING	OTHER* CONTACT LAB FOR ADDITIONAL TESTING	OTHER* CONTACT LAB FOR ADDITIONAL TESTING	OTHER* CONTACT LAB FOR ADDITIONAL TESTING	
	7-4-I	05/15/15	08:10	SW			X	X	X	X								

Please fax or email your completed SARF to your Silliker lab on the day you ship your samples. Include original with samples.

Other*- Contact your Client Service Representative to make additions or updates to the testing prior to submitting samples.

EP 02/10/15 SARF -001

ATTACHMENT 8.2 - EXHIBIT D

eurofins | Calscience

WORK ORDER NUMBER: 16-01-0123

The difference is service

AIR | SOIL | WATER | MARINE CHEMISTRY

Analytical Report For

Client: CDM Smith Inc.

Client Project Name: Marina Del Rey Parking Lots 5 & 7

Attention: Tiffany Lin
600 Wilshire Boulevard, Suite 750
Los Angeles, CA 90017-3255

Approved for release on 01/12/2016 by:
Stephen Nowak
Project Manager

ResultLink

Email your PM

Eurofins Calscience, Inc. (Calscience) certifies that the test results provided in this report meet all NELAC requirements for parameters for which accreditation is required or available. Any exceptions to NELAC requirements are noted in the case narrative. The original report of subcontracted analyses, if any, is attached to this report. The results in this report are limited to the sample(s) tested and any reproduction thereof must be made in its entirety. The client or recipient of this report is specifically prohibited from making material changes to said report and, to the extent that such changes are made, Calscience is not responsible, legally or otherwise. The client or recipient agrees to indemnify Calscience for any defense to any litigation which may arise.

eurofins | Calscience

Contents

Client Project Name: Marina Del Rey Parking Lots 5 & 7
Work Order Number: 16-01-0123

1 Work Order Narrative. 3

2 Sample Summary. 4

3 Detections Summary. 5

4 Client Sample Data. 7
4.1 EPA 8015B (M) TPH Motor Oil (Aqueous). 7
4.2 EPA 8015B (M) TPH Diesel (Aqueous). 9
4.3 EPA 8015B GRO (Aqueous). 11
4.4 EPA 200.7 ICP Metals (Aqueous). 13
4.5 EPA 200.7 ICP Metals (Aqueous). 15
4.6 Combined Inorganic Tests. 17

5 Quality Control Sample Data. 19
5.1 MS/MSD. 19
5.2 Sample Duplicate. 22
5.3 LCS/LCSD. 24

6 Sample Analysis Summary. 30

7 Glossary of Terms and Qualifiers. 31

8 Chain-of-Custody/Sample Receipt Form. 32

9 Subcontract Narrative. 37

10 Subcontract - Microbiology 16-01-0123. 38

eurofins | Calscience

Work Order Narrative

Work Order: 16-01-0123 Page 1 of 1

Condition Upon Receipt:

Samples were received under Chain-of-Custody (COC) on 01/05/16. They were assigned to Work Order 16-01-0123.

Unless otherwise noted on the Sample Receiving forms all samples were received in good condition and within the recommended EPA temperature criteria for the methods noted on the COC. The COC and Sample Receiving Documents are integral elements of the analytical report and are presented at the back of the report.

Holding Times:

All samples were analyzed within prescribed holding times (HT) and/or in accordance with the Calscience Sample Acceptance Policy unless otherwise noted in the analytical report and/or comprehensive case narrative, if required.

Any parameter identified in 40CFR Part 136.3 Table II that is designated as "analyze immediately" with a holding time of <= 15 minutes (40CFR-136.3 Table II, footnote 4), is considered a "field" test and the reported results will be qualified as being received outside of the stated holding time unless received at the laboratory within 15 minutes of the collection time.

Quality Control:

All quality control parameters (QC) were within established control limits except where noted in the QC summary forms or described further within this report.

Subcontractor Information:

Unless otherwise noted below (or on the subcontract form), no samples were subcontracted.

Additional Comments:

Air - Sorbent-extracted air methods (EPA TO-4A, EPA TO-10, EPA TO-13A, EPA TO-17): Analytical results are converted from mass/sample basis to mass/volume basis using client-supplied air volumes.

Solid - Unless otherwise indicated, solid sample data is reported on a wet weight basis, not corrected for % moisture. All QC results are always reported on a wet weight basis.

Return to Contents

eurofins | Calscience

Sample Summary

Client:	CDM Smith Inc. 600 Wilshire Boulevard, Suite 750 Los Angeles, CA 90017-3255	Work Order:	16-01-0123
		Project Name:	Marina Del Rey Parking Lots 5 & 7
		PO Number:	
		Date/Time Received:	01/05/16 13:45
		Number of Containers:	34
Attn:	Tiffany Lin		

Sample Identification	Lab Number	Collection Date and Time	Number of Containers	Matrix
5-2-I-G	16-01-0123-1	01/05/16 08:50	7	Aqueous
5-2-E-G	16-01-0123-2	01/05/16 09:15	7	Aqueous
5-2-E-G-D	16-01-0123-3	01/05/16 09:35	7	Aqueous
7-4-I	16-01-0123-4	01/05/16 08:28	7	Aqueous
Blank	16-01-0123-5	01/05/16 08:15	6	Aqueous

Return to Contents

eurofins | Calscience

Detections Summary

Client:	CDM Smith Inc. 600 Wilshire Boulevard, Suite 750 Los Angeles, CA 90017-3255	Work Order: Project Name: Received:	16-01-0123 Marina Del Rey Parking Lots 5 & 7 01/05/16
Attn:	Tiffany Lin		

Client SampleID Analyte	Result	Qualifiers	RL	Units	Method	Extraction
5-2-I-G (16-01-0123-1)						
Copper	0.0167		0.0100	mg/L	EPA 200.7	N/A
Lead	0.00703	J	0.00406*	mg/L	EPA 200.7	N/A
Zinc	0.0852		0.0100	mg/L	EPA 200.7	N/A
Copper	0.00488	J	0.00267*	mg/L	EPA 200.7	Filtered
Zinc	0.0333		0.0100	mg/L	EPA 200.7	Filtered
TPH as Motor Oil	630	HD	250	ug/L	EPA 8015B (M)	EPA 3510C
TPH as Diesel	310	HD	49	ug/L	EPA 8015B (M)	EPA 3510C
Hardness, Total (as CaCO3)	6.0		2.0	mg/L	SM 2340C	N/A
Solids, Total Suspended	89		1.0	mg/L	SM 2540 D	N/A
5-2-E-G (16-01-0123-2)						
Copper	0.00741	J	0.00267*	mg/L	EPA 200.7	N/A
Zinc	0.0363		0.0100	mg/L	EPA 200.7	N/A
Copper	0.00485	J	0.00267*	mg/L	EPA 200.7	Filtered
Zinc	0.0178		0.0100	mg/L	EPA 200.7	Filtered
TPH as Motor Oil	410	HD	250	ug/L	EPA 8015B (M)	EPA 3510C
TPH as Diesel	220	HD	50	ug/L	EPA 8015B (M)	EPA 3510C
Hardness, Total (as CaCO3)	12		2.0	mg/L	SM 2340C	N/A
Solids, Total Suspended	18		1.0	mg/L	SM 2540 D	N/A
5-2-E-G-D (16-01-0123-3)						
Copper	0.00739	J	0.00267*	mg/L	EPA 200.7	N/A
Zinc	0.0616		0.0100	mg/L	EPA 200.7	N/A
Copper	0.00736	J	0.00267*	mg/L	EPA 200.7	Filtered
Zinc	0.0164		0.0100	mg/L	EPA 200.7	Filtered
TPH as Motor Oil	410	HD	250	ug/L	EPA 8015B (M)	EPA 3510C
TPH as Diesel	230	HD	50	ug/L	EPA 8015B (M)	EPA 3510C
Hardness, Total (as CaCO3)	13		2.0	mg/L	SM 2340C	N/A
Solids, Total Suspended	12		1.0	mg/L	SM 2540 D	N/A
7-4-I (16-01-0123-4)						
Copper	0.0204		0.0100	mg/L	EPA 200.7	N/A
Lead	0.00527	J	0.00406*	mg/L	EPA 200.7	N/A
Zinc	0.0946		0.0100	mg/L	EPA 200.7	N/A
Copper	0.0115		0.0100	mg/L	EPA 200.7	Filtered
Zinc	0.0559		0.0100	mg/L	EPA 200.7	Filtered
TPH as Motor Oil	1800	HD	250	ug/L	EPA 8015B (M)	EPA 3510C
TPH as Diesel	920	HD	50	ug/L	EPA 8015B (M)	EPA 3510C
Hardness, Total (as CaCO3)	8.0		2.0	mg/L	SM 2340C	N/A
Solids, Total Suspended	51		1.0	mg/L	SM 2540 D	N/A

* MDL is shown

Return to Contents

eurofins | Calscience

Detections Summary

Client:	CDM Smith Inc. 600 Wilshire Boulevard, Suite 750 Los Angeles, CA 90017-3255	Work Order: Project Name: Received:	16-01-0123 Marina Del Rey Parking Lots 5 & 7 01/05/16
Attn:	Tiffany Lin		Page 2 of 2

Client SampleID

Analyte	Result	Qualifiers	RL	Units	Method	Extraction

Subcontracted analyses, if any, are not included in this summary.

Return to Contents

* MDL is shown

eurofins | Calscience

Analytical Report

CDM Smith Inc.		Date Received:	01/05/16
600 Wilshire Boulevard, Suite 750		Work Order:	16-01-0123
Los Angeles, CA 90017-3255		Preparation:	EPA 3510C
		Method:	EPA 8015B (M)
		Units:	ug/L
Project: Marina Del Rey Parking Lots 5 & 7			Page 1 of 2

Client Sample Number	Lab Sample Number	Date/Time Collected	Matrix	Instrument	Date Prepared	Date/Time Analyzed	QC Batch ID
5-2-I-G	**16-01-0123-1-F**	**01/05/16 08:50**	**Aqueous**	**GC 48**	**01/06/16**	**01/06/16 17:15**	**160106B05**

Comment(s): - Results were evaluated to the MDL (DL), concentrations >= to the MDL (DL) but < RL (LOQ), if found, are qualified with a "J" flag.

Parameter	Result	RL	MDL	DF	Qualifiers
TPH as Motor Oil	630	250	52	1.00	HD

Surrogate	Rec. (%)	Control Limits	Qualifiers
n-Octacosane	95	68-140	

5-2-E-G	**16-01-0123-2-F**	**01/05/16 09:15**	**Aqueous**	**GC 48**	**01/06/16**	**01/06/16 17:30**	**160106B05**

Comment(s): - Results were evaluated to the MDL (DL), concentrations >= to the MDL (DL) but < RL (LOQ), if found, are qualified with a "J" flag.

Parameter	Result	RL	MDL	DF	Qualifiers
TPH as Motor Oil	410	250	53	1.00	HD

Surrogate	Rec. (%)	Control Limits	Qualifiers
n-Octacosane	90	68-140	

5-2-E-G-D	**16-01-0123-3-F**	**01/05/16 09:35**	**Aqueous**	**GC 48**	**01/06/16**	**01/06/16 17:46**	**160106B05**

Comment(s): - Results were evaluated to the MDL (DL), concentrations >= to the MDL (DL) but < RL (LOQ), if found, are qualified with a "J" flag.

Parameter	Result	RL	MDL	DF	Qualifiers
TPH as Motor Oil	410	250	53	1.00	HD

Surrogate	Rec. (%)	Control Limits	Qualifiers
n-Octacosane	85	68-140	

7-4-I	**16-01-0123-4-F**	**01/05/16 08:28**	**Aqueous**	**GC 48**	**01/06/16**	**01/06/16 18:01**	**160106B05**

Comment(s): - Results were evaluated to the MDL (DL), concentrations >= to the MDL (DL) but < RL (LOQ), if found, are qualified with a "J" flag.

Parameter	Result	RL	MDL	DF	Qualifiers
TPH as Motor Oil	1800	250	53	1.00	HD

Surrogate	Rec. (%)	Control Limits	Qualifiers
n-Octacosane	82	68-140	

RL: Reporting Limit. DF: Dilution Factor. MDL: Method Detection Limit.

Return to Contents

eurofins | Calscience

Analytical Report

CDM Smith Inc.		Date Received:	01/05/16
600 Wilshire Boulevard, Suite 750		Work Order:	16-01-0123
Los Angeles, CA 90017-3255		Preparation:	EPA 3510C
		Method:	EPA 8015B (M)
		Units:	ug/L
Project: Marina Del Rey Parking Lots 5 & 7			Page 2 of 2

Client Sample Number	Lab Sample Number	Date/Time Collected	Matrix	Instrument	Date Prepared	Date/Time Analyzed	QC Batch ID
Method Blank	**099-15-278-1090**	**N/A**	**Aqueous**	**GC 48**	**01/06/16**	**01/06/16 15:42**	**160106B05**

Comment(s): - Results were evaluated to the MDL (DL), concentrations >= to the MDL (DL) but < RL (LOQ), if found, are qualified with a "J" flag.

Parameter	Result	RL	MDL	DF	Qualifiers
TPH as Motor Oil	ND	250	53	1.00	

Surrogate	Rec. (%)	Control Limits	Qualifiers
n-Octacosane	97	68-140	

RL: Reporting Limit. DF: Dilution Factor. MDL: Method Detection Limit.

Return to Contents

eurofins | Calscience

Analytical Report

CDM Smith Inc.		Date Received:	01/05/16
600 Wilshire Boulevard, Suite 750		Work Order:	16-01-0123
Los Angeles, CA 90017-3255		Preparation:	EPA 3510C
		Method:	EPA 8015B (M)
		Units:	ug/L
Project: Marina Del Rey Parking Lots 5 & 7			Page 1 of 2

Client Sample Number	Lab Sample Number	Date/Time Collected	Matrix	Instrument	Date Prepared	Date/Time Analyzed	QC Batch ID
5-2-I-G	**16-01-0123-1-F**	**01/05/16 08:50**	**Aqueous**	**GC 48**	**01/06/16**	**01/06/16 17:15**	**160106B04**

Comment(s): - Results were evaluated to the MDL (DL), concentrations >= to the MDL (DL) but < RL (LOQ), if found, are qualified with a "J" flag.

Parameter	Result	RL	MDL	DF	Qualifiers
TPH as Diesel	310	49	7.8	1.00	HD

Surrogate	Rec. (%)	Control Limits	Qualifiers
n-Octacosane	95	68-140	

5-2-E-G	**16-01-0123-2-F**	**01/05/16 09:15**	**Aqueous**	**GC 48**	**01/06/16**	**01/06/16 17:30**	**160106B04**

Comment(s): - Results were evaluated to the MDL (DL), concentrations >= to the MDL (DL) but < RL (LOQ), if found, are qualified with a "J" flag.

Parameter	Result	RL	MDL	DF	Qualifiers
TPH as Diesel	220	50	8.0	1.00	HD

Surrogate	Rec. (%)	Control Limits	Qualifiers
n-Octacosane	90	68-140	

5-2-E-G-D	**16-01-0123-3-F**	**01/05/16 09:35**	**Aqueous**	**GC 48**	**01/06/16**	**01/06/16 17:46**	**160106B04**

Comment(s): - Results were evaluated to the MDL (DL), concentrations >= to the MDL (DL) but < RL (LOQ), if found, are qualified with a "J" flag.

Parameter	Result	RL	MDL	DF	Qualifiers
TPH as Diesel	230	50	8.0	1.00	HD

Surrogate	Rec. (%)	Control Limits	Qualifiers
n-Octacosane	85	68-140	

7-4-I	**16-01-0123-4-F**	**01/05/16 08:28**	**Aqueous**	**GC 48**	**01/06/16**	**01/06/16 18:01**	**160106B04**

Comment(s): - Results were evaluated to the MDL (DL), concentrations >= to the MDL (DL) but < RL (LOQ), if found, are qualified with a "J" flag.

Parameter	Result	RL	MDL	DF	Qualifiers
TPH as Diesel	920	50	8.0	1.00	HD

Surrogate	Rec. (%)	Control Limits	Qualifiers
n-Octacosane	82	68-140	

RL: Reporting Limit. DF: Dilution Factor. MDL: Method Detection Limit.

Return to Contents

eurofins | Calscience

Analytical Report

CDM Smith Inc.		Date Received:	01/05/16
600 Wilshire Boulevard, Suite 750		Work Order:	16-01-0123
Los Angeles, CA 90017-3255		Preparation:	EPA 3510C
		Method:	EPA 8015B (M)
		Units:	ug/L
Project: Marina Del Rey Parking Lots 5 & 7			Page 2 of 2

Client Sample Number	Lab Sample Number	Date/Time Collected	Matrix	Instrument	Date Prepared	Date/Time Analyzed	QC Batch ID
Method Blank	**099-15-304-1277**	**N/A**	**Aqueous**	**GC 48**	**01/06/16**	**01/06/16 15:42**	**160106B04**

Comment(s): - Results were evaluated to the MDL (DL), concentrations >= to the MDL (DL) but < RL (LOQ), if found, are qualified with a "J" flag.

Parameter	Result	RL	MDL	DF	Qualifiers
TPH as Diesel	ND	50	8.0	1.00	

Surrogate	Rec. (%)	Control Limits	Qualifiers
n-Octacosane	97	68-140	

RL: Reporting Limit. DF: Dilution Factor. MDL: Method Detection Limit.

Return to Contents

eurofins | Calscience

Analytical Report

CDM Smith Inc.		Date Received:	01/05/16
600 Wilshire Boulevard, Suite 750		Work Order:	16-01-0123
Los Angeles, CA 90017-3255		Preparation:	EPA 5030C
		Method:	EPA 8015B
		Units:	ug/L
Project: Marina Del Rey Parking Lots 5 & 7			Page 1 of 2

Client Sample Number	Lab Sample Number	Date/Time Collected	Matrix	Instrument	Date Prepared	Date/Time Analyzed	QC Batch ID
5-2-I-G	**16-01-0123-1-A**	**01/05/16 08:50**	**Aqueous**	**GC 56**	**01/06/16**	**01/06/16 13:46**	**160105L044**

Comment(s): - Results were evaluated to the MDL (DL), concentrations >= to the MDL (DL) but < RL (LOQ), if found, are qualified with a "J" flag.

Parameter	Result	RL	MDL	DF	Qualifiers
Gasoline Range Organics	ND	50	38	1.00	

Surrogate	Rec. (%)	Control Limits	Qualifiers
1,4-Bromofluorobenzene	71	38-134	

5-2-E-G	**16-01-0123-2-A**	**01/05/16 09:15**	**Aqueous**	**GC 56**	**01/06/16**	**01/06/16 15:21**	**160105L044**

Comment(s): - Results were evaluated to the MDL (DL), concentrations >= to the MDL (DL) but < RL (LOQ), if found, are qualified with a "J" flag.

Parameter	Result	RL	MDL	DF	Qualifiers
Gasoline Range Organics	ND	50	38	1.00	

Surrogate	Rec. (%)	Control Limits	Qualifiers
1,4-Bromofluorobenzene	70	38-134	

5-2-E-G-D	**16-01-0123-3-A**	**01/05/16 09:35**	**Aqueous**	**GC 56**	**01/06/16**	**01/06/16 15:52**	**160105L044**

Comment(s): - Results were evaluated to the MDL (DL), concentrations >= to the MDL (DL) but < RL (LOQ), if found, are qualified with a "J" flag.

Parameter	Result	RL	MDL	DF	Qualifiers
Gasoline Range Organics	ND	50	38	1.00	

Surrogate	Rec. (%)	Control Limits	Qualifiers
1,4-Bromofluorobenzene	65	38-134	

7-4-I	**16-01-0123-4-A**	**01/05/16 08:28**	**Aqueous**	**GC 56**	**01/05/16**	**01/06/16 16:24**	**160105L044**

Comment(s): - Results were evaluated to the MDL (DL), concentrations >= to the MDL (DL) but < RL (LOQ), if found, are qualified with a "J" flag.

Parameter	Result	RL	MDL	DF	Qualifiers
Gasoline Range Organics	ND	50	38	1.00	

Surrogate	Rec. (%)	Control Limits	Qualifiers
1,4-Bromofluorobenzene	66	38-134	

RL: Reporting Limit. DF: Dilution Factor. MDL: Method Detection Limit.

Return to Contents

eurofins | Calscience

Analytical Report

CDM Smith Inc.		Date Received:	01/05/16
600 Wilshire Boulevard, Suite 750		Work Order:	16-01-0123
Los Angeles, CA 90017-3255		Preparation:	EPA 5030C
		Method:	EPA 8015B
		Units:	ug/L
Project: Marina Del Rey Parking Lots 5 & 7			Page 2 of 2

Client Sample Number	Lab Sample Number	Date/Time Collected	Matrix	Instrument	Date Prepared	Date/Time Analyzed	QC Batch ID
Blank	**16-01-0123-5-A**	**01/05/16 08:15**	**Aqueous**	**GC 56**	**01/05/16**	**01/06/16 16:55**	**160105L044**

Comment(s): - Results were evaluated to the MDL (DL), concentrations >= to the MDL (DL) but < RL (LOQ), if found, are qualified with a "J" flag.

Parameter	Result	RL	MDL	DF	Qualifiers
Gasoline Range Organics	ND	50	38	1.00	

Surrogate	Rec. (%)	Control Limits	Qualifiers
1,4-Bromofluorobenzene	69	38-134	

Method Blank	**099-12-022-3267**	**N/A**	**Aqueous**	**GC 56**	**01/05/16**	**01/06/16 03:46**	**160105L044**

Comment(s): - Results were evaluated to the MDL (DL), concentrations >= to the MDL (DL) but < RL (LOQ), if found, are qualified with a "J" flag.

Parameter	Result	RL	MDL	DF	Qualifiers
Gasoline Range Organics	ND	50	38	1.00	

Surrogate	Rec. (%)	Control Limits	Qualifiers
1,4-Bromofluorobenzene	67	38-134	

Return to Contents

RL: Reporting Limit. DF: Dilution Factor. MDL: Method Detection Limit.

eurofins | Calscience

Analytical Report

CDM Smith Inc.		Date Received:	01/05/16
600 Wilshire Boulevard, Suite 750		Work Order:	16-01-0123
Los Angeles, CA 90017-3255		Preparation:	N/A
		Method:	EPA 200.7
		Units:	mg/L
Project: Marina Del Rey Parking Lots 5 & 7			Page 1 of 2

Client Sample Number	Lab Sample Number	Date/Time Collected	Matrix	Instrument	Date Prepared	Date/Time Analyzed	QC Batch ID
5-2-I-G	**16-01-0123-1-D**	**01/05/16 08:50**	**Aqueous**	**ICP 7300**	**01/06/16**	**01/08/16 13:38**	**160106LA6**

Comment(s): - Results were evaluated to the MDL (DL), concentrations >= to the MDL (DL) but < RL (LOQ), if found, are qualified with a "J" flag.

Parameter	Result	RL	MDL	DF	Qualifiers
Copper	0.0167	0.0100	0.00267	1.00	
Lead	0.00703	0.0100	0.00406	1.00	J
Zinc	0.0852	0.0100	0.00352	1.00	

5-2-E-G	**16-01-0123-2-D**	**01/05/16 09:15**	**Aqueous**	**ICP 7300**	**01/06/16**	**01/08/16 13:43**	**160106LA6**

Comment(s): - Results were evaluated to the MDL (DL), concentrations >= to the MDL (DL) but < RL (LOQ), if found, are qualified with a "J" flag.

Parameter	Result	RL	MDL	DF	Qualifiers
Copper	0.00741	0.0100	0.00267	1.00	J
Lead	ND	0.0100	0.00406	1.00	
Zinc	0.0363	0.0100	0.00352	1.00	

5-2-E-G-D	**16-01-0123-3-D**	**01/05/16 09:35**	**Aqueous**	**ICP 7300**	**01/06/16**	**01/08/16 13:44**	**160106LA6**

Comment(s): - Results were evaluated to the MDL (DL), concentrations >= to the MDL (DL) but < RL (LOQ), if found, are qualified with a "J" flag.

Parameter	Result	RL	MDL	DF	Qualifiers
Copper	0.00739	0.0100	0.00267	1.00	J
Lead	ND	0.0100	0.00406	1.00	
Zinc	0.0616	0.0100	0.00352	1.00	

7-4-I	**16-01-0123-4-D**	**01/05/16 08:28**	**Aqueous**	**ICP 7300**	**01/06/16**	**01/08/16 13:45**	**160106LA6**

Comment(s): - Results were evaluated to the MDL (DL), concentrations >= to the MDL (DL) but < RL (LOQ), if found, are qualified with a "J" flag.

Parameter	Result	RL	MDL	DF	Qualifiers
Copper	0.0204	0.0100	0.00267	1.00	
Lead	0.00527	0.0100	0.00406	1.00	J
Zinc	0.0946	0.0100	0.00352	1.00	

Blank	**16-01-0123-5-D**	**01/05/16 08:15**	**Aqueous**	**ICP 7300**	**01/06/16**	**01/08/16 13:06**	**160106LA6**

Comment(s): - Results were evaluated to the MDL (DL), concentrations >= to the MDL (DL) but < RL (LOQ), if found, are qualified with a "J" flag.

Parameter	Result	RL	MDL	DF	Qualifiers
Copper	ND	0.0100	0.00267	1.00	
Lead	ND	0.0100	0.00406	1.00	
Zinc	ND	0.0100	0.00352	1.00	

RL: Reporting Limit. DF: Dilution Factor. MDL: Method Detection Limit.

Return to Contents

eurofins | Calscience

Analytical Report

CDM Smith Inc.		Date Received:	01/05/16
600 Wilshire Boulevard, Suite 750		Work Order:	16-01-0123
Los Angeles, CA 90017-3255		Preparation:	N/A
		Method:	EPA 200.7
		Units:	mg/L
Project: Marina Del Rey Parking Lots 5 & 7			Page 2 of 2

Client Sample Number	Lab Sample Number	Date/Time Collected	Matrix	Instrument	Date Prepared	Date/Time Analyzed	QC Batch ID
Method Blank	**097-01-012-6419**	**N/A**	**Aqueous**	**ICP 7300**	**01/06/16**	**01/07/16 13:30**	**160106LA6**

Comment(s): - Results were evaluated to the MDL (DL), concentrations >= to the MDL (DL) but < RL (LOQ), if found, are qualified with a "J" flag.

Parameter	Result	RL	MDL	DF	Qualifiers
Copper	ND	0.0100	0.00267	1.00	
Lead	ND	0.0100	0.00406	1.00	
Zinc	ND	0.0100	0.00352	1.00	

RL: Reporting Limit. DF: Dilution Factor. MDL: Method Detection Limit.

Return to Contents

eurofins | Calscience

Analytical Report

CDM Smith Inc.		Date Received:	01/05/16
600 Wilshire Boulevard, Suite 750		Work Order:	16-01-0123
Los Angeles, CA 90017-3255		Preparation:	Filtered
		Method:	EPA 200.7
		Units:	mg/L
Project: Marina Del Rey Parking Lots 5 & 7			Page 1 of 2

Client Sample Number	Lab Sample Number	Date/Time Collected	Matrix	Instrument	Date Prepared	Date/Time Analyzed	QC Batch ID
5-2-I-G	**16-01-0123-1-E**	**01/05/16 08:50**	**Aqueous**	**ICP 7300**	**01/07/16**	**01/08/16 13:31**	**160107LA7F**

Comment(s): - Results were evaluated to the MDL (DL), concentrations >= to the MDL (DL) but < RL (LOQ), if found, are qualified with a "J" flag.

Parameter	Result	RL	MDL	DF	Qualifiers
Copper	0.00488	0.0100	0.00267	1.00	J
Lead	ND	0.0100	0.00406	1.00	
Zinc	0.0333	0.0100	0.00352	1.00	

5-2-E-G	**16-01-0123-2-E**	**01/05/16 09:15**	**Aqueous**	**ICP 7300**	**01/07/16**	**01/08/16 13:32**	**160107LA7F**

Comment(s): - -
- Results were evaluated to the MDL (DL), concentrations >= to the MDL (DL) but < RL (LOQ), if found, are qualified with a "J" flag.

Parameter	Result	RL	MDL	DF	Qualifiers
Copper	0.00485	0.0100	0.00267	1.00	J
Lead	ND	0.0100	0.00406	1.00	
Zinc	0.0178	0.0100	0.00352	1.00	

5-2-E-G-D	**16-01-0123-3-E**	**01/05/16 09:35**	**Aqueous**	**ICP 7300**	**01/07/16**	**01/08/16 13:33**	**160107LA7F**

Comment(s): - Results were evaluated to the MDL (DL), concentrations >= to the MDL (DL) but < RL (LOQ), if found, are qualified with a "J" flag.

Parameter	Result	RL	MDL	DF	Qualifiers
Copper	0.00736	0.0100	0.00267	1.00	J
Lead	ND	0.0100	0.00406	1.00	
Zinc	0.0164	0.0100	0.00352	1.00	

7-4-I	**16-01-0123-4-E**	**01/05/16 08:28**	**Aqueous**	**ICP 7300**	**01/07/16**	**01/08/16 13:35**	**160107LA7F**

Comment(s): - Results were evaluated to the MDL (DL), concentrations >= to the MDL (DL) but < RL (LOQ), if found, are qualified with a "J" flag.

Parameter	Result	RL	MDL	DF	Qualifiers
Copper	0.0115	0.0100	0.00267	1.00	
Lead	ND	0.0100	0.00406	1.00	
Zinc	0.0559	0.0100	0.00352	1.00	

RL: Reporting Limit. DF: Dilution Factor. MDL: Method Detection Limit.

Return to Contents

eurofins | Calscience

Analytical Report

CDM Smith Inc.		Date Received:	01/05/16
600 Wilshire Boulevard, Suite 750		Work Order:	16-01-0123
Los Angeles, CA 90017-3255		Preparation:	Filtered
		Method:	EPA 200.7
		Units:	mg/L
Project: Marina Del Rey Parking Lots 5 & 7			Page 2 of 2

Client Sample Number	Lab Sample Number	Date/Time Collected	Matrix	Instrument	Date Prepared	Date/Time Analyzed	QC Batch ID
Blank	**16-01-0123-5-E**	**01/05/16 08:15**	**Aqueous**	**ICP 7300**	**01/07/16**	**01/08/16 13:05**	**160107LA7F**

Comment(s): - Results were evaluated to the MDL (DL), concentrations >= to the MDL (DL) but < RL (LOQ), if found, are qualified with a "J" flag.

Parameter	Result	RL	MDL	DF	Qualifiers
Copper	ND	0.0100	0.00267	1.00	
Lead	ND	0.0100	0.00406	1.00	
Zinc	ND	0.0100	0.00352	1.00	

Method Blank	**099-14-304-503**	**N/A**	**Aqueous**	**ICP 7300**	**01/07/16**	**01/08/16 13:02**	**160107LA7F**

Comment(s): - Results were evaluated to the MDL (DL), concentrations >= to the MDL (DL) but < RL (LOQ), if found, are qualified with a "J" flag.

Parameter	Result	RL	MDL	DF	Qualifiers
Copper	ND	0.0100	0.00267	1.00	
Lead	ND	0.0100	0.00406	1.00	
Zinc	ND	0.0100	0.00352	1.00	

Return to Contents

RL: Reporting Limit. DF: Dilution Factor. MDL: Method Detection Limit.

eurofins | Calscience

Analytical Report

CDM Smith Inc.
600 Wilshire Boulevard, Suite 750
Los Angeles, CA 90017-3255
Project: Marina Del Rey Parking Lots 5 & 7

Date Received: 01/05/16
Work Order: 16-01-0123

Client Sample Number	Lab Sample Number	Date/Time Collected	Matrix
5-2-I-G	**16-01-0123-1**	**01/05/16 08:50**	**Aqueous**

Comment(s): (24) - Results were evaluated to the MDL (DL), concentrations >= to the MDL (DL) but < RL (LOQ), if found, are qualified with a "J" flag.

Parameter	Results	RL	MDL	DF	Qualifiers	Units	Date Prepared	Date Analyzed	Method
Hardness, Total (as CaCO3) (24)	6.0	2.0	0.99	1.00		mg/L	N/A	01/09/16	SM 2340C
Solids, Total Suspended (24)	89	1.0	0.83	1.00		mg/L	01/07/16	01/07/16	SM 2540 D

5-2-E-G	**16-01-0123-2**	**01/05/16 09:15**	**Aqueous**

Comment(s): (24) - Results were evaluated to the MDL (DL), concentrations >= to the MDL (DL) but < RL (LOQ), if found, are qualified with a "J" flag.

Parameter	Results	RL	MDL	DF	Qualifiers	Units	Date Prepared	Date Analyzed	Method
Hardness, Total (as CaCO3) (24)	12	2.0	0.99	1.00		mg/L	N/A	01/09/16	SM 2340C
Solids, Total Suspended (24)	18	1.0	0.83	1.00		mg/L	01/07/16	01/07/16	SM 2540 D

5-2-E-G-D	**16-01-0123-3**	**01/05/16 09:35**	**Aqueous**

Comment(s): (24) - Results were evaluated to the MDL (DL), concentrations >= to the MDL (DL) but < RL (LOQ), if found, are qualified with a "J" flag.

Parameter	Results	RL	MDL	DF	Qualifiers	Units	Date Prepared	Date Analyzed	Method
Hardness, Total (as CaCO3) (24)	13	2.0	0.99	1.00		mg/L	N/A	01/09/16	SM 2340C
Solids, Total Suspended (24)	12	1.0	0.83	1.00		mg/L	01/07/16	01/07/16	SM 2540 D

7-4-I	**16-01-0123-4**	**01/05/16 08:28**	**Aqueous**

Comment(s): (24) - Results were evaluated to the MDL (DL), concentrations >= to the MDL (DL) but < RL (LOQ), if found, are qualified with a "J" flag.

Parameter	Results	RL	MDL	DF	Qualifiers	Units	Date Prepared	Date Analyzed	Method
Hardness, Total (as CaCO3) (24)	8.0	2.0	0.99	1.00		mg/L	N/A	01/09/16	SM 2340C
Solids, Total Suspended (24)	51	1.0	0.83	1.00		mg/L	01/07/16	01/07/16	SM 2540 D

Blank	**16-01-0123-5**	**01/05/16 08:15**	**Aqueous**

Comment(s): (24) - Results were evaluated to the MDL (DL), concentrations >= to the MDL (DL) but < RL (LOQ), if found, are qualified with a "J" flag.

Parameter	Results	RL	MDL	DF	Qualifiers	Units	Date Prepared	Date Analyzed	Method
Hardness, Total (as CaCO3) (24)	ND	2.0	0.99	1.00		mg/L	N/A	01/09/16	SM 2340C
Solids, Total Suspended (24)	ND	1.0	0.83	1.00		mg/L	01/07/16	01/07/16	SM 2540 D

RL: Reporting Limit. DF: Dilution Factor. MDL: Method Detection Limit.

Return to Contents

eurofins | Calscience

Analytical Report

CDM Smith Inc.
600 Wilshire Boulevard, Suite 750
Los Angeles, CA 90017-3255
Project: Marina Del Rey Parking Lots 5 & 7

Date Received: 01/05/16
Work Order: 16-01-0123
Page 2 of 2

Client Sample Number	Lab Sample Number	Date/Time Collected	Matrix
Method Blank		**N/A**	**Aqueous**

Comment(s): (24) - Results were evaluated to the MDL (DL), concentrations >= to the MDL (DL) but < RL (LOQ), if found, are qualified with a "J" flag.

Parameter	Results	RL	MDL	DF	Qualifiers	Units	Date Prepared	Date Analyzed	Method
Hardness, Total (as CaCO3) (24)	ND	2.0	0.99	1.00		mg/L	N/A	01/09/16	SM 2340C
Solids, Total Suspended (24)	ND	1.0	0.83	1.00		mg/L	01/07/16	01/07/16	SM 2540 D

RL: Reporting Limit. DF: Dilution Factor. MDL: Method Detection Limit.

eurofins | Calscience

Quality Control - Spike/Spike Duplicate

CDM Smith Inc.		Date Received:	01/05/16
600 Wilshire Boulevard, Suite 750		Work Order:	16-01-0123
Los Angeles, CA 90017-3255		Preparation:	EPA 5030C
		Method:	EPA 8015B
Project: Marina Del Rey Parking Lots 5 & 7			Page 1 of 3

Quality Control Sample ID	Type	Matrix	Instrument	Date Prepared	Date Analyzed	MS/MSD Batch Number
5-2-I-G	**Sample**	**Aqueous**	**GC 56**	**01/06/16**	**01/06/16 13:46**	**160105S022**
5-2-I-G	**Matrix Spike**	**Aqueous**	**GC 56**	**01/06/16**	**01/06/16 14:18**	**160105S022**
5-2-I-G	**Matrix Spike Duplicate**	**Aqueous**	**GC 56**	**01/06/16**	**01/06/16 14:49**	**160105S022**

Parameter	Sample Conc.	Spike Added	MS Conc.	MS %Rec.	MSD Conc.	MSD %Rec.	%Rec. CL	RPD	RPD CL	Qualifiers
Gasoline Range Organics	ND	2000	1738	87	1662	83	68-122	4	0-18	

RPD: Relative Percent Difference. CL: Control Limits

Return to Contents

eurofins | Calscience

Quality Control - Spike/Spike Duplicate

CDM Smith Inc.		Date Received:	01/05/16
600 Wilshire Boulevard, Suite 750		Work Order:	16-01-0123
Los Angeles, CA 90017-3255		Preparation:	N/A
		Method:	EPA 200.7
Project: Marina Del Rey Parking Lots 5 & 7			Page 2 of 3

Quality Control Sample ID	Type	Matrix	Instrument	Date Prepared	Date Analyzed	MS/MSD Batch Number
5-2-E-G-D	**Sample**	**Aqueous**	**ICP 7300**	**01/06/16**	**01/08/16 13:44**	**160106SA6A**
5-2-E-G-D	**Matrix Spike**	**Aqueous**	**ICP 7300**	**01/06/16**	**01/08/16 13:36**	**160106SA6A**
5-2-E-G-D	**Matrix Spike Duplicate**	**Aqueous**	**ICP 7300**	**01/06/16**	**01/08/16 13:37**	**160106SA6A**

Parameter	Sample Conc.	Spike Added	MS Conc.	MS %Rec.	MSD Conc.	MSD %Rec.	%Rec. CL	RPD	RPD CL	Qualifiers
Copper	ND	0.5000	0.5274	105	0.5102	102	80-120	3	0-20	
Lead	ND	0.5000	0.5476	110	0.5322	106	80-120	3	0-20	
Zinc	0.06162	0.5000	0.5690	101	0.5659	101	80-120	1	0-20	

RPD: Relative Percent Difference. CL: Control Limits

Return to Contents

eurofins | Calscience

Quality Control - Spike/Spike Duplicate

CDM Smith Inc.		Date Received:	01/05/16
600 Wilshire Boulevard, Suite 750		Work Order:	16-01-0123
Los Angeles, CA 90017-3255		Preparation:	Filtered
		Method:	EPA 200.7
Project: Marina Del Rey Parking Lots 5 & 7			Page 3 of 3

Quality Control Sample ID	Type	Matrix	Instrument	Date Prepared	Date Analyzed	MS/MSD Batch Number
5-2-E-G	**Sample**	**Aqueous**	**ICP 7300**	**01/07/16**	**01/08/16 13:32**	**160107SA7**
5-2-E-G	**Matrix Spike**	**Aqueous**	**ICP 7300**	**01/07/16**	**01/08/16 13:29**	**160107SA7**
5-2-E-G	**Matrix Spike Duplicate**	**Aqueous**	**ICP 7300**	**01/07/16**	**01/08/16 13:30**	**160107SA7**

Parameter	Sample Conc.	Spike Added	MS Conc.	MS %Rec.	MSD Conc.	MSD %Rec.	%Rec. CL	RPD	RPD CL	Qualifiers
Copper	ND	0.5000	0.5646	113	0.5395	108	80-120	5	0-20	
Lead	ND	0.5000	0.5844	117	0.5429	109	80-120	7	0-20	
Zinc	0.01781	0.5000	0.5996	116	0.5738	111	80-120	4	0-20	

RPD: Relative Percent Difference. CL: Control Limits

Return to Contents

eurofins | Calscience

Quality Control - Sample Duplicate

CDM Smith Inc.		Date Received:	01/05/16
600 Wilshire Boulevard, Suite 750		Work Order:	16-01-0123
Los Angeles, CA 90017-3255		Preparation:	N/A
		Method:	SM 2340C
Project: Marina Del Rey Parking Lots 5 & 7			Page 1 of 2

Quality Control Sample ID	Type	Matrix	Instrument	Date Prepared	Date Analyzed	Duplicate Batch Number
15-12-1083-1	**Sample**	**Aqueous**	**BUR21**	**N/A**	**01/09/16 15:42**	**G0109HARD1**
15-12-1083-1	**Sample Duplicate**	**Aqueous**	**BUR21**	**N/A**	**01/09/16 15:42**	**G0109HARD1**

Parameter	Sample Conc.	DUP Conc.	RPD	RPD CL	Qualifiers
Hardness, Total (as CaCO3)	65.00	62.00	5	0-25	

RPD: Relative Percent Difference. CL: Control Limits

Return to Contents

eurofins | Calscience

Quality Control - Sample Duplicate

CDM Smith Inc.		Date Received:	01/05/16
600 Wilshire Boulevard, Suite 750		Work Order:	16-01-0123
Los Angeles, CA 90017-3255		Preparation:	N/A
		Method:	SM 2540 D
Project: Marina Del Rey Parking Lots 5 & 7			Page 2 of 2

Quality Control Sample ID	Type	Matrix	Instrument	Date Prepared	Date Analyzed	Duplicate Batch Number
7-4-I	**Sample**	**Aqueous**	**N/A**	**01/07/16 00:00**	**01/07/16 15:00**	**G0107TSSD3**
7-4-I	**Sample Duplicate**	**Aqueous**	**N/A**	**01/07/16 00:00**	**01/07/16 15:00**	**G0107TSSD3**

Parameter	Sample Conc.	DUP Conc.	RPD	RPD CL	Qualifiers
Solids, Total Suspended	51.40	54.80	6	0-20	

RPD: Relative Percent Difference. CL: Control Limits

Return to Contents

eurofins | Calscience

Quality Control - LCS/LCSD

CDM Smith Inc.		Date Received:	01/05/16
600 Wilshire Boulevard, Suite 750		Work Order:	16-01-0123
Los Angeles, CA 90017-3255		Preparation:	N/A
		Method:	SM 2540 D
Project: Marina Del Rey Parking Lots 5 & 7			Page 1 of 6

Quality Control Sample ID	Type	Matrix	Instrument	Date Prepared	Date Analyzed	LCS/LCSD Batch Number
099-09-010-7490	**LCS**	**Aqueous**	**N/A**	**01/07/16**	**01/07/16 15:00**	**G0107TSSL3**
099-09-010-7490	**LCSD**	**Aqueous**	**N/A**	**01/07/16**	**01/07/16 15:00**	**G0107TSSL3**

Parameter	Spike Added	LCS Conc.	LCS %Rec.	LCSD Conc.	LCSD %Rec.	%Rec. CL	RPD	RPD CL	Qualifiers
Solids, Total Suspended	100.0	97.00	97	99.00	99	80-120	2	0-20	

RPD: Relative Percent Difference. CL: Control Limits

Return to Contents

eurofins | Calscience

Quality Control - LCS/LCSD

CDM Smith Inc.		Date Received:	01/05/16
600 Wilshire Boulevard, Suite 750		Work Order:	16-01-0123
Los Angeles, CA 90017-3255		Preparation:	EPA 3510C
		Method:	EPA 8015B (M)
Project: Marina Del Rey Parking Lots 5 & 7			Page 2 of 6

Quality Control Sample ID	Type	Matrix	Instrument	Date Prepared	Date Analyzed	LCS/LCSD Batch Number
099-15-278-1090	**LCS**	**Aqueous**	**GC 48**	**01/06/16**	**01/06/16 16:28**	**160106B05**
099-15-278-1090	**LCSD**	**Aqueous**	**GC 48**	**01/06/16**	**01/06/16 16:44**	**160106B05**

Parameter	Spike Added	LCS Conc.	LCS %Rec.	LCSD Conc.	LCSD %Rec.	%Rec. CL	RPD	RPD CL	Qualifiers
TPH as Motor Oil	2000	1998	100	1971	99	75-117	1	0-13	

RPD: Relative Percent Difference. CL: Control Limits

Return to Contents

eurofins | Calscience

Quality Control - LCS/LCSD

CDM Smith Inc.		Date Received:	01/05/16
600 Wilshire Boulevard, Suite 750		Work Order:	16-01-0123
Los Angeles, CA 90017-3255		Preparation:	EPA 3510C
		Method:	EPA 8015B (M)
Project: Marina Del Rey Parking Lots 5 & 7			Page 3 of 6

Quality Control Sample ID	Type	Matrix	Instrument	Date Prepared	Date Analyzed	LCS/LCSD Batch Number
099-15-304-1277	**LCS**	**Aqueous**	**GC 48**	**01/06/16**	**01/06/16 15:57**	**160106B04**
099-15-304-1277	**LCSD**	**Aqueous**	**GC 48**	**01/06/16**	**01/06/16 16:13**	**160106B04**

Parameter	Spike Added	LCS Conc.	LCS %Rec.	LCSD Conc.	LCSD %Rec.	%Rec. CL	RPD	RPD CL	Qualifiers
TPH as Diesel	2000	1871	94	1857	93	75-117	1	0-13	

RPD: Relative Percent Difference. CL: Control Limits

Return to Contents

eurofins | Calscience

Quality Control - LCS

CDM Smith Inc.		Date Received:	01/05/16
600 Wilshire Boulevard, Suite 750		Work Order:	16-01-0123
Los Angeles, CA 90017-3255		Preparation:	EPA 5030C
		Method:	EPA 8015B
Project: Marina Del Rey Parking Lots 5 & 7			Page 4 of 6

Quality Control Sample ID	Type	Matrix	Instrument	Date Prepared	Date Analyzed	LCS Batch Number
099-12-022-3267	**LCS**	**Aqueous**	**GC 56**	**01/05/16**	**01/06/16 03:14**	**160105L044**

Parameter	Spike Added	Conc. Recovered	LCS %Rec.	%Rec. CL	Qualifiers
Gasoline Range Organics	2000	1808	90	78-120	

RPD: Relative Percent Difference. CL: Control Limits

Return to Contents

eurofins | Calscience

Quality Control - LCS

CDM Smith Inc.		Date Received:	01/05/16
600 Wilshire Boulevard, Suite 750		Work Order:	16-01-0123
Los Angeles, CA 90017-3255		Preparation:	N/A
		Method:	EPA 200.7
Project: Marina Del Rey Parking Lots 5 & 7			Page 5 of 6

Quality Control Sample ID	Type	Matrix	Instrument	Date Prepared	Date Analyzed	LCS Batch Number
097-01-012-6419	**LCS**	**Aqueous**	**ICP 7300**	**01/06/16**	**01/07/16 11:15**	**160106LA6**

Parameter	Spike Added	Conc. Recovered	LCS %Rec.	%Rec. CL	Qualifiers
Copper	0.5000	0.5186	104	85-115	
Lead	0.5000	0.5236	105	85-115	
Zinc	0.5000	0.5243	105	85-115	

RPD: Relative Percent Difference. CL: Control Limits

Return to Contents

eurofins | Calscience

Quality Control - LCS

CDM Smith Inc.		Date Received:	01/05/16
600 Wilshire Boulevard, Suite 750		Work Order:	16-01-0123
Los Angeles, CA 90017-3255		Preparation:	Filtered
		Method:	EPA 200.7
Project: Marina Del Rey Parking Lots 5 & 7			Page 6 of 6

Quality Control Sample ID	Type	Matrix	Instrument	Date Prepared	Date Analyzed	LCS Batch Number
099-14-304-503	**LCS**	**Aqueous**	**ICP 7300**	**01/07/16**	**01/08/16 13:04**	**160107LA7F**

Parameter	Spike Added	Conc. Recovered	LCS %Rec.	%Rec. CL	Qualifiers
Copper	0.5000	0.5001	100	85-115	
Lead	0.5000	0.5051	101	85-115	
Zinc	0.5000	0.4957	99	85-115	

RPD: Relative Percent Difference. CL: Control Limits

Return to Contents

eurofins | Calscience

Sample Analysis Summary Report

Work Order: 16-01-0123 Page 1 of 1

Method	Extraction	Chemist ID	Instrument	Analytical Location
EPA 200.7	N/A	935	ICP 7300	1
EPA 200.7	Filtered	935	ICP 7300	1
EPA 8015B	EPA 5030C	933	GC 56	2
EPA 8015B (M)	EPA 3510C	682	GC 48	1
SM 2340C	N/A	688	BUR21	1
SM 2540 D	N/A	1035	N/A	1

Return to Contents

eurofins | Calscience

Glossary of Terms and Qualifiers

Work Order: 16-01-0123 Page 1 of 1

Qualifiers	Definition
*	See applicable analysis comment.
<	Less than the indicated value.
>	Greater than the indicated value.
1	Surrogate compound recovery was out of control due to a required sample dilution. Therefore, the sample data was reported without further clarification.
2	Surrogate compound recovery was out of control due to matrix interference. The associated method blank surrogate spike compound was in control and, therefore, the sample data was reported without further clarification.
3	Recovery of the Matrix Spike (MS) or Matrix Spike Duplicate (MSD) compound was out of control due to suspected matrix interference. The associated LCS recovery was in control.
4	The MS/MSD RPD was out of control due to suspected matrix interference.
5	The PDS/PDSD or PES/PESD associated with this batch of samples was out of control due to suspected matrix interference.
6	Surrogate recovery below the acceptance limit.
7	Surrogate recovery above the acceptance limit.
B	Analyte was present in the associated method blank.
BU	Sample analyzed after holding time expired.
BV	Sample received after holding time expired.
CI	See case narrative.
E	Concentration exceeds the calibration range.
ET	Sample was extracted past end of recommended max. holding time.
HD	The chromatographic pattern was inconsistent with the profile of the reference fuel standard.
HDH	The sample chromatographic pattern for TPH matches the chromatographic pattern of the specified standard but heavier hydrocarbons were also present (or detected).
HDL	The sample chromatographic pattern for TPH matches the chromatographic pattern of the specified standard but lighter hydrocarbons were also present (or detected).
J	Analyte was detected at a concentration below the reporting limit and above the laboratory method detection limit. Reported value is estimated.
JA	Analyte positively identified but quantitation is an estimate.
ME	LCS Recovery Percentage is within Marginal Exceedance (ME) Control Limit range (+/- 4 SD from the mean).
ND	Parameter not detected at the indicated reporting limit.
Q	Spike recovery and RPD control limits do not apply resulting from the parameter concentration in the sample exceeding the spike concentration by a factor of four or greater.
SG	The sample extract was subjected to Silica Gel treatment prior to analysis.
X	% Recovery and/or RPD out-of-range.
Z	Analyte presence was not confirmed by second column or GC/MS analysis.
	Solid - Unless otherwise indicated, solid sample data is reported on a wet weight basis, not corrected for % moisture. All QC results are reported on a wet weight basis.
	Any parameter identified in 40CFR Part 136.3 Table II that is designated as "analyze immediately" with a holding time of <= 15 minutes (40CFR-136.3 Table II, footnote 4), is considered a "field" test and the reported results will be qualified as being received outside of the stated holding time unless received at the laboratory within 15 minutes of the collection time.
	A calculated total result (Example: Total Pesticides) is the summation of each component concentration and/or, if "J" flags are reported, estimated concentration. Component concentrations showing not detected (ND) are summed into the calculated total result as zero concentrations.

Return to Contents

eurofins | Calscience

7440 Lincoln Way, Garden Grove, CA 92841-1427 • (714) 895-5494
For courier service / sample drop off information, contact us26_sales@eurofinsus.com or call us.

CHAIN-OF-CUSTODY RECORD

WO NO. / LAB USE ONLY: **16-01-0123**

DATE: 1/5/16
PAGE: _____ OF _____

LABORATORY CLIENT: CDM Smith - Tiffany Lin
ADDRESS: 600 Wilshire Blvd Suite 750
CITY: LA STATE: CA ZIP: 90017
TEL: 213-457-2200 E-MAIL: linty@cdmsmith.com

TURNAROUND TIME (Rush surcharges may apply to any TAT not "STANDARD"):
☐ SAME DAY ☐ 24 HR ☐ 48 HR ☐ 72 HR ☐ 5 DAYS ☒ STANDARD

EDD: ☐ COELT EDF ☐ OTHER

SPECIAL INSTRUCTIONS:

CLIENT PROJECT NAME / NO.: Marina del Rey Parking Lot 597
P.O. NO.:
PROJECT CONTACT: Tiffany Lin
LAB CONTACT OR QUOTE NO.: Stephen Nowak
GLOBAL ID:
LOG CODE:
SAMPLER(S): (PRINT)

REQUESTED ANALYSES

Please check box or fill in blank as needed.

LAB USE ONLY	SAMPLE ID	SAMPLING DATE	SAMPLING TIME	MATRIX	NO. OF CONT.	Unpreserved	Preserved	Field Filtered	~~TPH(g) ☐ GRO~~ Gas	~~TPH(d) ☐ DRO~~ Diesel/Motor/Chain	TPH ☐ C6-C36 ☐ C6-C44	TPH ____	~~BTEX / MTBE ☐ 8260 ☐~~	~~VOCs (8260)~~	~~Oxygenates (8260)~~	~~Prep (5035) ☐ En Core ☐ Terra Core~~	~~SVOCs (8270)~~	Pesticides (8081) TSS	PCBs (8082) Total Hardness	~~PAHs ☐ 8270 ☐ 8270 SIM~~ Total	T22 Metals ☐ 6010/747X ☐ 6020/747X Dissolved	Cr(VI) ☐ 7196 ☐ 218.6	E Coli	Fecal Coliform	Total Coliform	Enterococcus
1	5-2-I-G	1/5/16	08:50						X	X								X	X		X		X	X	X	X
2	5-2-E-G	1/5/16	09:15						X	X								X	X		X		X	X	X	X
3	5-2-E-G-D	1/5/16	09:35						X	X								X	X		X		X	X	X	X
4	7-2-I	1/5/16	08:28						X	X								X	X		X		X	X	X	X
5	Blank	1/5/16	08:15						X	X								X	X		X		X	X	X	X

Relinquished by: (Signature)	Received by: (Signature/Affiliation)	Date:	Time:
[signature]	[signature] ECI	1/5/16	12:25
[signature]	[signature] ECI	010516	1345.

2014-07-01 Revision

ATTACHMENT 8.2 - EXHIBIT D

eurofins | Calscience

WORK ORDER NUMBER: 16-01- 0123

SAMPLE RECEIPT CHECKLIST

COOLER 1 OF 2

CLIENT: CDM SMITH

DATE: 01 / 05 / 2016

TEMPERATURE: (Criteria: 0.0°C – 6.0°C, not frozen except sediment/tissue)

Thermometer ID: SC4B (CF: +0.3°C); Temperature (w/o CF): 3.7 °C (w/ CF): 4.0 °C; ☑ Blank ☐ Sample

☐ Sample(s) outside temperature criteria (PM/APM contacted by: _____)

☐ Sample(s) outside temperature criteria but received on ice/chilled on same day of sampling

☐ Sample(s) received at ambient temperature; placed on ice for transport by courier

Ambient Temperature: ☐ Air ☐ Filter Checked by: 804

CUSTODY SEAL:

Cooler	☐ Present and Intact	☐ Present but Not Intact	☑ Not Present	☐ N/A	Checked by: 804
Sample(s)	☐ Present and Intact	☐ Present but Not Intact	☑ Not Present	☐ N/A	Checked by: 965

SAMPLE CONDITION:

	Yes	No	N/A
Chain-of-Custody (COC) document(s) received with samples	☑	☐	☐
COC document(s) received complete	☐	☑	☐
☐ Sampling date ☐ Sampling time ☑ Matrix ☑ Number of containers			
☐ No analysis requested ☐ Not relinquished ☐ No relinquished date ☐ No relinquished time			
Sampler's name indicated on COC	☐	☑	☐
Sample container label(s) consistent with COC	☐	☑	☐
Sample container(s) intact and in good condition	☑	☐	☐
Proper containers for analyses requested	☑	☐	☐
Sufficient volume/mass for analyses requested	☑	☐	☐
Samples received within holding time	☑	☐	☐
Aqueous samples for certain analyses received within 15-minute holding time			
☐ pH ☐ Residual Chlorine ☐ Dissolved Sulfide ☐ Dissolved Oxygen	☐	☐	☑
Proper preservation chemical(s) noted on COC and/or sample container	☑	☐	☐
Unpreserved aqueous sample(s) received for certain analyses			
☐ Volatile Organics ☐ Total Metals ☑ Dissolved Metals			
Container(s) for certain analysis free of headspace	☑	☐	☐
☑ Volatile Organics ☐ Dissolved Gases (RSK-175) ☐ Dissolved Oxygen (SM 4500)			
☐ Carbon Dioxide (SM 4500) ☐ Ferrous Iron (SM 3500) ☐ Hydrogen Sulfide (Hach)			
Tedlar™ bag(s) free of condensation	☐	☐	☑

CONTAINER TYPE: (Trip Blank Lot Number: _____)

Aqueous: ☐ VOA ☑ 2 VOA**h** ☐ VOA**na$_2$** ☐ 100PJ ☐ 100PJ**na$_2$** ☐ 125AGB ☐ 125AGB**h** ☐ 125AGB**p** ☐ 125PB

☐ 125PB**znna** ☐ 250AGB ☐ 250CGB ☐ 250CGB**s** ☑ 250PB ☑ 2 250PB**n** ☐ 500AGB ☑ 500AGJ ☐ 500AGJ**s**

☐ 500PB ☐ 1AGB ☐ 1AGB**na$_2$** ☐ 1AGB**s** ☑ 1PB ☐ 1PB**na** ☐ _____ ☐ _____ ☐ _____ ☐ _____

Solid: ☐ 4ozCGJ ☐ 8ozCGJ ☐ 16ozCGJ ☐ Sleeve (_____) ☐ EnCores® (_____) ☐ TerraCores® (_____) ☐ _____

Air: ☐ Tedlar™ ☐ Canister ☐ Sorbent Tube ☐ PUF ☐ _____ **Other Matrix** (_____): ☐ _____ ☐ _____

Container: **A** = Amber, **B** = Bottle, **C** = Clear, **E** = Envelope, **G** = Glass, **J** = Jar, **P** = Plastic, and **Z** = Ziploc/Resealable Bag

Preservative: **b** = buffered, **f** = filtered, **h** = HCl, **n** = HNO_3, **na** = NaOH, **na$_2$** = $Na_2S_2O_3$, **p** = H_3PO_4, **s** = H_2SO_4, **u** = ultra-pure, **znna** = $Zn(CH_3CO_2)_2$ + NaOH

Labeled/Checked by: 965

Reviewed by: 681

(-1) thru (-4) received 7 containers
(-5) received 6 containers

Return to Contents

eurofins | Calscience

ATTACHMENT 8.2 - EXHIBIT D

WORK ORDER NUMBER: 16-01- 0123

SAMPLE RECEIPT CHECKLIST

COOLER 2 OF 2

CLIENT: CDM SMITH

DATE: 01 / 05 / 2016

TEMPERATURE: (Criteria: 0.0°C – 6.0°C, not frozen except sediment/tissue)

Thermometer ID: SC4B (CF: +0.3°C); Temperature (w/o CF): 3.8 °C (w/ CF): 4.1 °C; ☑ Blank ☐ Sample

☐ Sample(s) outside temperature criteria (PM/APM contacted by: _____)

☐ Sample(s) outside temperature criteria but received on ice/chilled on same day of sampling

☐ Sample(s) received at ambient temperature; placed on ice for transport by courier

Ambient Temperature: ☐ Air ☐ Filter Checked by: 804

CUSTODY SEAL:

Cooler	☐ Present and Intact	☐ Present but Not Intact	☑ Not Present	☐ N/A	Checked by: 804
Sample(s)	☐ Present and Intact	☐ Present but Not Intact	☑ Not Present	☐ N/A	Checked by: 965

SAMPLE CONDITION:

	Yes	No	N/A
Chain-of-Custody (COC) document(s) received with samples	☑	☐	☐
COC document(s) received complete	☐	☑	☐
☐ Sampling date ☐ Sampling time ☑ Matrix ☑ Number of containers			
☐ No analysis requested ☐ Not relinquished ☐ No relinquished date ☐ No relinquished time			
Sampler's name indicated on COC	☐	☑	☐
Sample container label(s) consistent with COC	☑	☐	☐
Sample container(s) intact and in good condition	☑	☐	☐
Proper containers for analyses requested	☑	☐	☐
Sufficient volume/mass for analyses requested	☑	☐	☐
Samples received within holding time	☑	☐	☐
Aqueous samples for certain analyses received within 15-minute holding time			
☐ pH ☐ Residual Chlorine ☐ Dissolved Sulfide ☐ Dissolved Oxygen	☐	☐	☑
Proper preservation chemical(s) noted on COC and/or sample container	☑	☐	☐
Unpreserved aqueous sample(s) received for certain analyses			
☐ Volatile Organics ☐ Total Metals ☑ Dissolved Metals			
Container(s) for certain analysis free of headspace	☑	☐	☐
☑ Volatile Organics ☐ Dissolved Gases (RSK-175) ☐ Dissolved Oxygen (SM 4500)			
☐ Carbon Dioxide (SM 4500) ☐ Ferrous Iron (SM 3500) ☐ Hydrogen Sulfide (Hach)			
Tedlar™ bag(s) free of condensation	☐	☐	☑

CONTAINER TYPE: (Trip Blank Lot Number: _____)

Aqueous: ☐ VOA ☑ VOA**h** ☐ VOA**na$_2$** ☐ 100PJ ☐ 100PJ**na$_2$** ☐ 125AGB ☐ 125AGB**h** ☐ 125AGB**p** ☐ 125PB

☐ 125PB**znna** ☐ 250AGB ☐ 250CGB ☐ 250CGB**s** ☑ 250PB ☑ 250PB**n** ☐ 500AGB ☑ 500AGJ ☐ 500AGJ**s**

☐ 500PB ☐ 1AGB ☐ 1AGB**na$_2$** ☐ 1AGB**s** ☑ 1PB ☐ 1PB**na** ☐ _____ ☐ _____ ☐ _____ ☐ _____

Solid: ☐ 4ozCGJ ☐ 8ozCGJ ☐ 16ozCGJ ☐ Sleeve (_____) ☐ EnCores® (_____) ☐ TerraCores® (_____) ☐ _____

Air: ☐ Tedlar™ ☐ Canister ☐ Sorbent Tube ☐ PUF ☐ _____ **Other Matrix** (_____): ☐ _____ ☐ _____

Container: **A** = Amber, **B** = Bottle, **C** = Clear, **E** = Envelope, **G** = Glass, **J** = Jar, **P** = Plastic, and **Z** = Ziploc/Resealable Bag

Preservative: **b** = buffered, **f** = filtered, **h** = HCl, **n** = HNO_3, **na** = NaOH, **na$_2$** = $Na_2S_2O_3$, **p** = H_3PO_4, **s** = H_2SO_4, **u** = ultra-pure, **znna** = $Zn(CH_3CO_2)_2$ + NaOH

Labeled/Checked by: 965

Reviewed by: 681

Return to Contents

eurofins | Calscience

ATTACHMENT 8.2 - EXHIBIT D

WORK ORDER NUMBER: 16-01- 0123

SAMPLE ANOMALY REPORT

DATE: 01 / 05 / 2016

SAMPLES, CONTAINERS, AND LABELS: | **Comments**

- ☐ Sample(s) NOT RECEIVED but listed on COC
- ☐ Sample(s) received but NOT LISTED on COC
- ☐ Holding time expired (list client or ECI sample ID and analysis)
- ☐ Insufficient sample amount for requested analysis (list analysis)
- ☐ Improper container(s) used (list analysis)
- ☐ Improper preservative used (list analysis)
- ☐ No preservative noted on COC or label (list analysis and notify lab)
- ☐ Sample container(s) not labeled
- ☐ Client sample label(s) illegible (list container type and analysis)
- ☑ Client sample label(s) do not match COC (comment)
  - ☐ Project information
  - ☑ Client sample ID
  - ☐ Sampling date and/or time
  - ☐ Number of container(s)
  - ☑ Requested analysis
- ☐ Sample container(s) compromised (comment)
  - ☐ Broken
  - ☐ Water present in sample container
- ☐ Air sample container(s) compromised (comment)
  - ☐ Flat
  - ☐ Very low in volume
  - ☐ Leaking (not transferred; duplicate bag submitted)
  - ☐ Leaking (transferred into ECI Tedlar™ bags*)
  - ☐ Leaking (transferred into client's Tedlar™ bags*)

* Transferred at client's request.

Comments:

(-4) sample ID per label is: 7-4-I (collection date/time matched)

(-5) container for Diesel/Motor/carbon chain not received.

MISCELLANEOUS: (Describe) | **Comments**

HEADSPACE:

(Containers with bubble > 6 mm or ¼ inch for volatile organic or dissolved gas analysis)

ECI Sample ID	ECI Container ID	Total Number**	ECI Sample ID	ECI Container ID	Total Number**

(Containers with bubble for other analysis)

ECI Sample ID	ECI Container ID	Total Number**	Requested Analysis

Comments:

Reported by: 965

Reviewed by: 681.

** Record the total number of containers (i.e., vials or bottles) for the affected sample.

Return to Contents

Stephen Nowak

From: Lin, Tiffany Y. [linty@cdmsmith.com]
Sent: Tuesday, January 05, 2016 4:08 PM
To: Stephen Nowak
Subject: RE: MDR COC

Ahh, sorry, yes, 7-4-I is correct.

Yes, I forgot we were missing one bottle for blank. The fuzzy time on 5-2-E labels should be 9:15.

Thanks.

From: Stephen Nowak [mailto:StephenNowak@eurofinsUS.com]
Sent: Tuesday, January 05, 2016 4:06 PM
To: Lin, Tiffany Y. <linty@cdmsmith.com>
Subject: MDR COC

Tiffany- see attached COC and sample anomaly form.

Sample 7-2-I as listed on the COC is labeled 7-4-I on the bottles.

Which is correct?

Sample "Blank"- we didn't receive a bottle for diesel/MO/Carbon chain.

Stephen Nowak
Project Manager

eurofins | Calscience

Eurofins Calscience, Inc.
7440 Lincoln Way
GARDEN GROVE, CA 92841
USA
Phone: +1 714 895 5494

Email: StephenNowak@EurofinsUS.com
Website: www.calscience.com

The information transmitted is intended only for the person or entity to which it is addressed and may contain confidential and/or privileged material. Any review, retransmission, dissemination or other use of, or taking of any action in reliance upon this information by persons or entities other than the intended recipient is prohibited. If you receive this in error, please contact the sender and delete the material from any computer. Email transmission cannot be guaranteed to be secure or error free as information could be intercepted, corrupted, lost, destroyed, arrive late or incomplete. The sender therefore is in no way liable for any errors or omissions in the content of this message which may arise as a result of email transmission. If verification is required, please request a hard copy. We take reasonable precautions to ensure our emails are free from viruses. You need, however, to verify that this email and any attachments are free of viruses, as we can take no responsibility for any computer viruses, which might be transferred by way of this email. We may monitor all email communication through our networks. If you contact us by email, we may store your name and address to facilitate communication.

Return to Contents

eurofins | Calscience

Subcontractor Analysis Report

Work Order: 16-01-0123 Page 1 of 1

One or more samples in this work order have tests that were subcontracted. The subcontract report(s) follows.

For subcontracted tests, please reference the laboratory information noted below.

1. Silliker Inc. - Cypress,CA CA ELAP 1534
   Microbiology

Return to Contents

ATTACHMENT 8.2 - EXHIBIT D

MERIEUX NutriSciences

CERTIFICATE OF ANALYSIS

SILLIKER, Inc.
Southern California Laboratory
6360 Gateway Drive, Cypress, CA 90630
Tel. 209/ 549 7508 Fax. 714/ 226 0009

COA No:	SCA-38645188-0
Supersedes:	None
COA Date	1/11/16
Page 1 of 2	

COPY TO:
Mr. Stephen Nowak
Project Manager
Eurofins Calscience, Inc.
7440 Lincoln Way
Garden Grove, CA 92841-1427

ORIGINAL TO:
Ms. Elizabeth Winger
Laboratory Director
Eurofins Calscience, Inc.
7440 Lincoln Way
Garden Grove, CA 92841-1427

Received From:	Garden Grove, CA
Received Date:	1/5/16
P.O.# / ID:	Stephen Nowak
Location of Test: (except where noted)	Cypress, CA

Analytical Results

Desc. 1: Sample ID:5-2-I-G
Desc. 2: Date:01/05/16
Desc. 3: Time:08:50
Desc. 4: Matrix:WW
Desc. 5: Project # :16-01-0123
Desc. 6: Date and Time Tested:01/05/16 2:52PM
Laboratory ID: 358077352
Condition Rec'd: NORMAL
Temp Rec'd (°C): 3.1

Analyte	Result	Units	Method Reference	Test Date	Loc.
Coliforms - 5 tube MPN	300	/100mL	SMEWW 20th ed. 9221B	1/9/16	
E. coli - 5 tube MPN	220	/100mL	SMEWW 20th ed. 9221F	1/11/16	
Enterococci - 5 tube MPN	34	/100mL	SMEWW 20th, 9230A-B	1/8/16	
Fecal Coliforms - 5 tube MPN	800	/100mL	SMEWW 20th ed. 9221E	1/9/16	

Desc. 1: Sample ID:5-2-E-G
Desc. 2: Date:01/05/16
Desc. 3: Time:09:15
Desc. 4: Matrix:WW
Desc. 5: Project # :16-01-0123
Desc. 6: Date and Time Tested:01/05/16 2:52PM
Laboratory ID: 358077353
Condition Rec'd: NORMAL
Temp Rec'd (°C): 3.1

Analyte	Result	Units	Method Reference	Test Date	Loc.
Coliforms - 5 tube MPN	1300	/100mL	SMEWW 20th ed. 9221B	1/9/16	
E. coli - 5 tube MPN	9.1	/100mL	SMEWW 20th ed. 9221F	1/11/16	
Enterococci - 5 tube MPN	300	/100mL	SMEWW 20th, 9230A-B	1/8/16	
Fecal Coliforms - 5 tube MPN	800	/100mL	SMEWW 20th ed. 9221E	1/9/16	

Desc. 1: Sample ID:5-2-E-G-D
Desc. 2: Date:01/05/16
Desc. 3: Time:09:35
Desc. 4: Matrix:WW
Desc. 5: Project # :16-01-0123
Desc. 6: Date and Time Tested:01/05/16 2:52PM
Laboratory ID: 358077354
Condition Rec'd: NORMAL
Temp Rec'd (°C): 3.1

Analyte	Result	Units	Method Reference	Test Date	Loc.
Coliforms - 5 tube MPN	2300	/100mL	SMEWW 20th ed. 9221B	1/9/16	
E. coli - 5 tube MPN	14	/100mL	SMEWW 20th ed. 9221F	1/11/16	
Enterococci - 5 tube MPN	230	/100mL	SMEWW 20th, 9230A-B	1/8/16	
Fecal Coliforms - 5 tube MPN	280	/100mL	SMEWW 20th ed. 9221E	1/9/16	

Results reported herein are provided "as is" and are based solely upon samples as provided by client. This report may not be distributed or reproduced except in full. Client shall not at any time misrepresent the content of this report. Mérieux NutriSciences assumes no responsibility, and client hereby waives all claims against Mérieux NutriSciences, for interpretation of such results.
Except as otherwise stated, Mérieux NutriSciences Terms and Conditions for Testing Services apply.

Return to Contents

ATTACHMENT 8.2 - EXHIBIT D

MERIEUX NutriSciences

CERTIFICATE OF ANALYSIS

SILLIKER, Inc.
Southern California Laboratory
6360 Gateway Drive, Cypress, CA 90630
Tel. 209/ 549 7508 Fax. 714/ 226 0009

COA No:	SCA-38645188-0
Supersedes:	None
COA Date	1/11/16
Page 2 of 2	

COPY TO:
Mr. Stephen Nowak
Project Manager
Eurofins Calscience, Inc.
7440 Lincoln Way
Garden Grove, CA 92841-1427

ORIGINAL TO:
Ms. Elizabeth Winger
Laboratory Director
Eurofins Calscience, Inc.
7440 Lincoln Way
Garden Grove, CA 92841-1427

Received From:	Garden Grove, CA
Received Date:	1/5/16
P.O.# / ID:	Stephen Nowak
Location of Test: (except where noted)	Cypress, CA

Analytical Results

Desc. 1: Sample ID:7-4-1
Desc. 2: Date:01/05/16
Desc. 3: Time:08:28
Desc. 4: Matrix:WW
Desc. 5: Project # :16-01-0123
Desc. 6: Date and Time Tested:01/05/16 2:52PM

Laboratory ID: 358077355
Condition Rec'd: NORMAL
Temp Rec'd (°C): 3.1

Analyte	Result	Units	Method Reference	Test Date	Loc.
Coliforms - 5 tube MPN	3000	/100mL	SMEWW 20th ed. 9221B	1/9/16	
E. coli - 5 tube MPN	7	/100mL	SMEWW 20th ed. 9221F	1/11/16	
Enterococci - 5 tube MPN	130	/100mL	SMEWW 20th, 9230A-B	1/8/16	
Fecal Coliforms - 5 tube MPN	80	/100mL	SMEWW 20th ed. 9221E	1/9/16	

Desc. 1: Sample ID:Blank
Desc. 2: Date:01/05/16
Desc. 3: Time:08:15
Desc. 4: Matrix:WW
Desc. 5: Project # :16-01-0123
Desc. 6: Date and Time Tested:01/05/16 2:52PM

Laboratory ID: 358077356
Condition Rec'd: NORMAL
Temp Rec'd (°C): 3.1

Analyte	Result	Units	Method Reference	Test Date	Loc.
Coliforms - 5 tube MPN	<2	/100mL	SMEWW 20th ed. 9221B	1/7/16	
E. coli - 5 tube MPN	<2	/100mL	SMEWW 20th ed. 9221F	1/7/16	
Enterococci - 5 tube MPN	<2	/100mL	SMEWW 20th, 9230A-B	1/7/16	
Fecal Coliforms - 5 tube MPN	<2	/100mL	SMEWW 20th ed. 9221E	1/7/16	

Helen Andrews — Laboratory Director

Results reported herein are provided "as is" and are based solely upon samples as provided by client. This report may not be distributed or reproduced except in full. Client shall not at any time misrepresent the content of this report. Mérieux NutriSciences assumes no responsibility, and client hereby waives all claims against Mérieux NutriSciences, for interpretation of such results.
Except as otherwise stated, Mérieux NutriSciences Terms and Conditions for Testing Services apply.

Return to Contents

eurofins | Calscience

WORK ORDER NUMBER: 16-01-0417

The difference is service

AIR | SOIL | WATER | MARINE CHEMISTRY

Analytical Report For

Client: CDM Smith Inc.

Client Project Name: Marina Del Rey Parking Lots 5 & 7

Attention: Tiffany Lin
600 Wilshire Boulevard, Suite 750
Los Angeles, CA 90017-3255

Approved for release on 01/19/2016 by:
Stephen Nowak
Project Manager

ResultLink

Email your PM

Eurofins Calscience, Inc. (Calscience) certifies that the test results provided in this report meet all NELAC requirements for parameters for which accreditation is required or available. Any exceptions to NELAC requirements are noted in the case narrative. The original report of subcontracted analyses, if any, is attached to this report. The results in this report are limited to the sample(s) tested and any reproduction thereof must be made in its entirety. The client or recipient of this report is specifically prohibited from making material changes to said report and, to the extent that such changes are made, Calscience is not responsible, legally or otherwise. The client or recipient agrees to indemnify Calscience for any defense to any litigation which may arise.

eurofins | Calscience

Contents

Client Project Name: Marina Del Rey Parking Lots 5 & 7
Work Order Number: 16-01-0417

1 Work Order Narrative. 3

2 Sample Summary. 4

3 Detections Summary. 5

4 Client Sample Data. 6
4.1 EPA 200.7 ICP Metals (Aqueous). 6
4.2 EPA 200.7 ICP Metals (Aqueous). 7
4.3 Combined Inorganic Tests. 8

5 Quality Control Sample Data. 9
5.1 MS/MSD. 9
5.2 PDS/PDSD. 11
5.3 Sample Duplicate. 12
5.4 LCS/LCSD. 14

6 Sample Analysis Summary. 17

7 Glossary of Terms and Qualifiers. 18

8 Chain-of-Custody/Sample Receipt Form. 19

eurofins | Calscience

Work Order Narrative

Work Order: 16-01-0417 Page 1 of 1

Condition Upon Receipt:

Samples were received under Chain-of-Custody (COC) on 01/07/16. They were assigned to Work Order 16-01-0417.

Unless otherwise noted on the Sample Receiving forms all samples were received in good condition and within the recommended EPA temperature criteria for the methods noted on the COC. The COC and Sample Receiving Documents are integral elements of the analytical report and are presented at the back of the report.

Holding Times:

All samples were analyzed within prescribed holding times (HT) and/or in accordance with the Calscience Sample Acceptance Policy unless otherwise noted in the analytical report and/or comprehensive case narrative, if required.

Any parameter identified in 40CFR Part 136.3 Table II that is designated as "analyze immediately" with a holding time of <= 15 minutes (40CFR-136.3 Table II, footnote 4), is considered a "field" test and the reported results will be qualified as being received outside of the stated holding time unless received at the laboratory within 15 minutes of the collection time.

Quality Control:

All quality control parameters (QC) were within established control limits except where noted in the QC summary forms or described further within this report.

Subcontractor Information:

Unless otherwise noted below (or on the subcontract form), no samples were subcontracted.

Additional Comments:

Air - Sorbent-extracted air methods (EPA TO-4A, EPA TO-10, EPA TO-13A, EPA TO-17): Analytical results are converted from mass/sample basis to mass/volume basis using client-supplied air volumes.

Solid - Unless otherwise indicated, solid sample data is reported on a wet weight basis, not corrected for % moisture. All QC results are always reported on a wet weight basis.

Return to Contents

eurofins | Calscience

Sample Summary

Client:	CDM Smith Inc. 600 Wilshire Boulevard, Suite 750 Los Angeles, CA 90017-3255	Work Order:	16-01-0417
		Project Name:	Marina Del Rey Parking Lots 5 & 7
		PO Number:	
		Date/Time Received:	01/07/16 15:00
		Number of Containers:	16
Attn:	Tiffany Lin		

Sample Identification	Lab Number	Collection Date and Time	Number of Containers	Matrix
5-2-I	16-01-0417-1	01/07/16 11:00	7	Aqueous
5-2-E	16-01-0417-2	01/07/16 11:00	9	Aqueous

Return to Contents

eurofins | Calscience

Detections Summary

Client:	CDM Smith Inc. 600 Wilshire Boulevard, Suite 750 Los Angeles, CA 90017-3255	Work Order: Project Name: Received:	16-01-0417 Marina Del Rey Parking Lots 5 & 7 01/07/16
Attn:	Tiffany Lin		Page 1 of 1

Client SampleID

Analyte	Result	Qualifiers	RL	Units	Method	Extraction
5-2-I (16-01-0417-1)						
Copper	0.00492	J	0.00267*	mg/L	EPA 200.7	N/A
Zinc	0.0348	B	0.0100	mg/L	EPA 200.7	N/A
Copper	0.00401	J	0.00267*	mg/L	EPA 200.7	Filtered
Zinc	0.0311		0.0100	mg/L	EPA 200.7	Filtered
Solids, Total Suspended	6.0		1.0	mg/L	SM 2540 D	N/A
5-2-E (16-01-0417-2)						
Copper	0.00424	J	0.00267*	mg/L	EPA 200.7	N/A
Zinc	0.0187	B	0.0100	mg/L	EPA 200.7	N/A
Copper	0.00282	J	0.00267*	mg/L	EPA 200.7	Filtered
Zinc	0.0161		0.0100	mg/L	EPA 200.7	Filtered
Hardness, Total (as CaCO3)	8.0		2.0	mg/L	SM 2340C	N/A
Solids, Total Suspended	5.4		1.0	mg/L	SM 2540 D	N/A

Subcontracted analyses, if any, are not included in this summary.

Return to Contents

* MDL is shown

eurofins | Calscience

Analytical Report

CDM Smith Inc.		Date Received:	01/07/16
600 Wilshire Boulevard, Suite 750		Work Order:	16-01-0417
Los Angeles, CA 90017-3255		Preparation:	N/A
		Method:	EPA 200.7
		Units:	mg/L
Project: Marina Del Rey Parking Lots 5 & 7			Page 1 of 1

Client Sample Number	Lab Sample Number	Date/Time Collected	Matrix	Instrument	Date Prepared	Date/Time Analyzed	QC Batch ID
5-2-I	**16-01-0417-1-A**	**01/07/16 11:00**	**Aqueous**	**ICP 7300**	**01/08/16**	**01/14/16 17:25**	**160108LA3**

Comment(s): - Results were evaluated to the MDL (DL), concentrations >= to the MDL (DL) but < RL (LOQ), if found, are qualified with a "J" flag.

Parameter	Result	RL	MDL	DF	Qualifiers
Copper	0.00492	0.0100	0.00267	1.00	J
Lead	ND	0.0100	0.00406	1.00	
Zinc	0.0348	0.0100	0.00352	1.00	B

5-2-E	**16-01-0417-2-A**	**01/07/16 11:00**	**Aqueous**	**ICP 7300**	**01/08/16**	**01/14/16 17:26**	**160108LA3**

Comment(s): - Results were evaluated to the MDL (DL), concentrations >= to the MDL (DL) but < RL (LOQ), if found, are qualified with a "J" flag.

Parameter	Result	RL	MDL	DF	Qualifiers
Copper	0.00424	0.0100	0.00267	1.00	J
Lead	ND	0.0100	0.00406	1.00	
Zinc	0.0187	0.0100	0.00352	1.00	B

Method Blank	**097-01-012-6424**	**N/A**	**Aqueous**	**ICP 7300**	**01/08/16**	**01/11/16 14:51**	**160108LA3**

Comment(s): - Results were evaluated to the MDL (DL), concentrations >= to the MDL (DL) but < RL (LOQ), if found, are qualified with a "J" flag.

Parameter	Result	RL	MDL	DF	Qualifiers
Copper	ND	0.0100	0.00267	1.00	
Lead	ND	0.0100	0.00406	1.00	
Zinc	0.00597	0.0100	0.00352	1.00	J

RL: Reporting Limit. DF: Dilution Factor. MDL: Method Detection Limit.

Return to Contents

eurofins | Calscience

Analytical Report

CDM Smith Inc.		Date Received:	01/07/16
600 Wilshire Boulevard, Suite 750		Work Order:	16-01-0417
Los Angeles, CA 90017-3255		Preparation:	Filtered
		Method:	EPA 200.7
		Units:	mg/L
Project: Marina Del Rey Parking Lots 5 & 7			Page 1 of 1

Client Sample Number	Lab Sample Number	Date/Time Collected	Matrix	Instrument	Date Prepared	Date/Time Analyzed	QC Batch ID
5-2-I	**16-01-0417-1-B**	**01/07/16 11:00**	**Aqueous**	**ICP 7300**	**01/08/16**	**01/14/16 17:27**	**160107LA7F**

Comment(s): - Results were evaluated to the MDL (DL), concentrations >= to the MDL (DL) but < RL (LOQ), if found, are qualified with a "J" flag.

Parameter	Result	RL	MDL	DF	Qualifiers
Copper	0.00401	0.0100	0.00267	1.00	J
Lead	ND	0.0100	0.00406	1.00	

5-2-I	**16-01-0417-1-B**	**01/07/16 11:00**	**Aqueous**	**ICP 7300**	**01/08/16**	**01/15/16 12:57**	**160107LA7F**

Comment(s): - Results were evaluated to the MDL (DL), concentrations >= to the MDL (DL) but < RL (LOQ), if found, are qualified with a "J" flag.

Parameter	Result	RL	MDL	DF	Qualifiers
Zinc	0.0311	0.0100	0.00352	1.00	

5-2-E	**16-01-0417-2-B**	**01/07/16 11:00**	**Aqueous**	**ICP 7300**	**01/08/16**	**01/14/16 17:28**	**160107LA7F**

Comment(s): - Results were evaluated to the MDL (DL), concentrations >= to the MDL (DL) but < RL (LOQ), if found, are qualified with a "J" flag.

Parameter	Result	RL	MDL	DF	Qualifiers
Copper	0.00282	0.0100	0.00267	1.00	J
Lead	ND	0.0100	0.00406	1.00	
Zinc	0.0161	0.0100	0.00352	1.00	

Method Blank	**099-14-304-503**	**N/A**	**Aqueous**	**ICP 7300**	**01/07/16**	**01/08/16 13:02**	**160107LA7F**

Comment(s): - Results were evaluated to the MDL (DL), concentrations >= to the MDL (DL) but < RL (LOQ), if found, are qualified with a "J" flag.

Parameter	Result	RL	MDL	DF	Qualifiers
Copper	ND	0.0100	0.00267	1.00	
Lead	ND	0.0100	0.00406	1.00	
Zinc	ND	0.0100	0.00352	1.00	

RL: Reporting Limit. DF: Dilution Factor. MDL: Method Detection Limit.

Return to Contents

eurofins | Calscience

Analytical Report

CDM Smith Inc.
600 Wilshire Boulevard, Suite 750
Los Angeles, CA 90017-3255
Project: Marina Del Rey Parking Lots 5 & 7

Date Received: 01/07/16
Work Order: 16-01-0417

Client Sample Number	Lab Sample Number	Date/Time Collected	Matrix
5-2-I	**16-01-0417-1**	**01/07/16 11:00**	**Aqueous**

Parameter	Results	RL	DF	Qualifiers	Units	Date Prepared	Date Analyzed	Method
Hardness, Total (as CaCO3)	ND	2.0	1.00		mg/L	N/A	01/15/16	SM 2340C
Solids, Total Suspended	6.0	1.0	1.00		mg/L	01/13/16	01/13/16	SM 2540 D

5-2-E	**16-01-0417-2**	**01/07/16 11:00**	**Aqueous**

Parameter	Results	RL	DF	Qualifiers	Units	Date Prepared	Date Analyzed	Method
Hardness, Total (as CaCO3)	8.0	2.0	1.00		mg/L	N/A	01/15/16	SM 2340C
Solids, Total Suspended	5.4	1.0	1.00		mg/L	01/13/16	01/13/16	SM 2540 D

Method Blank	**N/A**	**Aqueous**

Parameter	Results	RL	DF	Qualifiers	Units	Date Prepared	Date Analyzed	Method
Hardness, Total (as CaCO3)	ND	2.0	1.00		mg/L	N/A	01/15/16	SM 2340C
Solids, Total Suspended	ND	1.0	1.00		mg/L	01/13/16	01/13/16	SM 2540 D

Return to Contents

RL: Reporting Limit. DF: Dilution Factor. MDL: Method Detection Limit.

eurofins | Calscience

Quality Control - Spike/Spike Duplicate

CDM Smith Inc.		Date Received:	01/07/16
600 Wilshire Boulevard, Suite 750		Work Order:	16-01-0417
Los Angeles, CA 90017-3255		Preparation:	Filtered
		Method:	EPA 200.7
Project: Marina Del Rey Parking Lots 5 & 7			Page 1 of 2

Quality Control Sample ID	Type	Matrix	Instrument	Date Prepared	Date Analyzed	MS/MSD Batch Number
16-01-0317-2	**Sample**	**Aqueous**	**ICP 7300**	**01/08/16**	**01/12/16 12:28**	**160108SA3**
16-01-0317-2	**Matrix Spike**	**Aqueous**	**ICP 7300**	**01/08/16**	**01/12/16 12:29**	**160108SA3**
16-01-0317-2	**Matrix Spike Duplicate**	**Aqueous**	**ICP 7300**	**01/08/16**	**01/12/16 12:34**	**160108SA3**

Parameter	Sample Conc.	Spike Added	MS Conc.	MS %Rec.	MSD Conc.	MSD %Rec.	%Rec. CL	RPD	RPD CL	Qualifiers
Copper	ND	0.5000	0.5323	106	0.4911	98	80-120	8	0-20	
Lead	ND	0.5000	0.5452	109	0.5118	102	80-120	6	0-20	
Zinc	ND	0.5000	0.5977	120	0.5659	113	80-120	5	0-20	

RPD: Relative Percent Difference. CL: Control Limits

Return to Contents

eurofins | Calscience

Quality Control - Spike/Spike Duplicate

CDM Smith Inc.		Date Received:	01/07/16
600 Wilshire Boulevard, Suite 750		Work Order:	16-01-0417
Los Angeles, CA 90017-3255		Preparation:	Filtered
		Method:	EPA 200.7
Project: Marina Del Rey Parking Lots 5 & 7			Page 2 of 2

Quality Control Sample ID	Type	Matrix	Instrument	Date Prepared	Date Analyzed	MS/MSD Batch Number
16-01-0123-2	**Sample**	**Aqueous**	**ICP 7300**	**01/07/16**	**01/08/16 13:32**	**160107SA7**
16-01-0123-2	**Matrix Spike**	**Aqueous**	**ICP 7300**	**01/07/16**	**01/08/16 13:29**	**160107SA7**
16-01-0123-2	**Matrix Spike Duplicate**	**Aqueous**	**ICP 7300**	**01/07/16**	**01/08/16 13:30**	**160107SA7**

Parameter	Sample Conc.	Spike Added	MS Conc.	MS %Rec.	MSD Conc.	MSD %Rec.	%Rec. CL	RPD	RPD CL	Qualifiers
Copper	ND	0.5000	0.5646	113	0.5395	108	80-120	5	0-20	
Lead	ND	0.5000	0.5844	117	0.5429	109	80-120	7	0-20	
Zinc	0.01781	0.5000	0.5996	116	0.5738	111	80-120	4	0-20	

RPD: Relative Percent Difference. CL: Control Limits

Return to Contents

eurofins | Calscience

Quality Control - PDS

CDM Smith Inc.		Date Received:	01/07/16
600 Wilshire Boulevard, Suite 750		Work Order:	16-01-0417
Los Angeles, CA 90017-3255		Preparation:	Filtered
		Method:	EPA 200.7
Project: Marina Del Rey Parking Lots 5 & 7			Page 1 of 1

Quality Control Sample ID	Type	Matrix	Instrument	Date Prepared	Date Analyzed	PDS/PDSD Batch Number
16-01-0317-2	**Sample**	**Aqueous**	**ICP 7300**	**01/08/16 00:00**	**01/12/16 12:28**	**160108SA3**
16-01-0317-2	**PDS**	**Aqueous**	**ICP 7300**	**01/08/16 00:00**	**01/12/16 12:35**	**160108SA3**

Parameter	Sample Conc.	Spike Added	PDS Conc.	PDS %Rec.	%Rec. CL	Qualifiers
Copper	ND	0.5000	0.4696	94	75-125	
Lead	ND	0.5000	0.4795	96	75-125	
Zinc	ND	0.5000	0.5165	103	75-125	

RPD: Relative Percent Difference. CL: Control Limits

Return to Contents

eurofins | Calscience

Quality Control - Sample Duplicate

CDM Smith Inc.		Date Received:	01/07/16
600 Wilshire Boulevard, Suite 750		Work Order:	16-01-0417
Los Angeles, CA 90017-3255		Preparation:	N/A
		Method:	SM 2340C
Project: Marina Del Rey Parking Lots 5 & 7			Page 1 of 2

Quality Control Sample ID	Type	Matrix	Instrument	Date Prepared	Date Analyzed	Duplicate Batch Number
16-01-0466-4	**Sample**	**Aqueous**	**BUR21**	**N/A**	**01/15/16 19:26**	**G0115HARD1**
16-01-0466-4	**Sample Duplicate**	**Aqueous**	**BUR21**	**N/A**	**01/15/16 19:26**	**G0115HARD1**

Parameter	Sample Conc.	DUP Conc.	RPD	RPD CL	Qualifiers
Hardness, Total (as CaCO3)	87.00	87.00	0	0-25	

RPD: Relative Percent Difference. CL: Control Limits

Return to Contents

eurofins | Calscience

Quality Control - Sample Duplicate

CDM Smith Inc.		Date Received:	01/07/16
600 Wilshire Boulevard, Suite 750		Work Order:	16-01-0417
Los Angeles, CA 90017-3255		Preparation:	N/A
		Method:	SM 2540 D
Project: Marina Del Rey Parking Lots 5 & 7			Page 2 of 2

Quality Control Sample ID	Type	Matrix	Instrument	Date Prepared	Date Analyzed	Duplicate Batch Number
16-01-0786-3	**Sample**	**Aqueous**	**N/A**	**01/13/16 00:00**	**01/13/16 19:15**	**G0113TSSD3**
16-01-0786-3	**Sample Duplicate**	**Aqueous**	**N/A**	**01/13/16 00:00**	**01/13/16 19:15**	**G0113TSSD3**

Parameter	Sample Conc.	DUP Conc.	RPD	RPD CL	Qualifiers
Solids, Total Suspended	836.0	896.0	7	0-20	

RPD: Relative Percent Difference. CL: Control Limits

Return to Contents

eurofins | Calscience

Quality Control - LCS/LCSD

CDM Smith Inc.		Date Received:	01/07/16
600 Wilshire Boulevard, Suite 750		Work Order:	16-01-0417
Los Angeles, CA 90017-3255		Preparation:	N/A
		Method:	SM 2540 D
Project: Marina Del Rey Parking Lots 5 & 7			Page 1 of 3

Quality Control Sample ID	Type	Matrix	Instrument	Date Prepared	Date Analyzed	LCS/LCSD Batch Number
099-09-010-7505	**LCS**	**Aqueous**	**N/A**	**01/13/16**	**01/13/16 19:15**	**G0113TSSL3**
099-09-010-7505	**LCSD**	**Aqueous**	**N/A**	**01/13/16**	**01/13/16 19:15**	**G0113TSSL3**

Parameter	Spike Added	LCS Conc.	LCS %Rec.	LCSD Conc.	LCSD %Rec.	%Rec. CL	RPD	RPD CL	Qualifiers
Solids, Total Suspended	100.0	103.0	103	97.00	97	80-120	6	0-20	

RPD: Relative Percent Difference. CL: Control Limits

Return to Contents

eurofins | Calscience

Quality Control - LCS

CDM Smith Inc.		Date Received:	01/07/16
600 Wilshire Boulevard, Suite 750		Work Order:	16-01-0417
Los Angeles, CA 90017-3255		Preparation:	N/A
		Method:	EPA 200.7
Project: Marina Del Rey Parking Lots 5 & 7			Page 2 of 3

Quality Control Sample ID	Type	Matrix	Instrument	Date Prepared	Date Analyzed	LCS Batch Number
097-01-012-6424	**LCS**	**Aqueous**	**ICP 7300**	**01/08/16**	**01/11/16 14:53**	**160108LA3**

Parameter	Spike Added	Conc. Recovered	LCS %Rec.	%Rec. CL	Qualifiers
Copper	0.5000	0.5081	102	85-115	
Lead	0.5000	0.5289	106	85-115	
Zinc	0.5000	0.5064	101	85-115	

RPD: Relative Percent Difference. CL: Control Limits

Return to Contents

eurofins | Calscience

Quality Control - LCS

CDM Smith Inc.		Date Received:	01/07/16
600 Wilshire Boulevard, Suite 750		Work Order:	16-01-0417
Los Angeles, CA 90017-3255		Preparation:	Filtered
		Method:	EPA 200.7
Project: Marina Del Rey Parking Lots 5 & 7			Page 3 of 3

Quality Control Sample ID	Type	Matrix	Instrument	Date Prepared	Date Analyzed	LCS Batch Number
099-14-304-503	**LCS**	**Aqueous**	**ICP 7300**	**01/07/16**	**01/08/16 13:04**	**160107LA7F**

Parameter	Spike Added	Conc. Recovered	LCS %Rec.	%Rec. CL	Qualifiers
Copper	0.5000	0.5001	100	85-115	
Lead	0.5000	0.5051	101	85-115	
Zinc	0.5000	0.4957	99	85-115	

RPD: Relative Percent Difference. CL: Control Limits

Return to Contents

eurofins | Calscience

Sample Analysis Summary Report

Work Order: 16-01-0417 Page 1 of 1

Method	Extraction	Chemist ID	Instrument	Analytical Location
EPA 200.7	N/A	935	ICP 7300	1
EPA 200.7	Filtered	935	ICP 7300	1
SM 2340C	N/A	688	BUR21	1
SM 2540 D	N/A	1009	N/A	1

Return to Contents

eurofins | Calscience

Glossary of Terms and Qualifiers

Work Order: 16-01-0417 Page 1 of 1

Qualifiers	Definition
*	See applicable analysis comment.
<	Less than the indicated value.
>	Greater than the indicated value.
1	Surrogate compound recovery was out of control due to a required sample dilution. Therefore, the sample data was reported without further clarification.
2	Surrogate compound recovery was out of control due to matrix interference. The associated method blank surrogate spike compound was in control and, therefore, the sample data was reported without further clarification.
3	Recovery of the Matrix Spike (MS) or Matrix Spike Duplicate (MSD) compound was out of control due to suspected matrix interference. The associated LCS recovery was in control.
4	The MS/MSD RPD was out of control due to suspected matrix interference.
5	The PDS/PDSD or PES/PESD associated with this batch of samples was out of control due to suspected matrix interference.
6	Surrogate recovery below the acceptance limit.
7	Surrogate recovery above the acceptance limit.
B	Analyte was present in the associated method blank.
BU	Sample analyzed after holding time expired.
BV	Sample received after holding time expired.
CI	See case narrative.
E	Concentration exceeds the calibration range.
ET	Sample was extracted past end of recommended max. holding time.
HD	The chromatographic pattern was inconsistent with the profile of the reference fuel standard.
HDH	The sample chromatographic pattern for TPH matches the chromatographic pattern of the specified standard but heavier hydrocarbons were also present (or detected).
HDL	The sample chromatographic pattern for TPH matches the chromatographic pattern of the specified standard but lighter hydrocarbons were also present (or detected).
J	Analyte was detected at a concentration below the reporting limit and above the laboratory method detection limit. Reported value is estimated.
JA	Analyte positively identified but quantitation is an estimate.
ME	LCS Recovery Percentage is within Marginal Exceedance (ME) Control Limit range (+/- 4 SD from the mean).
ND	Parameter not detected at the indicated reporting limit.
Q	Spike recovery and RPD control limits do not apply resulting from the parameter concentration in the sample exceeding the spike concentration by a factor of four or greater.
SG	The sample extract was subjected to Silica Gel treatment prior to analysis.
X	% Recovery and/or RPD out-of-range.
Z	Analyte presence was not confirmed by second column or GC/MS analysis.
	Solid - Unless otherwise indicated, solid sample data is reported on a wet weight basis, not corrected for % moisture. All QC results are reported on a wet weight basis.
	Any parameter identified in 40CFR Part 136.3 Table II that is designated as "analyze immediately" with a holding time of <= 15 minutes (40CFR-136.3 Table II, footnote 4), is considered a "field" test and the reported results will be qualified as being received outside of the stated holding time unless received at the laboratory within 15 minutes of the collection time.
	A calculated total result (Example: Total Pesticides) is the summation of each component concentration and/or, if "J" flags are reported, estimated concentration. Component concentrations showing not detected (ND) are summed into the calculated total result as zero concentrations.

Return to Contents

eurofins | Calscience

7440 Lincoln Way, Garden Grove, CA 92841-1427 • (714) 895-5494
For courier service / sample drop off information, contact us26_sales@eurofinsus.com or call us.

CHAIN-OF-CUSTODY RECORD

WO NO. / LAB USE ONLY: **16-01-0417**

DATE: _____
PAGE: _____ OF _____

LABORATORY CLIENT: CDM Smith
ADDRESS: 600 Wilshire Blvd Ste 750
CITY: LA STATE: CA ZIP: 90017
TEL: 213-457-2200 E-MAIL: lintyf@cdmsmith.com

CLIENT PROJECT NAME / NO.: Marina del Rey parking lot 5/7
P.O. NO.:
PROJECT CONTACT: Tiffany Lin
LAB CONTACT OR QUOTE NO.: Steve Nowak
GLOBAL ID:
LOG CODE:
SAMPLER(S): (PRINT) TL/JR

TURNAROUND TIME (Rush surcharges may apply to any TAT not "STANDARD"):
☐ SAME DAY ☐ 24 HR ☐ 48 HR ☐ 72 HR ☐ 5 DAYS ☒ STANDARD

EDD:
☐ COELT EDF ☐ OTHER

SPECIAL INSTRUCTIONS:
Please refrige. or keep bottles on ice until further instructions. empty bottles in 2nd cooler & Ziplock bag will be washed/prepped for next use

REQUESTED ANALYSES
Please check box or fill in blank as needed.

LAB USE ONLY	SAMPLE ID	SAMPLING DATE	SAMPLING TIME	MATRIX	NO. OF CONT.	Unpreserved	Preserved	Field Filtered	TPH(g) ☐ GRO	TPH(d) ☐ DRO	TPH ☐ C6-C36 ☐ C6-C44	TPH ____	BTEX / MTBE ☐ 8260 ☐ ____	VOCs (8260)	Oxygenates (8260)	Prep (5035) ☐ En Core ☐ Terra Core	SVOCs (8270)	Pesticides (8081)	PCBs (8082)	PAHs ☐ 8270 ☐ 8270 SIM	T22 Metals ☐ 6010/747X ☐ 6020/747X	Cr(VI) ☐ 7196 ☐ 7199 ☐ 218.6	total hardness	TSS	total dissolved solids	(Lab use only)
1	S-2-I Bottles	1/7/16	11:00	water	7																		X	X	X	
	1,2,3,12,13,																									
	17,18																									
	~~BAM~~																									
2	S-2-E Bottles	1/7/16	11:00	water	9																		X	X	X	
	1,2,3,11,12,																									
	13,17,18,20																									

Relinquished by: (Signature)	Received by: (Signature/Affiliation)	Date:	Time:
[signature]	[signature] - ECI	1/7/16	12:27
[signature]	[signature] ECI	1/7/16	1500

2015-05-13 Revision

Return to Contents

ATTACHMENT 8.2 - EXHIBIT D

eurofins | Calscience

ATTACHMENT 8.2 - EXHIBIT D

WORK ORDER NUMBER: 16-01- 0417

SAMPLE RECEIPT CHECKLIST

COOLER 1 OF 1

CLIENT: CDM SMITH

DATE: 01 / 07 / 2016

TEMPERATURE: (Criteria: 0.0°C – 6.0°C, not frozen except sediment/tissue)

Thermometer ID: SC4B (CF: +0.3°C); Temperature (w/o CF): 2.7 °C (w/ CF): 3.0 °C; ☑ Blank ☐ Sample

☐ Sample(s) outside temperature criteria (PM/APM contacted by: _____)

☐ Sample(s) outside temperature criteria but received on ice/chilled on same day of sampling

☐ Sample(s) received at ambient temperature; placed on ice for transport by courier

Ambient Temperature: ☐ Air ☐ Filter Checked by: 803

CUSTODY SEAL:

Cooler	☐ Present and Intact	☐ Present but Not Intact	☑ Not Present	☐ N/A	Checked by: 803
Sample(s)	☐ Present and Intact	☐ Present but Not Intact	☑ Not Present	☐ N/A	Checked by: 1017

SAMPLE CONDITION:

	Yes	No	N/A
Chain-of-Custody (COC) document(s) received with samples	☑	☐	☐
COC document(s) received complete	☑	☐	☐
☐ Sampling date ☐ Sampling time ☐ Matrix ☐ Number of containers			
☐ No analysis requested ☐ Not relinquished ☐ No relinquished date ☐ No relinquished time			
Sampler's name indicated on COC	☑	☐	☐
Sample container label(s) consistent with COC	☑	☐	☐
Sample container(s) intact and in good condition	☑	☐	☐
Proper containers for analyses requested	☑	☐	☐
Sufficient volume/mass for analyses requested	☑	☐	☐
Samples received within holding time	☑	☐	☐
Aqueous samples for certain analyses received within 15-minute holding time			
☐ pH ☐ Residual Chlorine ☐ Dissolved Sulfide ☐ Dissolved Oxygen	☐	☐	☑
Proper preservation chemical(s) noted on COC and/or sample container	☑	☐	☐
Unpreserved aqueous sample(s) received for certain analyses			
☐ Volatile Organics ☐ Total Metals ☐ Dissolved Metals			
Container(s) for certain analysis free of headspace	☐	☐	☑
☐ Volatile Organics ☐ Dissolved Gases (RSK-175) ☐ Dissolved Oxygen (SM 4500)			
☐ Carbon Dioxide (SM 4500) ☐ Ferrous Iron (SM 3500) ☐ Hydrogen Sulfide (Hach)			
Tedlar™ bag(s) free of condensation	☐	☐	☑

CONTAINER TYPE: (Trip Blank Lot Number: _____)

Aqueous: ☐ VOA ☐ VOA**h** ☐ VOA**na$_2$** ☐ 100PJ ☐ 100PJ**na$_2$** ☐ 125AGB ☐ 125AGB**h** ☐ 125AGB**p** ☐ 125PB

☐ 125PB**znna** ☐ 250AGB ☐ 250CGB ☐ 250CGB**s** ☑ 250PB ☐ 250PB**n** ☐ 500AGB ☐ 500AGJ ☐ 500AGJ**s**

☐ 500PB ☐ 1AGB ☐ 1AGB**na$_2$** ☐ 1AGB**s** ☑ 1PB ☐ 1PB**na** ☐ _____ ☐ _____ ☐ _____ ☐ _____

Solid: ☐ 4ozCGJ ☐ 8ozCGJ ☐ 16ozCGJ ☐ Sleeve (_____) ☐ EnCores® (_____) ☐ TerraCores® (_____) ☐ _____

Air: ☐ Tedlar™ ☐ Canister ☐ Sorbent Tube ☐ PUF ☐ _____ **Other Matrix** (_____): ☐ _____ ☐ _____

Container: **A** = Amber, **B** = Bottle, **C** = Clear, **E** = Envelope, **G** = Glass, **J** = Jar, **P** = Plastic, and **Z** = Ziploc/Resealable Bag

Preservative: **b** = buffered, **f** = filtered, **h** = HCl, **n** = HNO_3, **na** = NaOH, **na$_2$** = $Na_2S_2O_3$, **p** = H_3PO_4, **s** = H_2SO_4, **u** = ultra-pure, **znna** = $Zn(CH_3CO_2)_2$ + NaOH

Labeled/Checked by: 1017

Reviewed by: 681

Return to Contents

eurofins | Calscience

WORK ORDER NUMBER: 16-03-0415

The difference is service

AIR | SOIL | WATER | MARINE CHEMISTRY

Analytical Report For

Client: CDM Smith Inc.

Client Project Name: Marina Del Rey Parking Lots 5 & 7

Attention: Tiffany Lin
600 Wilshire Boulevard, Suite 750
Los Angeles, CA 90017-3255

Approved for release on 03/15/2016 by:
Stephen Nowak
Project Manager

ResultLink

Email your PM

Eurofins Calscience, Inc. (Calscience) certifies that the test results provided in this report meet all NELAC requirements for parameters for which accreditation is required or available. Any exceptions to NELAC requirements are noted in the case narrative. The original report of subcontracted analyses, if any, is attached to this report. The results in this report are limited to the sample(s) tested and any reproduction thereof must be made in its entirety. The client or recipient of this report is specifically prohibited from making material changes to said report and, to the extent that such changes are made, Calscience is not responsible, legally or otherwise. The client or recipient agrees to indemnify Calscience for any defense to any litigation which may arise.

7440 Lincoln Way, Garden Grove, CA 92841-1432 • TEL: (714) 895-5494 • FAX: (714) 894-7501 • www.calscience.com

CA ELAP ID: 2944 | ACLASS DoD-ELAP ID: ADE-1864 (ISO/IEC 17025:2005) | CSDLAC ID: 10109

eurofins | Calscience

Contents

Client Project Name: Marina Del Rey Parking Lots 5 & 7
Work Order Number: 16-03-0415

1 Work Order Narrative. 3

2 Sample Summary. 4

3 Detections Summary. 5

4 Client Sample Data. 6
4.1 EPA 8015B (M) TPH Diesel (Aqueous). 6
4.2 EPA 8015B GRO (Aqueous). 7
4.3 EPA 200.7 ICP Metals (Aqueous). 8
4.4 EPA 200.7 ICP Metals (Aqueous). 9
4.5 Combined Inorganic Tests. 10

5 Quality Control Sample Data. 11
5.1 MS/MSD. 11
5.2 Sample Duplicate. 14
5.3 LCS/LCSD. 16

6 Sample Analysis Summary. 21

7 Glossary of Terms and Qualifiers. 22

8 Chain-of-Custody/Sample Receipt Form. 23

eurofins | Calscience

Work Order Narrative

Work Order: 16-03-0415 Page 1 of 1

Condition Upon Receipt:

Samples were received under Chain-of-Custody (COC) on 03/07/16. They were assigned to Work Order 16-03-0415.

Unless otherwise noted on the Sample Receiving forms all samples were received in good condition and within the recommended EPA temperature criteria for the methods noted on the COC. The COC and Sample Receiving Documents are integral elements of the analytical report and are presented at the back of the report.

Holding Times:

All samples were analyzed within prescribed holding times (HT) and/or in accordance with the Calscience Sample Acceptance Policy unless otherwise noted in the analytical report and/or comprehensive case narrative, if required.

Any parameter identified in 40CFR Part 136.3 Table II that is designated as "analyze immediately" with a holding time of <= 15 minutes (40CFR-136.3 Table II, footnote 4), is considered a "field" test and the reported results will be qualified as being received outside of the stated holding time unless received at the laboratory within 15 minutes of the collection time.

Quality Control:

All quality control parameters (QC) were within established control limits except where noted in the QC summary forms or described further within this report.

Subcontractor Information:

Unless otherwise noted below (or on the subcontract form), no samples were subcontracted.

Additional Comments:

Air - Sorbent-extracted air methods (EPA TO-4A, EPA TO-10, EPA TO-13A, EPA TO-17): Analytical results are converted from mass/sample basis to mass/volume basis using client-supplied air volumes.

Solid - Unless otherwise indicated, solid sample data is reported on a wet weight basis, not corrected for % moisture. All QC results are always reported on a wet weight basis.

Return to Contents

eurofins | Calscience

Sample Summary

Client:	CDM Smith Inc. 600 Wilshire Boulevard, Suite 750 Los Angeles, CA 90017-3255	Work Order:	16-03-0415
		Project Name:	Marina Del Rey Parking Lots 5 & 7
		PO Number:	
		Date/Time Received:	03/07/16 11:30
		Number of Containers:	14
Attn:	Tiffany Lin		

Sample Identification	Lab Number	Collection Date and Time	Number of Containers	Matrix
7-4-I	16-03-0415-1	03/05/16 00:15	7	Aqueous
7-4-I-Dup	16-03-0415-2	03/05/16 00:26	7	Aqueous

Return to Contents

eurofins | Calscience

Detections Summary

Client:	CDM Smith Inc. 600 Wilshire Boulevard, Suite 750 Los Angeles, CA 90017-3255	Work Order: Project Name: Received:	16-03-0415 Marina Del Rey Parking Lots 5 & 7 03/07/16
Attn:	Tiffany Lin		Page 1 of 1

Client SampleID Analyte	Result	Qualifiers	RL	Units	Method	Extraction
7-4-I (16-03-0415-1)						
Copper	0.0392		0.0100	mg/L	EPA 200.7	N/A
Lead	0.00844	J	0.00406*	mg/L	EPA 200.7	N/A
Zinc	0.215		0.0100	mg/L	EPA 200.7	N/A
Copper	0.0229		0.0100	mg/L	EPA 200.7	Filtered
Zinc	0.176		0.0100	mg/L	EPA 200.7	Filtered
TPH as Diesel	1100	HD	240	ug/L	EPA 8015B (M)	EPA 3510C
Hardness, Total (as CaCO3)	27		2.0	mg/L	SM 2340C	N/A
Solids, Total Suspended	30		1.0	mg/L	SM 2540 D	N/A
7-4-I-Dup (16-03-0415-2)						
Copper	0.0415		0.0100	mg/L	EPA 200.7	N/A
Lead	0.00560	J	0.00406*	mg/L	EPA 200.7	N/A
Zinc	0.239		0.0100	mg/L	EPA 200.7	N/A
Copper	0.0225		0.0100	mg/L	EPA 200.7	Filtered
Zinc	0.175		0.0100	mg/L	EPA 200.7	Filtered
TPH as Diesel	1500	HD	240	ug/L	EPA 8015B (M)	EPA 3510C
Hardness, Total (as CaCO3)	26		2.0	mg/L	SM 2340C	N/A
Solids, Total Suspended	36		1.0	mg/L	SM 2540 D	N/A

Subcontracted analyses, if any, are not included in this summary.

Return to Contents

* MDL is shown

eurofins | Calscience

Analytical Report

CDM Smith Inc.		Date Received:	03/07/16
600 Wilshire Boulevard, Suite 750		Work Order:	16-03-0415
Los Angeles, CA 90017-3255		Preparation:	EPA 3510C
		Method:	EPA 8015B (M)
		Units:	ug/L
Project: Marina Del Rey Parking Lots 5 & 7			Page 1 of 1

Client Sample Number	Lab Sample Number	Date/Time Collected	Matrix	Instrument	Date Prepared	Date/Time Analyzed	QC Batch ID
7-4-I	**16-03-0415-1-F**	**03/05/16 00:15**	**Aqueous**	**GC 45**	**03/09/16**	**03/09/16 22:18**	**160309B04**

Comment(s): - Results were evaluated to the MDL (DL), concentrations >= to the MDL (DL) but < RL (LOQ), if found, are qualified with a "J" flag.

Parameter	Result	RL	MDL	DF	Qualifiers
TPH as Diesel	1100	240	38	5.00	HD

Surrogate	Rec. (%)	Control Limits	Qualifiers
n-Octacosane	98	68-140	

7-4-I-Dup	**16-03-0415-2-F**	**03/05/16 00:26**	**Aqueous**	**GC 45**	**03/09/16**	**03/09/16 22:35**	**160309B04**

Comment(s): - Results were evaluated to the MDL (DL), concentrations >= to the MDL (DL) but < RL (LOQ), if found, are qualified with a "J" flag.

Parameter	Result	RL	MDL	DF	Qualifiers
TPH as Diesel	1500	240	38	5.00	HD

Surrogate	Rec. (%)	Control Limits	Qualifiers
n-Octacosane	110	68-140	

Method Blank	**099-15-304-1344**	**N/A**	**Aqueous**	**GC 45**	**03/09/16**	**03/10/16 09:52**	**160309B04**

Comment(s): - Results were evaluated to the MDL (DL), concentrations >= to the MDL (DL) but < RL (LOQ), if found, are qualified with a "J" flag.

Parameter	Result	RL	MDL	DF	Qualifiers
TPH as Diesel	ND	50	8.0	1.00	

Surrogate	Rec. (%)	Control Limits	Qualifiers
n-Octacosane	107	68-140	

RL: Reporting Limit. DF: Dilution Factor. MDL: Method Detection Limit.

Return to Contents

eurofins | Calscience

Analytical Report

CDM Smith Inc.		Date Received:	03/07/16
600 Wilshire Boulevard, Suite 750		Work Order:	16-03-0415
Los Angeles, CA 90017-3255		Preparation:	EPA 5030C
		Method:	EPA 8015B
		Units:	ug/L
Project: Marina Del Rey Parking Lots 5 & 7			Page 1 of 1

Client Sample Number	Lab Sample Number	Date/Time Collected	Matrix	Instrument	Date Prepared	Date/Time Analyzed	QC Batch ID
7-4-I	**16-03-0415-1-B**	**03/05/16 00:15**	**Aqueous**	**GC 1**	**03/08/16**	**03/08/16 18:37**	**160308L046**

Comment(s): - Results were evaluated to the MDL (DL), concentrations >= to the MDL (DL) but < RL (LOQ), if found, are qualified with a "J" flag.

Parameter	Result	RL	MDL	DF	Qualifiers
Gasoline Range Organics	ND	50	38	1.00	

Surrogate	Rec. (%)	Control Limits	Qualifiers
1,4-Bromofluorobenzene	68	38-134	

7-4-I-Dup	**16-03-0415-2-B**	**03/05/16 00:26**	**Aqueous**	**GC 1**	**03/08/16**	**03/08/16 20:24**	**160308L046**

Comment(s): - Results were evaluated to the MDL (DL), concentrations >= to the MDL (DL) but < RL (LOQ), if found, are qualified with a "J" flag.

Parameter	Result	RL	MDL	DF	Qualifiers
Gasoline Range Organics	ND	50	38	1.00	

Surrogate	Rec. (%)	Control Limits	Qualifiers
1,4-Bromofluorobenzene	68	38-134	

Method Blank	**099-12-022-3330**	**N/A**	**Aqueous**	**GC 1**	**03/08/16**	**03/08/16 15:04**	**160308L046**

Comment(s): - Results were evaluated to the MDL (DL), concentrations >= to the MDL (DL) but < RL (LOQ), if found, are qualified with a "J" flag.

Parameter	Result	RL	MDL	DF	Qualifiers
Gasoline Range Organics	ND	50	38	1.00	

Surrogate	Rec. (%)	Control Limits	Qualifiers
1,4-Bromofluorobenzene	73	38-134	

RL: Reporting Limit. DF: Dilution Factor. MDL: Method Detection Limit.

Return to Contents

eurofins | Calscience

Analytical Report

CDM Smith Inc.		Date Received:	03/07/16
600 Wilshire Boulevard, Suite 750		Work Order:	16-03-0415
Los Angeles, CA 90017-3255		Preparation:	N/A
		Method:	EPA 200.7
		Units:	mg/L
Project: Marina Del Rey Parking Lots 5 & 7			Page 1 of 1

Client Sample Number	Lab Sample Number	Date/Time Collected	Matrix	Instrument	Date Prepared	Date/Time Analyzed	QC Batch ID
7-4-I	**16-03-0415-1-C**	**03/05/16 00:15**	**Aqueous**	**ICP 7300**	**03/08/16**	**03/09/16 10:42**	**160308LA4**

Comment(s): - Results were evaluated to the MDL (DL), concentrations >= to the MDL (DL) but < RL (LOQ), if found, are qualified with a "J" flag.

Parameter	Result	RL	MDL	DF	Qualifiers
Copper	0.0392	0.0100	0.00267	1.00	
Lead	0.00844	0.0100	0.00406	1.00	J
Zinc	0.215	0.0100	0.00352	1.00	

7-4-I-Dup	**16-03-0415-2-C**	**03/05/16 00:26**	**Aqueous**	**ICP 7300**	**03/08/16**	**03/09/16 10:43**	**160308LA4**

Comment(s): - Results were evaluated to the MDL (DL), concentrations >= to the MDL (DL) but < RL (LOQ), if found, are qualified with a "J" flag.

Parameter	Result	RL	MDL	DF	Qualifiers
Copper	0.0415	0.0100	0.00267	1.00	
Lead	0.00560	0.0100	0.00406	1.00	J
Zinc	0.239	0.0100	0.00352	1.00	

Method Blank	**097-01-012-6492**	**N/A**	**Aqueous**	**ICP 7300**	**03/08/16**	**03/08/16 21:57**	**160308LA4**

Comment(s): - Results were evaluated to the MDL (DL), concentrations >= to the MDL (DL) but < RL (LOQ), if found, are qualified with a "J" flag.

Parameter	Result	RL	MDL	DF	Qualifiers
Copper	ND	0.0100	0.00267	1.00	
Lead	ND	0.0100	0.00406	1.00	
Zinc	ND	0.0100	0.00352	1.00	

RL: Reporting Limit. DF: Dilution Factor. MDL: Method Detection Limit.

Return to Contents

eurofins | Calscience

Analytical Report

CDM Smith Inc.		Date Received:	03/07/16
600 Wilshire Boulevard, Suite 750		Work Order:	16-03-0415
Los Angeles, CA 90017-3255		Preparation:	Filtered
		Method:	EPA 200.7
		Units:	mg/L
Project: Marina Del Rey Parking Lots 5 & 7			Page 1 of 1

Client Sample Number	Lab Sample Number	Date/Time Collected	Matrix	Instrument	Date Prepared	Date/Time Analyzed	QC Batch ID
7-4-I	**16-03-0415-1-C**	**03/05/16 00:15**	**Aqueous**	**ICP 7300**	**03/09/16**	**03/14/16 13:45**	**160309LA5F**

Comment(s): - Results were evaluated to the MDL (DL), concentrations >= to the MDL (DL) but < RL (LOQ), if found, are qualified with a "J" flag.

Parameter	Result	RL	MDL	DF	Qualifiers
Copper	0.0229	0.0100	0.00267	1.00	
Lead	ND	0.0100	0.00406	1.00	
Zinc	0.176	0.0100	0.00352	1.00	

7-4-I-Dup	**16-03-0415-2-C**	**03/05/16 00:26**	**Aqueous**	**ICP 7300**	**03/09/16**	**03/14/16 13:46**	**160309LA5F**

Comment(s): - Results were evaluated to the MDL (DL), concentrations >= to the MDL (DL) but < RL (LOQ), if found, are qualified with a "J" flag.

Parameter	Result	RL	MDL	DF	Qualifiers
Copper	0.0225	0.0100	0.00267	1.00	
Lead	ND	0.0100	0.00406	1.00	
Zinc	0.175	0.0100	0.00352	1.00	

Method Blank	**099-14-304-513**	**N/A**	**Aqueous**	**ICP 7300**	**03/09/16**	**03/10/16 09:59**	**160309LA5F**

Comment(s): - Results were evaluated to the MDL (DL), concentrations >= to the MDL (DL) but < RL (LOQ), if found, are qualified with a "J" flag.

Parameter	Result	RL	MDL	DF	Qualifiers
Copper	ND	0.0100	0.00267	1.00	
Lead	ND	0.0100	0.00406	1.00	
Zinc	ND	0.0100	0.00352	1.00	

RL: Reporting Limit. DF: Dilution Factor. MDL: Method Detection Limit.

Return to Contents

eurofins | Calscience

Analytical Report

CDM Smith Inc.
600 Wilshire Boulevard, Suite 750
Los Angeles, CA 90017-3255
Project: Marina Del Rey Parking Lots 5 & 7

Date Received: 03/07/16
Work Order: 16-03-0415

Page 1 of 1

Client Sample Number	Lab Sample Number	Date/Time Collected	Matrix
7-4-I	**16-03-0415-1**	**03/05/16 00:15**	**Aqueous**

Comment(s): (24) - Results were evaluated to the MDL (DL), concentrations >= to the MDL (DL) but < RL (LOQ), if found, are qualified with a "J" flag.

Parameter	Results	RL	MDL	DF	Qualifiers	Units	Date Prepared	Date Analyzed	Method
Hardness, Total (as CaCO3) (24)	27	2.0	0.99	1.00		mg/L	N/A	03/08/16	SM 2340C
Solids, Total Suspended (24)	30	1.0	0.83	1.00		mg/L	03/09/16	03/09/16	SM 2540 D

7-4-I-Dup	**16-03-0415-2**	**03/05/16 00:26**	**Aqueous**

Comment(s): (24) - Results were evaluated to the MDL (DL), concentrations >= to the MDL (DL) but < RL (LOQ), if found, are qualified with a "J" flag.

Parameter	Results	RL	MDL	DF	Qualifiers	Units	Date Prepared	Date Analyzed	Method
Hardness, Total (as CaCO3) (24)	26	2.0	0.99	1.00		mg/L	N/A	03/08/16	SM 2340C
Solids, Total Suspended (24)	36	1.0	0.83	1.00		mg/L	03/09/16	03/09/16	SM 2540 D

Method Blank		**N/A**	**Aqueous**

Comment(s): (24) - Results were evaluated to the MDL (DL), concentrations >= to the MDL (DL) but < RL (LOQ), if found, are qualified with a "J" flag.

Parameter	Results	RL	MDL	DF	Qualifiers	Units	Date Prepared	Date Analyzed	Method
Hardness, Total (as CaCO3) (24)	ND	2.0	0.99	1.00		mg/L	N/A	03/08/16	SM 2340C
Solids, Total Suspended (24)	ND	1.0	0.83	1.00		mg/L	03/09/16	03/09/16	SM 2540 D

RL: Reporting Limit. DF: Dilution Factor. MDL: Method Detection Limit.

eurofins | Calscience

Quality Control - Spike/Spike Duplicate

CDM Smith Inc.		Date Received:	03/07/16
600 Wilshire Boulevard, Suite 750		Work Order:	16-03-0415
Los Angeles, CA 90017-3255		Preparation:	EPA 5030C
		Method:	EPA 8015B
Project: Marina Del Rey Parking Lots 5 & 7			Page 1 of 3

Quality Control Sample ID	Type	Matrix	Instrument	Date Prepared	Date Analyzed	MS/MSD Batch Number
7-4-I	**Sample**	**Aqueous**	**GC 1**	**03/08/16**	**03/08/16 18:37**	**160308S023**
7-4-I	**Matrix Spike**	**Aqueous**	**GC 1**	**03/08/16**	**03/08/16 19:13**	**160308S023**
7-4-I	**Matrix Spike Duplicate**	**Aqueous**	**GC 1**	**03/08/16**	**03/08/16 19:48**	**160308S023**

Parameter	Sample Conc.	Spike Added	MS Conc.	MS %Rec.	MSD Conc.	MSD %Rec.	%Rec. CL	RPD	RPD CL	Qualifiers
Gasoline Range Organics	ND	2000	1707	85	1704	85	68-122	0	0-18	

RPD: Relative Percent Difference. CL: Control Limits

Return to Contents

eurofins | Calscience

Quality Control - Spike/Spike Duplicate

CDM Smith Inc.		Date Received:	03/07/16
600 Wilshire Boulevard, Suite 750		Work Order:	16-03-0415
Los Angeles, CA 90017-3255		Preparation:	N/A
		Method:	EPA 200.7
Project: Marina Del Rey Parking Lots 5 & 7			Page 2 of 3

Quality Control Sample ID	Type	Matrix	Instrument	Date Prepared	Date Analyzed	MS/MSD Batch Number
16-03-0453-1	**Sample**	**Aqueous**	**ICP 7300**	**03/08/16**	**03/08/16 22:17**	**160308SA4A**
16-03-0453-1	**Matrix Spike**	**Aqueous**	**ICP 7300**	**03/08/16**	**03/08/16 22:18**	**160308SA4A**
16-03-0453-1	**Matrix Spike Duplicate**	**Aqueous**	**ICP 7300**	**03/08/16**	**03/08/16 22:20**	**160308SA4A**

Parameter	Sample Conc.	Spike Added	MS Conc.	MS %Rec.	MSD Conc.	MSD %Rec.	%Rec. CL	RPD	RPD CL	Qualifiers
Copper	0.06453	0.5000	0.5627	100	0.5580	99	80-120	1	0-20	
Lead	0.03572	0.5000	0.5567	104	0.5493	103	80-120	1	0-20	
Zinc	0.5989	0.5000	1.104	101	1.080	96	80-120	2	0-20	

RPD: Relative Percent Difference. CL: Control Limits

Return to Contents

eurofins | Calscience

Quality Control - Spike/Spike Duplicate

CDM Smith Inc.		Date Received:	03/07/16
600 Wilshire Boulevard, Suite 750		Work Order:	16-03-0415
Los Angeles, CA 90017-3255		Preparation:	Filtered
		Method:	EPA 200.7
Project: Marina Del Rey Parking Lots 5 & 7			Page 3 of 3

Quality Control Sample ID	Type	Matrix	Instrument	Date Prepared	Date Analyzed	MS/MSD Batch Number
16-03-0531-1	**Sample**	**Aqueous**	**ICP 7300**	**03/09/16**	**03/10/16 11:20**	**160309SA5**
16-03-0531-1	**Matrix Spike**	**Aqueous**	**ICP 7300**	**03/09/16**	**03/10/16 11:23**	**160309SA5**
16-03-0531-1	**Matrix Spike Duplicate**	**Aqueous**	**ICP 7300**	**03/09/16**	**03/10/16 11:24**	**160309SA5**

Parameter	Sample Conc.	Spike Added	MS Conc.	MS %Rec.	MSD Conc.	MSD %Rec.	%Rec. CL	RPD	RPD CL	Qualifiers
Copper	ND	0.5000	0.6254	125	0.5675	114	80-120	10	0-20	3
Lead	ND	0.5000	0.6293	126	0.5719	114	80-120	10	0-20	3
Zinc	0.05287	0.5000	0.7024	130	0.6513	120	80-120	8	0-20	3

RPD: Relative Percent Difference. CL: Control Limits

Return to Contents

eurofins | Calscience

Quality Control - Sample Duplicate

CDM Smith Inc.		Date Received:	03/07/16
600 Wilshire Boulevard, Suite 750		Work Order:	16-03-0415
Los Angeles, CA 90017-3255		Preparation:	N/A
		Method:	SM 2340C
Project: Marina Del Rey Parking Lots 5 & 7			Page 1 of 2

Quality Control Sample ID	Type	Matrix	Instrument	Date Prepared	Date Analyzed	Duplicate Batch Number
16-03-0355-1	**Sample**	**Aqueous**	**BUR21**	**N/A**	**03/08/16 19:00**	**G0308HARD1**
16-03-0355-1	**Sample Duplicate**	**Aqueous**	**BUR21**	**N/A**	**03/08/16 19:00**	**G0308HARD1**

Parameter	Sample Conc.	DUP Conc.	RPD	RPD CL	Qualifiers
Hardness, Total (as CaCO3)	114.0	115.0	1	0-25	

RPD: Relative Percent Difference. CL: Control Limits

Return to Contents

eurofins | Calscience

Quality Control - Sample Duplicate

CDM Smith Inc.		Date Received:	03/07/16
600 Wilshire Boulevard, Suite 750		Work Order:	16-03-0415
Los Angeles, CA 90017-3255		Preparation:	N/A
		Method:	SM 2540 D
Project: Marina Del Rey Parking Lots 5 & 7			Page 2 of 2

Quality Control Sample ID	Type	Matrix	Instrument	Date Prepared	Date Analyzed	Duplicate Batch Number
7-4-I	**Sample**	**Aqueous**	**N/A**	**03/09/16 00:00**	**03/09/16 18:30**	**G0309TSSD3**
7-4-I	**Sample Duplicate**	**Aqueous**	**N/A**	**03/09/16 00:00**	**03/09/16 18:30**	**G0309TSSD3**

Parameter	Sample Conc.	DUP Conc.	RPD	RPD CL	Qualifiers
Solids, Total Suspended	29.75	31.50	6	0-20	

RPD: Relative Percent Difference. CL: Control Limits

Return to Contents

eurofins | Calscience

Quality Control - LCS/LCSD

CDM Smith Inc.		Date Received:	03/07/16
600 Wilshire Boulevard, Suite 750		Work Order:	16-03-0415
Los Angeles, CA 90017-3255		Preparation:	N/A
		Method:	SM 2540 D
Project: Marina Del Rey Parking Lots 5 & 7			Page 1 of 5

Quality Control Sample ID	Type	Matrix	Instrument	Date Prepared	Date Analyzed	LCS/LCSD Batch Number
099-09-010-7604	**LCS**	**Aqueous**	**N/A**	**03/09/16**	**03/09/16 18:30**	**G0309TSSL3**
099-09-010-7604	**LCSD**	**Aqueous**	**N/A**	**03/09/16**	**03/09/16 18:30**	**G0309TSSL3**

Parameter	Spike Added	LCS Conc.	LCS %Rec.	LCSD Conc.	LCSD %Rec.	%Rec. CL	RPD	RPD CL	Qualifiers
Solids, Total Suspended	100.0	109.0	109	110.0	110	80-120	1	0-20	

RPD: Relative Percent Difference. CL: Control Limits

Return to Contents

eurofins | Calscience

Quality Control - LCS/LCSD

CDM Smith Inc.		Date Received:	03/07/16
600 Wilshire Boulevard, Suite 750		Work Order:	16-03-0415
Los Angeles, CA 90017-3255		Preparation:	EPA 3510C
		Method:	EPA 8015B (M)
Project: Marina Del Rey Parking Lots 5 & 7			Page 2 of 5

Quality Control Sample ID	Type	Matrix	Instrument	Date Prepared	Date Analyzed	LCS/LCSD Batch Number
099-15-304-1344	**LCS**	**Aqueous**	**GC 45**	**03/09/16**	**03/10/16 10:08**	**160309B04**
099-15-304-1344	**LCSD**	**Aqueous**	**GC 45**	**03/09/16**	**03/10/16 10:24**	**160309B04**

Parameter	Spike Added	LCS Conc.	LCS %Rec.	LCSD Conc.	LCSD %Rec.	%Rec. CL	RPD	RPD CL	Qualifiers
TPH as Diesel	2000	2006	100	1987	99	75-117	1	0-13	

RPD: Relative Percent Difference. CL: Control Limits

Return to Contents

eurofins | Calscience

Quality Control - LCS

CDM Smith Inc.		Date Received:	03/07/16
600 Wilshire Boulevard, Suite 750		Work Order:	16-03-0415
Los Angeles, CA 90017-3255		Preparation:	EPA 5030C
		Method:	EPA 8015B
Project: Marina Del Rey Parking Lots 5 & 7			Page 3 of 5

Quality Control Sample ID	Type	Matrix	Instrument	Date Prepared	Date Analyzed	LCS Batch Number
099-12-022-3330	**LCS**	**Aqueous**	**GC 1**	**03/08/16**	**03/08/16 13:36**	**160308L046**

Parameter	Spike Added	Conc. Recovered	LCS %Rec.	%Rec. CL	Qualifiers
Gasoline Range Organics	2000	1771	89	78-120	

RPD: Relative Percent Difference. CL: Control Limits

Return to Contents

eurofins | Calscience

Quality Control - LCS

CDM Smith Inc.		Date Received:	03/07/16
600 Wilshire Boulevard, Suite 750		Work Order:	16-03-0415
Los Angeles, CA 90017-3255		Preparation:	N/A
		Method:	EPA 200.7
Project: Marina Del Rey Parking Lots 5 & 7			Page 4 of 5

Quality Control Sample ID	Type	Matrix	Instrument	Date Prepared	Date Analyzed	LCS Batch Number
097-01-012-6492	**LCS**	**Aqueous**	**ICP 7300**	**03/08/16**	**03/08/16 21:58**	**160308LA4**

Parameter	Spike Added	Conc. Recovered	LCS %Rec.	%Rec. CL	Qualifiers
Copper	0.5000	0.5038	101	85-115	
Lead	0.5000	0.5164	103	85-115	
Zinc	0.5000	0.5107	102	85-115	

RPD: Relative Percent Difference. CL: Control Limits

Return to Contents

eurofins | Calscience

Quality Control - LCS

CDM Smith Inc.		Date Received:	03/07/16
600 Wilshire Boulevard, Suite 750		Work Order:	16-03-0415
Los Angeles, CA 90017-3255		Preparation:	Filtered
		Method:	EPA 200.7
Project: Marina Del Rey Parking Lots 5 & 7			Page 5 of 5

Quality Control Sample ID	Type	Matrix	Instrument	Date Prepared	Date Analyzed	LCS Batch Number
099-14-304-513	**LCS**	**Aqueous**	**ICP 7300**	**03/09/16**	**03/10/16 10:01**	**160309LA5F**

Parameter	Spike Added	Conc. Recovered	LCS %Rec.	%Rec. CL	Qualifiers
Copper	0.5000	0.5208	104	85-115	
Lead	0.5000	0.5483	110	85-115	
Zinc	0.5000	0.5443	109	85-115	

RPD: Relative Percent Difference. CL: Control Limits

Return to Contents

eurofins | Calscience

Sample Analysis Summary Report

Work Order: 16-03-0415 Page 1 of 1

Method	Extraction	Chemist ID	Instrument	Analytical Location
EPA 200.7	N/A	935	ICP 7300	1
EPA 200.7	Filtered	935	ICP 7300	1
EPA 8015B	EPA 5030C	902	GC 1	2
EPA 8015B (M)	EPA 3510C	682	GC 45	1
SM 2340C	N/A	650	BUR21	1
SM 2540 D	N/A	1009	N/A	1

Return to Contents

eurofins | Calscience

Glossary of Terms and Qualifiers

Work Order: 16-03-0415 Page 1 of 1

Qualifiers	Definition
*	See applicable analysis comment.
<	Less than the indicated value.
>	Greater than the indicated value.
1	Surrogate compound recovery was out of control due to a required sample dilution. Therefore, the sample data was reported without further clarification.
2	Surrogate compound recovery was out of control due to matrix interference. The associated method blank surrogate spike compound was in control and, therefore, the sample data was reported without further clarification.
3	Recovery of the Matrix Spike (MS) or Matrix Spike Duplicate (MSD) compound was out of control due to suspected matrix interference. The associated LCS recovery was in control.
4	The MS/MSD RPD was out of control due to suspected matrix interference.
5	The PDS/PDSD or PES/PESD associated with this batch of samples was out of control due to suspected matrix interference.
6	Surrogate recovery below the acceptance limit.
7	Surrogate recovery above the acceptance limit.
B	Analyte was present in the associated method blank.
BU	Sample analyzed after holding time expired.
BV	Sample received after holding time expired.
CI	See case narrative.
E	Concentration exceeds the calibration range.
ET	Sample was extracted past end of recommended max. holding time.
HD	The chromatographic pattern was inconsistent with the profile of the reference fuel standard.
HDH	The sample chromatographic pattern for TPH matches the chromatographic pattern of the specified standard but heavier hydrocarbons were also present (or detected).
HDL	The sample chromatographic pattern for TPH matches the chromatographic pattern of the specified standard but lighter hydrocarbons were also present (or detected).
J	Analyte was detected at a concentration below the reporting limit and above the laboratory method detection limit. Reported value is estimated.
JA	Analyte positively identified but quantitation is an estimate.
ME	LCS Recovery Percentage is within Marginal Exceedance (ME) Control Limit range (+/- 4 SD from the mean).
ND	Parameter not detected at the indicated reporting limit.
Q	Spike recovery and RPD control limits do not apply resulting from the parameter concentration in the sample exceeding the spike concentration by a factor of four or greater.
SG	The sample extract was subjected to Silica Gel treatment prior to analysis.
X	% Recovery and/or RPD out-of-range.
Z	Analyte presence was not confirmed by second column or GC/MS analysis.
	Solid - Unless otherwise indicated, solid sample data is reported on a wet weight basis, not corrected for % moisture. All QC results are reported on a wet weight basis.
	Any parameter identified in 40CFR Part 136.3 Table II that is designated as "analyze immediately" with a holding time of <= 15 minutes (40CFR-136.3 Table II, footnote 4), is considered a "field" test and the reported results will be qualified as being received outside of the stated holding time unless received at the laboratory within 15 minutes of the collection time.
	A calculated total result (Example: Total Pesticides) is the summation of each component concentration and/or, if "J" flags are reported, estimated concentration. Component concentrations showing not detected (ND) are summed into the calculated total result as zero concentrations.

Return to Contents

eurofins | Calscience

7440 Lincoln Way, Garden Grove, CA 92841-1427 • (714) 895-5494
For courier service / sample drop off information, contact us26_sales@eurofinsus.com or call us.

CHAIN-OF-CUSTODY RECORD

DATE: _____
PAGE: _____ OF _____

WO NO. / LAB USE ONLY: **16-03-0415**

LABORATORY CLIENT: CDM Smith
ADDRESS: 600 Wilshire Blvd Suite 750
CITY: LA STATE: CA ZIP: 90017
TEL: 213-457-2200 E-MAIL: linty@cdmsmith.com

CLIENT PROJECT NAME / NO.: Marina del Rey Parking Lots 5 & 7
P.O. NO.:
PROJECT CONTACT: Tiffany Lin
LAB CONTACT OR QUOTE NO.: Steve Nowak
GLOBAL ID:
LOG CODE:
SAMPLER(S): (PRINT)

TURNAROUND TIME (Rush surcharges may apply to any TAT not "STANDARD"):
☐ SAME DAY ☐ 24 HR ☐ 48 HR ☐ 72 HR ☐ 5 DAYS ☒ STANDARD

EDD:
☐ COELT EDF ☐ OTHER

SPECIAL INSTRUCTIONS:
Please discard bacteria sampler. Out of holding time range. Thanks.

REQUESTED ANALYSES
Please check box or fill in blank as needed.

LAB USE ONLY	SAMPLE ID	SAMPLING DATE	SAMPLING TIME	MATRIX	NO. OF CONT.	Unpreserved	Preserved	Field Filtered	☒ TPH(g) ☒ GRO	☒ TPH(d) ☒ DRO	~~TPH ☐ C6-C36 ☐ C8-C44~~	~~TPH~~	~~BTEX / MTBE ☐ 8260 ☐~~ TSS	~~VOCs (8260)~~ Total Hardness	~~Oxygenates (8260)~~	~~Prep (5035) ☐ En Core ☐ Terra Core~~	~~SVOCs (8270)~~ Total Metals (Cu/Pb/Zn)	~~Pesticides (8081)~~ Dissolved Metals (Cu/Pb/Zn)	~~PCBs (8082)~~	~~PAHs ☐ 8270 ☐ 8270 SIM~~	~~12 Metals ☐ 6010/7471X ☐ 6020/7471X~~	~~Cr(VI) ☐ 7196 ☐ 7199 ☐ 218.6~~	Fecal Coliform	Total Coliform	E. coli	Enterococcus
1	7-4-I	3/5/16	00:15	water	7				X	X			X	X			X	X								
2	7-4-I Dup	3/5/16	00:26	water	7				X	X			X	X			X	X								

Relinquished by: (Signature)	Received by: (Signature/Affiliation)	Date:	Time:
[signature]	[signature] EG	3/7/16	10:45
[signature]	[signature] EG	3/7/16	1130

2015-05-13 Revision

ATTACHMENT 8.2 - EXHIBIT D

Return to Contents

ATTACHMENT 8.2 - EXHIBIT D

eurofins | Calscience

WORK ORDER NUMBER: 16-03- 0415

SAMPLE RECEIPT CHECKLIST

COOLER 1 OF 1

CLIENT: CDM SMITH

DATE: 03 / 07 / 2016

TEMPERATURE: (Criteria: 0.0°C – 6.0°C, not frozen except sediment/tissue)

Thermometer ID: SC4B (CF: +0.3°C); Temperature (w/o CF): 3.4 °C (w/ CF): 3.7 °C; ☑ Blank ☐ Sample

☐ Sample(s) outside temperature criteria (PM/APM contacted by: _____)

☐ Sample(s) outside temperature criteria but received on ice/chilled on same day of sampling

☐ Sample(s) received at ambient temperature; placed on ice for transport by courier

Ambient Temperature: ☐ Air ☐ Filter

Checked by: 804

CUSTODY SEAL:

Cooler	☐ Present and Intact	☐ Present but Not Intact	☑ Not Present	☐ N/A	Checked by: 804
Sample(s)	☐ Present and Intact	☐ Present but Not Intact	☑ Not Present	☐ N/A	Checked by: 300

SAMPLE CONDITION:

	Yes	No	N/A
Chain-of-Custody (COC) document(s) received with samples	☑	☐	☐
COC document(s) received complete	☑	☐	☐
☐ Sampling date ☐ Sampling time ☐ Matrix ☐ Number of containers			
☐ No analysis requested ☐ Not relinquished ☐ No relinquished date ☐ No relinquished time			
Sampler's name indicated on COC	☐	☑	☐
Sample container label(s) consistent with COC	☑	☐	☐
Sample container(s) intact and in good condition	☑	☐	☐
Proper containers for analyses requested	☑	☐	☐
Sufficient volume/mass for analyses requested	☑	☐	☐
Samples received within holding time	☑	☐	☐
Aqueous samples for certain analyses received within 15-minute holding time			
☐ pH ☐ Residual Chlorine ☐ Dissolved Sulfide ☐ Dissolved Oxygen	☐	☐	☑
Proper preservation chemical(s) noted on COC and/or sample container	☑	☐	☐
Unpreserved aqueous sample(s) received for certain analyses			
☐ Volatile Organics ☐ Total Metals ☑ Dissolved Metals			
Container(s) for certain analysis free of headspace	☑	☐	☐
☐ Volatile Organics ☐ Dissolved Gases (RSK-175) ☐ Dissolved Oxygen (SM 4500)			
☐ Carbon Dioxide (SM 4500) ☐ Ferrous Iron (SM 3500) ☐ Hydrogen Sulfide (Hach)			
Tedlar™ bag(s) free of condensation	☐	☐	☑

CONTAINER TYPE: (Trip Blank Lot Number: _____)

Aqueous: ☐ VOA ☑ VOA**h** (2) ☐ VOA**na$_2$** ☐ 100PJ ☐ 100PJ**na$_2$** ☐ 125AGB ☐ 125AGB**h** ☐ 125AGB**p** ☐ 125PB

☐ 125PB**znna** ☐ 250AGB ☐ 250CGB ☐ 250CGB**s** ☑ 250PB ☑ 250PB**n** (2) ☐ 500AGB ☑ 500AGJ ☐ 500AGJ**s**

☐ 500PB ☐ 1AGB ☐ 1AGB**na$_2$** ☐ 1AGB**s** ☑ 1PB ☐ 1PB**na** ☐ _____ ☐ _____ ☐ _____ ☐ _____

Solid: ☐ 4ozCGJ ☐ 8ozCGJ ☐ 16ozCGJ ☐ Sleeve (_____) ☐ EnCores® (_____) ☐ TerraCores® (_____) ☐ _____

Air: ☐ Tedlar™ ☐ Canister ☐ Sorbent Tube ☐ PUF ☐ _____ **Other Matrix** (_____): ☐ _____ ☐ _____

Container: **A** = Amber, **B** = Bottle, **C** = Clear, **E** = Envelope, **G** = Glass, **J** = Jar, **P** = Plastic, and **Z** = Ziploc/Resealable Bag

Preservative: **b** = buffered, **f** = filtered, **h** = HCl, **n** = HNO_3, **na** = NaOH, **na$_2$** = $Na_2S_2O_3$, **p** = H_3PO_4, **s** = H_2SO_4, **u** = ultra-pure, **znna** = $Zn(CH_3CO_2)_2$ + NaOH

Labeled/Checked by: 300

Reviewed by: 876

eurofins | Calscience

WORK ORDER NUMBER: 16-03-0935

The difference is service

AIR | SOIL | WATER | MARINE CHEMISTRY

Analytical Report For

Client: CDM Smith Inc.

Client Project Name: Marina Del Rey Parking Lots 5 & 7

Attention: Tiffany Lin
600 Wilshire Boulevard, Suite 750
Los Angeles, CA 90017-3255

Approved for release on 03/22/2016 by:
Stephen Nowak
Project Manager

ResultLink

Email your PM

Eurofins Calscience, Inc. (Calscience) certifies that the test results provided in this report meet all NELAC requirements for parameters for which accreditation is required or available. Any exceptions to NELAC requirements are noted in the case narrative. The original report of subcontracted analyses, if any, is attached to this report. The results in this report are limited to the sample(s) tested and any reproduction thereof must be made in its entirety. The client or recipient of this report is specifically prohibited from making material changes to said report and, to the extent that such changes are made, Calscience is not responsible, legally or otherwise. The client or recipient agrees to indemnify Calscience for any defense to any litigation which may arise.

7440 Lincoln Way, Garden Grove, CA 92841-1432 • TEL: (714) 895-5494 • FAX: (714) 894-7501 • www.calscience.com

CA ELAP ID: 2944 | ACLASS DoD-ELAP ID: ADE-1864 (ISO/IEC 17025:2005) | CSDLAC ID: 10109

eurofins | Calscience

Contents

Client Project Name: Marina Del Rey Parking Lots 5 & 7
Work Order Number: 16-03-0935

1 Work Order Narrative. 3

2 Sample Summary. 4

3 Detections Summary. 5

4 Client Sample Data. 6
4.1 EPA 8015B (M) TPH Diesel (Aqueous). 6
4.2 EPA 8015B GRO (Aqueous). 7
4.3 EPA 200.7 ICP Metals (Aqueous). 8
4.4 EPA 200.7 ICP Metals (Aqueous). 10
4.5 Combined Inorganic Tests. 12

5 Quality Control Sample Data. 13
5.1 MS/MSD. 13
5.2 Sample Duplicate. 18
5.3 LCS/LCSD. 20

6 Sample Analysis Summary. 26

7 Glossary of Terms and Qualifiers. 27

8 Chain-of-Custody/Sample Receipt Form. 28

9 Subcontract Narrative. 35

10 Subcontract - Microbiology 16-03-0935. 36

eurofins | Calscience

Work Order Narrative

Work Order: 16-03-0935 Page 1 of 1

Condition Upon Receipt:

Samples were received under Chain-of-Custody (COC) on 03/11/16. They were assigned to Work Order 16-03-0935.

Unless otherwise noted on the Sample Receiving forms all samples were received in good condition and within the recommended EPA temperature criteria for the methods noted on the COC. The COC and Sample Receiving Documents are integral elements of the analytical report and are presented at the back of the report.

Holding Times:

All samples were analyzed within prescribed holding times (HT) and/or in accordance with the Calscience Sample Acceptance Policy unless otherwise noted in the analytical report and/or comprehensive case narrative, if required.

Any parameter identified in 40CFR Part 136.3 Table II that is designated as "analyze immediately" with a holding time of <= 15 minutes (40CFR-136.3 Table II, footnote 4), is considered a "field" test and the reported results will be qualified as being received outside of the stated holding time unless received at the laboratory within 15 minutes of the collection time.

Quality Control:

All quality control parameters (QC) were within established control limits except where noted in the QC summary forms or described further within this report.

Subcontractor Information:

Unless otherwise noted below (or on the subcontract form), no samples were subcontracted.

Additional Comments:

Air - Sorbent-extracted air methods (EPA TO-4A, EPA TO-10, EPA TO-13A, EPA TO-17): Analytical results are converted from mass/sample basis to mass/volume basis using client-supplied air volumes.

Solid - Unless otherwise indicated, solid sample data is reported on a wet weight basis, not corrected for % moisture. All QC results are always reported on a wet weight basis.

Return to Contents

eurofins | Calscience

Sample Summary

Client:	CDM Smith Inc. 600 Wilshire Boulevard, Suite 750 Los Angeles, CA 90017-3255	Work Order:	16-03-0935
		Project Name:	Marina Del Rey Parking Lots 5 & 7
		PO Number:	
		Date/Time Received:	03/11/16 18:40
		Number of Containers:	41
Attn:	Tiffany Lin		

Sample Identification	Lab Number	Collection Date and Time	Number of Containers	Matrix
5-2-I-G	16-03-0935-1	03/11/16 13:40	11	Aqueous
5-2-E-G	16-03-0935-2	03/11/16 14:00	11	Aqueous
BLANK	16-03-0935-3	03/11/16 14:44	11	Aqueous
5-2-I I1-24	16-03-0935-4	03/11/16 16:00	4	Aqueous
5-2-E E1-24	16-03-0935-5	03/11/16 16:00	4	Aqueous

Return to Contents

eurofins | Calscience

Detections Summary

Client:	CDM Smith Inc. 600 Wilshire Boulevard, Suite 750 Los Angeles, CA 90017-3255	Work Order: Project Name: Received:	16-03-0935 Marina Del Rey Parking Lots 5 & 7 03/11/16
Attn:	Tiffany Lin		

Client SampleID Analyte	Result	Qualifiers	RL	Units	Method	Extraction
5-2-I-G (16-03-0935-1)						
Copper	0.0346		0.0100	mg/L	EPA 200.7	N/A
Lead	0.0115		0.0100	mg/L	EPA 200.7	N/A
Zinc	0.194	B	0.0100	mg/L	EPA 200.7	N/A
Copper	0.0226		0.0100	mg/L	EPA 200.7	Filtered
Zinc	0.142		0.0100	mg/L	EPA 200.7	Filtered
TPH as Diesel	1400	HD	47	ug/L	EPA 8015B (M)	EPA 3510C
Hardness, Total (as CaCO3)	28		2.0	mg/L	SM 2340C	N/A
Solids, Total Suspended	112		1.00	mg/L	SM 2540 D	N/A
5-2-E-G (16-03-0935-2)						
Copper	0.0190		0.0100	mg/L	EPA 200.7	N/A
Lead	0.00512	J	0.00406*	mg/L	EPA 200.7	N/A
Zinc	0.136	B	0.0100	mg/L	EPA 200.7	N/A
Copper	0.0103		0.0100	mg/L	EPA 200.7	Filtered
Zinc	0.0292		0.0100	mg/L	EPA 200.7	Filtered
TPH as Diesel	870	HD	47	ug/L	EPA 8015B (M)	EPA 3510C
Hardness, Total (as CaCO3)	36		2.0	mg/L	SM 2340C	N/A
Solids, Total Suspended	54		1.0	mg/L	SM 2540 D	N/A
5-2-I I1-24 (16-03-0935-4)						
Copper	0.0167		0.0100	mg/L	EPA 200.7	N/A
Lead	0.00811	J	0.00406*	mg/L	EPA 200.7	N/A
Zinc	0.0937		0.0100	mg/L	EPA 200.7	N/A
Copper	0.00636	J	0.00267*	mg/L	EPA 200.7	Filtered
Zinc	0.0553		0.0100	mg/L	EPA 200.7	Filtered
Hardness, Total (as CaCO3)	10		2.0	mg/L	SM 2340C	N/A
Solids, Total Suspended	74		1.0	mg/L	SM 2540 D	N/A
5-2-E E1-24 (16-03-0935-5)						
Copper	0.0130		0.0100	mg/L	EPA 200.7	N/A
Zinc	0.0314		0.0100	mg/L	EPA 200.7	N/A
Copper	0.00635	J	0.00267*	mg/L	EPA 200.7	Filtered
Zinc	0.0180		0.0100	mg/L	EPA 200.7	Filtered
Hardness, Total (as CaCO3)	20		2.0	mg/L	SM 2340C	N/A
Solids, Total Suspended	25		1.0	mg/L	SM 2540 D	N/A

Subcontracted analyses, if any, are not included in this summary.

* MDL is shown

Return to Contents

eurofins | Calscience

Analytical Report

CDM Smith Inc.		Date Received:	03/11/16
600 Wilshire Boulevard, Suite 750		Work Order:	16-03-0935
Los Angeles, CA 90017-3255		Preparation:	EPA 3510C
		Method:	EPA 8015B (M)
		Units:	ug/L
Project: Marina Del Rey Parking Lots 5 & 7			Page 1 of 1

Client Sample Number	Lab Sample Number	Date/Time Collected	Matrix	Instrument	Date Prepared	Date/Time Analyzed	QC Batch ID
5-2-I-G	**16-03-0935-1-E**	**03/11/16 13:40**	**Aqueous**	**GC 45**	**03/16/16**	**03/18/16 13:57**	**160316B03**

Comment(s): - Results were evaluated to the MDL (DL), concentrations >= to the MDL (DL) but < RL (LOQ), if found, are qualified with a "J" flag.

Parameter	Result	RL	MDL	DF	Qualifiers
TPH as Diesel	1400	47	7.5	1.00	HD

Surrogate	Rec. (%)	Control Limits	Qualifiers
n-Octacosane	80	68-140	

5-2-E-G	**16-03-0935-2-E**	**03/11/16 14:00**	**Aqueous**	**GC 45**	**03/16/16**	**03/18/16 14:13**	**160316B03**

Comment(s): - Results were evaluated to the MDL (DL), concentrations >= to the MDL (DL) but < RL (LOQ), if found, are qualified with a "J" flag.

Parameter	Result	RL	MDL	DF	Qualifiers
TPH as Diesel	870	47	7.5	1.00	HD

Surrogate	Rec. (%)	Control Limits	Qualifiers
n-Octacosane	86	68-140	

BLANK	**16-03-0935-3-E**	**03/11/16 14:44**	**Aqueous**	**GC 45**	**03/16/16**	**03/17/16 03:34**	**160316B03**

Comment(s): - Results were evaluated to the MDL (DL), concentrations >= to the MDL (DL) but < RL (LOQ), if found, are qualified with a "J" flag.

Parameter	Result	RL	MDL	DF	Qualifiers
TPH as Diesel	ND	47	7.5	1.00	

Surrogate	Rec. (%)	Control Limits	Qualifiers
n-Octacosane	82	68-140	

Method Blank	**099-15-304-1353**	**N/A**	**Aqueous**	**GC 45**	**03/16/16**	**03/17/16 00:20**	**160316B03**

Comment(s): - Results were evaluated to the MDL (DL), concentrations >= to the MDL (DL) but < RL (LOQ), if found, are qualified with a "J" flag.

Parameter	Result	RL	MDL	DF	Qualifiers
TPH as Diesel	ND	50	8.0	1.00	

Surrogate	Rec. (%)	Control Limits	Qualifiers
n-Octacosane	89	68-140	

RL: Reporting Limit. DF: Dilution Factor. MDL: Method Detection Limit.

Return to Contents

eurofins | Calscience

Analytical Report

CDM Smith Inc.		Date Received:	03/11/16
600 Wilshire Boulevard, Suite 750		Work Order:	16-03-0935
Los Angeles, CA 90017-3255		Preparation:	EPA 5030C
		Method:	EPA 8015B
		Units:	ug/L
Project: Marina Del Rey Parking Lots 5 & 7			Page 1 of 1

Client Sample Number	Lab Sample Number	Date/Time Collected	Matrix	Instrument	Date Prepared	Date/Time Analyzed	QC Batch ID
5-2-I-G	**16-03-0935-1-A**	**03/11/16 13:40**	**Aqueous**	**GC 56**	**03/14/16**	**03/14/16 16:30**	**160314L036**

Comment(s): - Results were evaluated to the MDL (DL), concentrations >= to the MDL (DL) but < RL (LOQ), if found, are qualified with a "J" flag.

Parameter	Result	RL	MDL	DF	Qualifiers
Gasoline Range Organics	ND	50	38	1.00	

Surrogate	Rec. (%)	Control Limits	Qualifiers
1,4-Bromofluorobenzene	66	38-134	

5-2-E-G	**16-03-0935-2-A**	**03/11/16 14:00**	**Aqueous**	**GC 56**	**03/14/16**	**03/14/16 18:05**	**160314L036**

Comment(s): - Results were evaluated to the MDL (DL), concentrations >= to the MDL (DL) but < RL (LOQ), if found, are qualified with a "J" flag.

Parameter	Result	RL	MDL	DF	Qualifiers
Gasoline Range Organics	ND	50	38	1.00	

Surrogate	Rec. (%)	Control Limits	Qualifiers
1,4-Bromofluorobenzene	63	38-134	

BLANK	**16-03-0935-3-A**	**03/11/16 14:44**	**Aqueous**	**GC 56**	**03/14/16**	**03/14/16 15:58**	**160314L036**

Comment(s): - Results were evaluated to the MDL (DL), concentrations >= to the MDL (DL) but < RL (LOQ), if found, are qualified with a "J" flag.

Parameter	Result	RL	MDL	DF	Qualifiers
Gasoline Range Organics	ND	50	38	1.00	

Surrogate	Rec. (%)	Control Limits	Qualifiers
1,4-Bromofluorobenzene	64	38-134	

Method Blank	**099-12-022-3338**	**N/A**	**Aqueous**	**GC 56**	**03/14/16**	**03/14/16 15:26**	**160314L036**

Comment(s): - Results were evaluated to the MDL (DL), concentrations >= to the MDL (DL) but < RL (LOQ), if found, are qualified with a "J" flag.

Parameter	Result	RL	MDL	DF	Qualifiers
Gasoline Range Organics	ND	50	38	1.00	

Surrogate	Rec. (%)	Control Limits	Qualifiers
1,4-Bromofluorobenzene	68	38-134	

RL: Reporting Limit. DF: Dilution Factor. MDL: Method Detection Limit.

Return to Contents

eurofins | Calscience

Analytical Report

CDM Smith Inc.		Date Received:	03/11/16
600 Wilshire Boulevard, Suite 750		Work Order:	16-03-0935
Los Angeles, CA 90017-3255		Preparation:	N/A
		Method:	EPA 200.7
		Units:	mg/L
Project: Marina Del Rey Parking Lots 5 & 7			Page 1 of 2

Client Sample Number	Lab Sample Number	Date/Time Collected	Matrix	Instrument	Date Prepared	Date/Time Analyzed	QC Batch ID
5-2-I-G	**16-03-0935-1-C**	**03/11/16 13:40**	**Aqueous**	**ICP 7300**	**03/15/16**	**03/16/16 12:17**	**160315LA4**

Comment(s): - Results were evaluated to the MDL (DL), concentrations >= to the MDL (DL) but < RL (LOQ), if found, are qualified with a "J" flag.

Parameter	Result	RL	MDL	DF	Qualifiers
Copper	0.0346	0.0100	0.00267	1.00	
Lead	0.0115	0.0100	0.00406	1.00	
Zinc	0.194	0.0100	0.00352	1.00	B

5-2-E-G	**16-03-0935-2-D**	**03/11/16 14:00**	**Aqueous**	**ICP 7300**	**03/15/16**	**03/16/16 12:18**	**160315LA4**

Comment(s): - Results were evaluated to the MDL (DL), concentrations >= to the MDL (DL) but < RL (LOQ), if found, are qualified with a "J" flag.

Parameter	Result	RL	MDL	DF	Qualifiers
Copper	0.0190	0.0100	0.00267	1.00	
Lead	0.00512	0.0100	0.00406	1.00	J
Zinc	0.136	0.0100	0.00352	1.00	B

BLANK	**16-03-0935-3-D**	**03/11/16 14:44**	**Aqueous**	**ICP 7300**	**03/15/16**	**03/16/16 12:24**	**160315LA4**

Comment(s): - Results were evaluated to the MDL (DL), concentrations >= to the MDL (DL) but < RL (LOQ), if found, are qualified with a "J" flag.

Parameter	Result	RL	MDL	DF	Qualifiers
Copper	ND	0.0100	0.00267	1.00	
Lead	ND	0.0100	0.00406	1.00	
Zinc	ND	0.0100	0.00352	1.00	

5-2-I I1-24	**16-03-0935-4-D**	**03/11/16 16:00**	**Aqueous**	**ICP 7300**	**03/17/16**	**03/18/16 16:36**	**160317LA6**

Comment(s): - Results were evaluated to the MDL (DL), concentrations >= to the MDL (DL) but < RL (LOQ), if found, are qualified with a "J" flag.

Parameter	Result	RL	MDL	DF	Qualifiers
Copper	0.0167	0.0100	0.00267	1.00	
Lead	0.00811	0.0100	0.00406	1.00	J
Zinc	0.0937	0.0100	0.00352	1.00	

5-2-E E1-24	**16-03-0935-5-B**	**03/11/16 16:00**	**Aqueous**	**ICP 7300**	**03/17/16**	**03/18/16 16:37**	**160317LA6**

Comment(s): - Results were evaluated to the MDL (DL), concentrations >= to the MDL (DL) but < RL (LOQ), if found, are qualified with a "J" flag.

Parameter	Result	RL	MDL	DF	Qualifiers
Copper	0.0130	0.0100	0.00267	1.00	
Lead	ND	0.0100	0.00406	1.00	
Zinc	0.0314	0.0100	0.00352	1.00	

RL: Reporting Limit. DF: Dilution Factor. MDL: Method Detection Limit.

Return to Contents

eurofins | Calscience

Analytical Report

CDM Smith Inc.		Date Received:	03/11/16
600 Wilshire Boulevard, Suite 750		Work Order:	16-03-0935
Los Angeles, CA 90017-3255		Preparation:	N/A
		Method:	EPA 200.7
		Units:	mg/L
Project: Marina Del Rey Parking Lots 5 & 7			Page 2 of 2

Client Sample Number	Lab Sample Number	Date/Time Collected	Matrix	Instrument	Date Prepared	Date/Time Analyzed	QC Batch ID
Method Blank	**097-01-012-6500**	**N/A**	**Aqueous**	**ICP 7300**	**03/15/16**	**03/16/16 11:53**	**160315LA4**

Comment(s): - Results were evaluated to the MDL (DL), concentrations >= to the MDL (DL) but < RL (LOQ), if found, are qualified with a "J" flag.

Parameter	Result	RL	MDL	DF	Qualifiers
Copper	ND	0.0100	0.00267	1.00	
Lead	ND	0.0100	0.00406	1.00	
Zinc	0.00666	0.0100	0.00352	1.00	J

Method Blank	**097-01-012-6508**	**N/A**	**Aqueous**	**ICP 7300**	**03/17/16**	**03/18/16 12:50**	**160317LA6**

Comment(s): - Results were evaluated to the MDL (DL), concentrations >= to the MDL (DL) but < RL (LOQ), if found, are qualified with a "J" flag.

Parameter	Result	RL	MDL	DF	Qualifiers
Copper	ND	0.0100	0.00267	1.00	
Lead	ND	0.0100	0.00406	1.00	
Zinc	ND	0.0100	0.00352	1.00	

Return to Contents

RL: Reporting Limit. DF: Dilution Factor. MDL: Method Detection Limit.

eurofins | Calscience

Analytical Report

CDM Smith Inc.		Date Received:	03/11/16
600 Wilshire Boulevard, Suite 750		Work Order:	16-03-0935
Los Angeles, CA 90017-3255		Preparation:	Filtered
		Method:	EPA 200.7
		Units:	mg/L
Project: Marina Del Rey Parking Lots 5 & 7			Page 1 of 2

Client Sample Number	Lab Sample Number	Date/Time Collected	Matrix	Instrument	Date Prepared	Date/Time Analyzed	QC Batch ID
5-2-I-G	**16-03-0935-1-C**	**03/11/16 13:40**	**Aqueous**	**ICP 7300**	**03/15/16**	**03/16/16 12:14**	**160315LA5F**

Comment(s): - Results were evaluated to the MDL (DL), concentrations >= to the MDL (DL) but < RL (LOQ), if found, are qualified with a "J" flag.

Parameter	Result	RL	MDL	DF	Qualifiers
Copper	0.0226	0.0100	0.00267	1.00	
Lead	ND	0.0100	0.00406	1.00	
Zinc	0.142	0.0100	0.00352	1.00	

5-2-E-G	**16-03-0935-2-D**	**03/11/16 14:00**	**Aqueous**	**ICP 7300**	**03/15/16**	**03/16/16 12:15**	**160315LA5F**

Comment(s): - Results were evaluated to the MDL (DL), concentrations >= to the MDL (DL) but < RL (LOQ), if found, are qualified with a "J" flag.

Parameter	Result	RL	MDL	DF	Qualifiers
Copper	0.0103	0.0100	0.00267	1.00	
Lead	ND	0.0100	0.00406	1.00	
Zinc	0.0292	0.0100	0.00352	1.00	

BLANK	**16-03-0935-3-D**	**03/11/16 14:44**	**Aqueous**	**ICP 7300**	**03/15/16**	**03/16/16 12:16**	**160315LA5F**

Comment(s): - Results were evaluated to the MDL (DL), concentrations >= to the MDL (DL) but < RL (LOQ), if found, are qualified with a "J" flag.

Parameter	Result	RL	MDL	DF	Qualifiers
Copper	ND	0.0100	0.00267	1.00	
Lead	ND	0.0100	0.00406	1.00	
Zinc	ND	0.0100	0.00352	1.00	

5-2-I I1-24	**16-03-0935-4-C**	**03/11/16 16:00**	**Aqueous**	**ICP 7300**	**03/15/16**	**03/18/16 16:31**	**160315LA5F**

Comment(s): - Results were evaluated to the MDL (DL), concentrations >= to the MDL (DL) but < RL (LOQ), if found, are qualified with a "J" flag.

Parameter	Result	RL	MDL	DF	Qualifiers
Copper	0.00636	0.0100	0.00267	1.00	J
Lead	ND	0.0100	0.00406	1.00	
Zinc	0.0553	0.0100	0.00352	1.00	

5-2-E E1-24	**16-03-0935-5-C**	**03/11/16 16:00**	**Aqueous**	**ICP 7300**	**03/15/16**	**03/18/16 16:47**	**160315LA5F**

Comment(s): - Results were evaluated to the MDL (DL), concentrations >= to the MDL (DL) but < RL (LOQ), if found, are qualified with a "J" flag.

Parameter	Result	RL	MDL	DF	Qualifiers
Copper	0.00635	0.0100	0.00267	1.00	J
Lead	ND	0.0100	0.00406	1.00	
Zinc	0.0180	0.0100	0.00352	1.00	

RL: Reporting Limit. DF: Dilution Factor. MDL: Method Detection Limit.

Return to Contents

eurofins | Calscience

Analytical Report

CDM Smith Inc.		Date Received:	03/11/16
600 Wilshire Boulevard, Suite 750		Work Order:	16-03-0935
Los Angeles, CA 90017-3255		Preparation:	Filtered
		Method:	EPA 200.7
		Units:	mg/L
Project: Marina Del Rey Parking Lots 5 & 7			Page 2 of 2

Client Sample Number	Lab Sample Number	Date/Time Collected	Matrix	Instrument	Date Prepared	Date/Time Analyzed	QC Batch ID
Method Blank	**099-14-304-514**	**N/A**	**Aqueous**	**ICP 7300**	**03/15/16**	**03/16/16 11:56**	**160315LA5F**

Comment(s): - Results were evaluated to the MDL (DL), concentrations >= to the MDL (DL) but < RL (LOQ), if found, are qualified with a "J" flag.

Parameter	Result	RL	MDL	DF	Qualifiers
Copper	ND	0.0100	0.00267	1.00	
Lead	ND	0.0100	0.00406	1.00	
Zinc	ND	0.0100	0.00352	1.00	

RL: Reporting Limit. DF: Dilution Factor. MDL: Method Detection Limit.

Return to Contents

eurofins | Calscience

Analytical Report

CDM Smith Inc.
600 Wilshire Boulevard, Suite 750
Los Angeles, CA 90017-3255
Project: Marina Del Rey Parking Lots 5 & 7

Date Received: 03/11/16
Work Order: 16-03-0935

Client Sample Number	Lab Sample Number	Date/Time Collected	Matrix
5-2-I-G	**16-03-0935-1**	**03/11/16 13:40**	**Aqueous**

Parameter	Results	RL	DF	Qualifiers	Units	Date Prepared	Date Analyzed	Method
Hardness, Total (as CaCO3)	28	2.0	1.00		mg/L	N/A	03/16/16	SM 2340C
Solids, Total Suspended	112	1.00	1.00		mg/L	03/17/16	03/17/16	SM 2540 D

5-2-E-G	**16-03-0935-2**	**03/11/16 14:00**	**Aqueous**

Parameter	Results	RL	DF	Qualifiers	Units	Date Prepared	Date Analyzed	Method
Hardness, Total (as CaCO3)	36	2.0	1.00		mg/L	N/A	03/16/16	SM 2340C
Solids, Total Suspended	54	1.0	1.00		mg/L	03/17/16	03/17/16	SM 2540 D

BLANK	**16-03-0935-3**	**03/11/16 14:44**	**Aqueous**

Parameter	Results	RL	DF	Qualifiers	Units	Date Prepared	Date Analyzed	Method
Hardness, Total (as CaCO3)	ND	2.0	1.00		mg/L	N/A	03/16/16	SM 2340C
Solids, Total Suspended	ND	1.0	1.00		mg/L	03/17/16	03/17/16	SM 2540 D

5-2-I I1-24	**16-03-0935-4**	**03/11/16 16:00**	**Aqueous**

Parameter	Results	RL	DF	Qualifiers	Units	Date Prepared	Date Analyzed	Method
Hardness, Total (as CaCO3)	10	2.0	1.00		mg/L	N/A	03/16/16	SM 2340C
Solids, Total Suspended	74	1.0	1.00		mg/L	03/17/16	03/17/16	SM 2540 D

5-2-E E1-24	**16-03-0935-5**	**03/11/16 16:00**	**Aqueous**

Parameter	Results	RL	DF	Qualifiers	Units	Date Prepared	Date Analyzed	Method
Hardness, Total (as CaCO3)	20	2.0	1.00		mg/L	N/A	03/16/16	SM 2340C
Solids, Total Suspended	25	1.0	1.00		mg/L	03/17/16	03/17/16	SM 2540 D

Method Blank	**N/A**	**Aqueous**

Parameter	Results	RL	DF	Qualifiers	Units	Date Prepared	Date Analyzed	Method
Hardness, Total (as CaCO3)	ND	2.0	1.00		mg/L	N/A	03/16/16	SM 2340C
Solids, Total Suspended	ND	1.0	1.00		mg/L	03/17/16	03/17/16	SM 2540 D

RL: Reporting Limit. DF: Dilution Factor. MDL: Method Detection Limit.

Return to Contents

eurofins | Calscience

Quality Control - Spike/Spike Duplicate

CDM Smith Inc.		Date Received:	03/11/16
600 Wilshire Boulevard, Suite 750		Work Order:	16-03-0935
Los Angeles, CA 90017-3255		Preparation:	EPA 5030C
		Method:	EPA 8015B
Project: Marina Del Rey Parking Lots 5 & 7			Page 1 of 5

Quality Control Sample ID	Type	Matrix	Instrument	Date Prepared	Date Analyzed	MS/MSD Batch Number
5-2-I-G	**Sample**	**Aqueous**	**GC 56**	**03/14/16**	**03/14/16 16:30**	**160314S020**
5-2-I-G	**Matrix Spike**	**Aqueous**	**GC 56**	**03/14/16**	**03/14/16 17:02**	**160314S020**
5-2-I-G	**Matrix Spike Duplicate**	**Aqueous**	**GC 56**	**03/14/16**	**03/14/16 17:33**	**160314S020**

Parameter	Sample Conc.	Spike Added	MS Conc.	MS %Rec.	MSD Conc.	MSD %Rec.	%Rec. CL	RPD	RPD CL	Qualifiers
Gasoline Range Organics	ND	2000	1688	84	1646	82	68-122	3	0-18	

RPD: Relative Percent Difference. CL: Control Limits

Return to Contents

eurofins | Calscience

Quality Control - Spike/Spike Duplicate

CDM Smith Inc.		Date Received:	03/11/16
600 Wilshire Boulevard, Suite 750		Work Order:	16-03-0935
Los Angeles, CA 90017-3255		Preparation:	N/A
		Method:	EPA 200.7
Project: Marina Del Rey Parking Lots 5 & 7			Page 2 of 5

Quality Control Sample ID	Type	Matrix	Instrument	Date Prepared	Date Analyzed	MS/MSD Batch Number
16-03-0996-1	**Sample**	**Aqueous**	**ICP 7300**	**03/15/16**	**03/16/16 13:57**	**160315SA4**
16-03-0996-1	**Matrix Spike**	**Aqueous**	**ICP 7300**	**03/15/16**	**03/16/16 13:58**	**160315SA4**
16-03-0996-1	**Matrix Spike Duplicate**	**Aqueous**	**ICP 7300**	**03/15/16**	**03/16/16 13:59**	**160315SA4**

Parameter	Sample Conc.	Spike Added	MS Conc.	MS %Rec.	MSD Conc.	MSD %Rec.	%Rec. CL	RPD	RPD CL	Qualifiers
Copper	0.04543	0.5000	0.5438	100	0.5541	102	80-120	2	0-20	
Lead	ND	0.5000	0.5349	107	0.5377	108	80-120	1	0-20	
Zinc	0.1001	0.5000	0.6110	102	0.6340	107	80-120	4	0-20	

RPD: Relative Percent Difference. CL: Control Limits

Return to Contents

eurofins | Calscience

Quality Control - Spike/Spike Duplicate

CDM Smith Inc.		Date Received:	03/11/16
600 Wilshire Boulevard, Suite 750		Work Order:	16-03-0935
Los Angeles, CA 90017-3255		Preparation:	N/A
		Method:	EPA 200.7
Project: Marina Del Rey Parking Lots 5 & 7			Page 3 of 5

Quality Control Sample ID	Type	Matrix	Instrument	Date Prepared	Date Analyzed	MS/MSD Batch Number
16-03-1119-1	**Sample**	**Aqueous**	**ICP 7300**	**03/17/16**	**03/18/16 14:06**	**160317SA6**
16-03-1119-1	**Matrix Spike**	**Aqueous**	**ICP 7300**	**03/17/16**	**03/18/16 14:08**	**160317SA6**
16-03-1119-1	**Matrix Spike Duplicate**	**Aqueous**	**ICP 7300**	**03/17/16**	**03/18/16 14:09**	**160317SA6**

Parameter	Sample Conc.	Spike Added	MS Conc.	MS %Rec.	MSD Conc.	MSD %Rec.	%Rec. CL	RPD	RPD CL	Qualifiers
Copper	0.01592	0.5000	0.5687	111	0.5668	110	80-120	0	0-20	
Lead	ND	0.5000	0.5364	107	0.5436	109	80-120	1	0-20	
Zinc	0.03284	0.5000	0.6174	117	0.5988	113	80-120	3	0-20	

RPD: Relative Percent Difference. CL: Control Limits

Return to Contents

eurofins | Calscience

Quality Control - Spike/Spike Duplicate

CDM Smith Inc.		Date Received:	03/11/16
600 Wilshire Boulevard, Suite 750		Work Order:	16-03-0935
Los Angeles, CA 90017-3255		Preparation:	Filtered
		Method:	EPA 200.7
Project: Marina Del Rey Parking Lots 5 & 7			Page 4 of 5

Quality Control Sample ID	Type	Matrix	Instrument	Date Prepared	Date Analyzed	MS/MSD Batch Number
5-2-E-G	**Sample**	**Aqueous**	**ICP 7300**	**03/15/16**	**03/16/16 12:15**	**160315SA5**
5-2-E-G	**Matrix Spike**	**Aqueous**	**ICP 7300**	**03/15/16**	**03/16/16 12:11**	**160315SA5**
5-2-E-G	**Matrix Spike Duplicate**	**Aqueous**	**ICP 7300**	**03/15/16**	**03/16/16 12:12**	**160315SA5**

Parameter	Sample Conc.	Spike Added	MS Conc.	MS %Rec.	MSD Conc.	MSD %Rec.	%Rec. CL	RPD	RPD CL	Qualifiers
Copper	0.01031	0.5000	0.5150	101	0.5178	101	80-120	1	0-20	
Lead	ND	0.5000	0.5076	102	0.5271	105	80-120	4	0-20	
Zinc	0.02925	0.5000	0.5604	106	0.5626	107	80-120	0	0-20	

RPD: Relative Percent Difference. CL: Control Limits

Return to Contents

eurofins | Calscience

Quality Control - Spike/Spike Duplicate

CDM Smith Inc.		Date Received:	03/11/16
600 Wilshire Boulevard, Suite 750		Work Order:	16-03-0935
Los Angeles, CA 90017-3255		Preparation:	Filtered
		Method:	EPA 200.7
Project: Marina Del Rey Parking Lots 5 & 7			Page 5 of 5

Quality Control Sample ID	Type	Matrix	Instrument	Date Prepared	Date Analyzed	MS/MSD Batch Number
5-2-I I1-24	**Sample**	**Aqueous**	**ICP 7300**	**03/15/16**	**03/18/16 16:31**	**160315SA5A**
5-2-I I1-24	**Matrix Spike**	**Aqueous**	**ICP 7300**	**03/15/16**	**03/18/16 16:45**	**160315SA5A**
5-2-I I1-24	**Matrix Spike Duplicate**	**Aqueous**	**ICP 7300**	**03/15/16**	**03/18/16 16:46**	**160315SA5A**

Parameter	Sample Conc.	Spike Added	MS Conc.	MS %Rec.	MSD Conc.	MSD %Rec.	%Rec. CL	RPD	RPD CL	Qualifiers
Copper	ND	0.5000	0.5561	111	0.5427	109	80-120	2	0-20	
Lead	ND	0.5000	0.5523	110	0.5330	107	80-120	4	0-20	
Zinc	0.05526	0.5000	0.6097	111	0.5967	108	80-120	2	0-20	

RPD: Relative Percent Difference. CL: Control Limits

Return to Contents

eurofins | Calscience

Quality Control - Sample Duplicate

CDM Smith Inc.		Date Received:	03/11/16
600 Wilshire Boulevard, Suite 750		Work Order:	16-03-0935
Los Angeles, CA 90017-3255		Preparation:	N/A
		Method:	SM 2340C
Project: Marina Del Rey Parking Lots 5 & 7			Page 1 of 2

Quality Control Sample ID	Type	Matrix	Instrument	Date Prepared	Date Analyzed	Duplicate Batch Number
16-03-1098-5	**Sample**	**Aqueous**	**BUR21**	**N/A**	**03/16/16 22:30**	**G0316HARD1**
16-03-1098-5	**Sample Duplicate**	**Aqueous**	**BUR21**	**N/A**	**03/16/16 22:30**	**G0316HARD1**

Parameter	Sample Conc.	DUP Conc.	RPD	RPD CL	Qualifiers
Hardness, Total (as CaCO3)	409.0	405.0	1	0-25	

RPD: Relative Percent Difference. CL: Control Limits

Return to Contents

eurofins | Calscience

Quality Control - Sample Duplicate

CDM Smith Inc.		Date Received:	03/11/16
600 Wilshire Boulevard, Suite 750		Work Order:	16-03-0935
Los Angeles, CA 90017-3255		Preparation:	N/A
		Method:	SM 2540 D
Project: Marina Del Rey Parking Lots 5 & 7			Page 2 of 2

Quality Control Sample ID	Type	Matrix	Instrument	Date Prepared	Date Analyzed	Duplicate Batch Number
16-03-0742-2	**Sample**	**Aqueous**	**N/A**	**03/17/16 00:00**	**03/17/16 14:00**	**G0317TSSD1**
16-03-0742-2	**Sample Duplicate**	**Aqueous**	**N/A**	**03/17/16 00:00**	**03/17/16 14:00**	**G0317TSSD1**

Parameter	Sample Conc.	DUP Conc.	RPD	RPD CL	Qualifiers
Solids, Total Suspended	1150	1104	4	0-20	

RPD: Relative Percent Difference. CL: Control Limits

Return to Contents

eurofins | Calscience

Quality Control - LCS/LCSD

CDM Smith Inc.		Date Received:	03/11/16
600 Wilshire Boulevard, Suite 750		Work Order:	16-03-0935
Los Angeles, CA 90017-3255		Preparation:	N/A
		Method:	SM 2540 D
Project: Marina Del Rey Parking Lots 5 & 7			Page 1 of 6

Quality Control Sample ID	Type	Matrix	Instrument	Date Prepared	Date Analyzed	LCS/LCSD Batch Number
099-09-010-7631	**LCS**	**Aqueous**	**N/A**	**03/17/16**	**03/17/16 14:00**	**G0317TSSL1**
099-09-010-7631	**LCSD**	**Aqueous**	**N/A**	**03/17/16**	**03/17/16 14:00**	**G0317TSSL1**

Parameter	Spike Added	LCS Conc.	LCS %Rec.	LCSD Conc.	LCSD %Rec.	%Rec. CL	RPD	RPD CL	Qualifiers
Solids, Total Suspended	100.0	98.00	98	99.00	99	80-120	1	0-20	

RPD: Relative Percent Difference. CL: Control Limits

Return to Contents

eurofins | Calscience

Quality Control - LCS/LCSD

CDM Smith Inc.		Date Received:	03/11/16
600 Wilshire Boulevard, Suite 750		Work Order:	16-03-0935
Los Angeles, CA 90017-3255		Preparation:	EPA 3510C
		Method:	EPA 8015B (M)
Project: Marina Del Rey Parking Lots 5 & 7			Page 2 of 6

Quality Control Sample ID	Type	Matrix	Instrument	Date Prepared	Date Analyzed	LCS/LCSD Batch Number
099-15-304-1353	**LCS**	**Aqueous**	**GC 45**	**03/16/16**	**03/17/16 00:37**	**160316B03**
099-15-304-1353	**LCSD**	**Aqueous**	**GC 45**	**03/16/16**	**03/17/16 00:53**	**160316B03**

Parameter	Spike Added	LCS Conc.	LCS %Rec.	LCSD Conc.	LCSD %Rec.	%Rec. CL	RPD	RPD CL	Qualifiers
TPH as Diesel	2000	1922	96	1980	99	75-117	3	0-13	

RPD: Relative Percent Difference. CL: Control Limits

Return to Contents

eurofins | Calscience

Quality Control - LCS

CDM Smith Inc.		Date Received:	03/11/16
600 Wilshire Boulevard, Suite 750		Work Order:	16-03-0935
Los Angeles, CA 90017-3255		Preparation:	EPA 5030C
		Method:	EPA 8015B
Project: Marina Del Rey Parking Lots 5 & 7			Page 3 of 6

Quality Control Sample ID	Type	Matrix	Instrument	Date Prepared	Date Analyzed	LCS Batch Number
099-12-022-3338	**LCS**	**Aqueous**	**GC 56**	**03/14/16**	**03/14/16 14:55**	**160314L036**

Parameter	Spike Added	Conc. Recovered	LCS %Rec.	%Rec. CL	Qualifiers
Gasoline Range Organics	2000	1680	84	78-120	

RPD: Relative Percent Difference. CL: Control Limits

Return to Contents

eurofins | Calscience

Quality Control - LCS

CDM Smith Inc.		Date Received:	03/11/16
600 Wilshire Boulevard, Suite 750		Work Order:	16-03-0935
Los Angeles, CA 90017-3255		Preparation:	N/A
		Method:	EPA 200.7
Project: Marina Del Rey Parking Lots 5 & 7			Page 4 of 6

Quality Control Sample ID	Type	Matrix	Instrument	Date Prepared	Date Analyzed	LCS Batch Number
097-01-012-6500	**LCS**	**Aqueous**	**ICP 7300**	**03/15/16**	**03/16/16 11:54**	**160315LA4**

Parameter	Spike Added	Conc. Recovered	LCS %Rec.	%Rec. CL	Qualifiers
Copper	0.5000	0.4814	96	85-115	
Lead	0.5000	0.5058	101	85-115	
Zinc	0.5000	0.5130	103	85-115	

RPD: Relative Percent Difference. CL: Control Limits

Return to Contents

eurofins | Calscience

Quality Control - LCS

CDM Smith Inc.		Date Received:	03/11/16
600 Wilshire Boulevard, Suite 750		Work Order:	16-03-0935
Los Angeles, CA 90017-3255		Preparation:	N/A
		Method:	EPA 200.7
Project: Marina Del Rey Parking Lots 5 & 7			Page 5 of 6

Quality Control Sample ID	Type	Matrix	Instrument	Date Prepared	Date Analyzed	LCS Batch Number
097-01-012-6508	**LCS**	**Aqueous**	**ICP 7300**	**03/17/16**	**03/18/16 12:51**	**160317LA6**

Parameter	Spike Added	Conc. Recovered	LCS %Rec.	%Rec. CL	Qualifiers
Copper	0.5000	0.4854	97	85-115	
Lead	0.5000	0.5011	100	85-115	
Zinc	0.5000	0.4889	98	85-115	

RPD: Relative Percent Difference. CL: Control Limits

Return to Contents

eurofins | Calscience

Quality Control - LCS

CDM Smith Inc.		Date Received:	03/11/16
600 Wilshire Boulevard, Suite 750		Work Order:	16-03-0935
Los Angeles, CA 90017-3255		Preparation:	Filtered
		Method:	EPA 200.7
Project: Marina Del Rey Parking Lots 5 & 7			Page 6 of 6

Quality Control Sample ID	Type	Matrix	Instrument	Date Prepared	Date Analyzed	LCS Batch Number
099-14-304-514	**LCS**	**Aqueous**	**ICP 7300**	**03/15/16**	**03/16/16 11:57**	**160315LA5F**

Parameter	Spike Added	Conc. Recovered	LCS %Rec.	%Rec. CL	Qualifiers
Copper	0.5000	0.5390	108	85-115	
Lead	0.5000	0.5555	111	85-115	
Zinc	0.5000	0.5662	113	85-115	

RPD: Relative Percent Difference. CL: Control Limits

Return to Contents

eurofins | Calscience

Sample Analysis Summary Report

Work Order: 16-03-0935 Page 1 of 1

Method	Extraction	Chemist ID	Instrument	Analytical Location
EPA 200.7	N/A	935	ICP 7300	1
EPA 200.7	Filtered	935	ICP 7300	1
EPA 8015B	EPA 5030C	933	GC 56	2
EPA 8015B (M)	EPA 3510C	682	GC 45	1
SM 2340C	N/A	1068	BUR21	1
SM 2540 D	N/A	1035	N/A	1

Return to Contents

eurofins | Calscience

Glossary of Terms and Qualifiers

Work Order: 16-03-0935 Page 1 of 1

Qualifiers	Definition
*	See applicable analysis comment.
<	Less than the indicated value.
>	Greater than the indicated value.
1	Surrogate compound recovery was out of control due to a required sample dilution. Therefore, the sample data was reported without further clarification.
2	Surrogate compound recovery was out of control due to matrix interference. The associated method blank surrogate spike compound was in control and, therefore, the sample data was reported without further clarification.
3	Recovery of the Matrix Spike (MS) or Matrix Spike Duplicate (MSD) compound was out of control due to suspected matrix interference. The associated LCS recovery was in control.
4	The MS/MSD RPD was out of control due to suspected matrix interference.
5	The PDS/PDSD or PES/PESD associated with this batch of samples was out of control due to suspected matrix interference.
6	Surrogate recovery below the acceptance limit.
7	Surrogate recovery above the acceptance limit.
B	Analyte was present in the associated method blank.
BU	Sample analyzed after holding time expired.
BV	Sample received after holding time expired.
CI	See case narrative.
E	Concentration exceeds the calibration range.
ET	Sample was extracted past end of recommended max. holding time.
HD	The chromatographic pattern was inconsistent with the profile of the reference fuel standard.
HDH	The sample chromatographic pattern for TPH matches the chromatographic pattern of the specified standard but heavier hydrocarbons were also present (or detected).
HDL	The sample chromatographic pattern for TPH matches the chromatographic pattern of the specified standard but lighter hydrocarbons were also present (or detected).
J	Analyte was detected at a concentration below the reporting limit and above the laboratory method detection limit. Reported value is estimated.
JA	Analyte positively identified but quantitation is an estimate.
ME	LCS Recovery Percentage is within Marginal Exceedance (ME) Control Limit range (+/- 4 SD from the mean).
ND	Parameter not detected at the indicated reporting limit.
Q	Spike recovery and RPD control limits do not apply resulting from the parameter concentration in the sample exceeding the spike concentration by a factor of four or greater.
SG	The sample extract was subjected to Silica Gel treatment prior to analysis.
X	% Recovery and/or RPD out-of-range.
Z	Analyte presence was not confirmed by second column or GC/MS analysis.
	Solid - Unless otherwise indicated, solid sample data is reported on a wet weight basis, not corrected for % moisture. All QC results are reported on a wet weight basis.
	Any parameter identified in 40CFR Part 136.3 Table II that is designated as "analyze immediately" with a holding time of <= 15 minutes (40CFR-136.3 Table II, footnote 4), is considered a "field" test and the reported results will be qualified as being received outside of the stated holding time unless received at the laboratory within 15 minutes of the collection time.
	A calculated total result (Example: Total Pesticides) is the summation of each component concentration and/or, if "J" flags are reported, estimated concentration. Component concentrations showing not detected (ND) are summed into the calculated total result as zero concentrations.

Return to Contents

eurofins | Calscience

7440 Lincoln Way, Garden Grove, CA 92841-1427 • (714) 895-5494
For courier service / sample drop off information, contact us26_sales@eurofinsus.com or call us.

CHAIN-OF-CUSTODY RECORD

WO NO. / LAB USE ONLY: **16-03-0935**

DATE: 3/11/16
PAGE: 1 OF 1

LABORATORY CLIENT: CDM Smith
ADDRESS: 600 Wilshire Blvd Suite 750
CITY: LA STATE: CA ZIP: 90017
TEL: 213-457-2200 E-MAIL: linty@cdmsmith.com

CLIENT PROJECT NAME / NO.: Marina del Rey Parking Lots 5 & 7
P.O. NO.:
PROJECT CONTACT: Tiffany Lin
LAB CONTACT OR QUOTE NO.: Steve Nowak
GLOBAL ID:
LOG CODE:
SAMPLER(S): (PRINT)

TURNAROUND TIME (Rush surcharges may apply to any TAT not "STANDARD"):
☐ SAME DAY ☐ 24 HR ☐ 48 HR ☐ 72 HR ☐ 5 DAYS ☒ STANDARD

EDD:
☐ COELT EDF ☐ OTHER

SPECIAL INSTRUCTIONS:
Please refrigerate 1L autosampler bottles. I will send composite scheme on Monday.

REQUESTED ANALYSES
Please check box or fill in blank as needed.

LAB USE ONLY	SAMPLE ID	SAMPLING DATE	SAMPLING TIME	MATRIX	NO. OF CONT.	Unpreserved	Preserved	Field Filtered	TPH(g) ☐ GRO	TPH(d) ☐ DRO	TPH ☐ C6-C36 ☐ C6-C44	TPH ____	BTEX / MTBE ☐ 8260 ☐ ____	VOCs (8260)	Oxygenates (8260)	Prep (5035) ☐ En Core ☐ Terra Core	SVOCs (8270) TCL	Pesticides (8081) Total Hardness	PCBs (8082) Total Metals	PAHs ☐ 8270 ☐ 8270 SIM Dissolved	T22 Metals ☐ 6010/747X ☐ 6020/747X	Cr(VI) ☐ 7196 ☐ 7199 ☐ 218.6	Total Calcium	Total Calcium	Total Calcium	Emtrimous
1	S-2-I-G	3/11/16	13:40	water					X	X							X	X	X	X			X	X	X	X
2	S-2-E-G	3/11/16	14:00	"					X	X							X	X	X	X			X	X	X	X
3	Blank	3/11/16	14:44	"					X	X							X	X	X	X			X	X	X	X
4	S-2-I-24	3/11/16	16:00																							
5	S-2-E-24	3/11/16	16:00																							

Relinquished by: (Signature)	Received by: (Signature/Affiliation)	Date:	Time:
[signature]	[signature] EA	3/11/16	16:41
[signature]	[signature] ECI	3/11/16	1840

2015-05-13 Revision

Return to Contents

eurofins | Calscience

ATTACHMENT 8.2 - EXHIBIT D

WORK ORDER NUMBER: 16-03- 0935

SAMPLE RECEIPT CHECKLIST

COOLER 1 OF 3

CLIENT: CDM SMITH

DATE: 03 / 11 / 2016

TEMPERATURE: (Criteria: 0.0°C – 6.0°C, not frozen except sediment/tissue)

Thermometer ID: SC4B (CF: +0.3°C); Temperature (w/o CF): 3.5 °C (w/ CF): 3.8 °C; ☑ Blank ☐ Sample

☐ Sample(s) outside temperature criteria (PM/APM contacted by: _____)

☐ Sample(s) outside temperature criteria but received on ice/chilled on same day of sampling

☐ Sample(s) received at ambient temperature; placed on ice for transport by courier

Ambient Temperature: ☐ Air ☐ Filter Checked by: 804

CUSTODY SEAL:

Cooler	☐ Present and Intact	☐ Present but Not Intact	☑ Not Present	☐ N/A	Checked by: 804
Sample(s)	☐ Present and Intact	☐ Present but Not Intact	☑ Not Present	☐ N/A	Checked by: 778

SAMPLE CONDITION:

	Yes	No	N/A
Chain-of-Custody (COC) document(s) received with samples	☑	☐	☐
COC document(s) received complete	☐	☑	☐
☐ Sampling date ☐ Sampling time ☑ Matrix (4/1/15) ☑ Number of containers			
☑ No analysis requested (4/1/15) ☐ Not relinquished ☐ No relinquished date ☐ No relinquished time			
Sampler's name indicated on COC	☐	☑	☐
Sample container label(s) consistent with COC	☐	☑	☐
Sample container(s) intact and in good condition	☑	☐	☐
Proper containers for analyses requested	☑	☐	☐
Sufficient volume/mass for analyses requested	☑	☐	☐
Samples received within holding time	☑	☐	☐
Aqueous samples for certain analyses received within 15-minute holding time			
☐ pH ☐ Residual Chlorine ☐ Dissolved Sulfide ☐ Dissolved Oxygen	☐	☐	☑
Proper preservation chemical(s) noted on COC and/or sample container	☑	☐	☐
Unpreserved aqueous sample(s) received for certain analyses			
☐ Volatile Organics ☐ Total Metals ☑ Dissolved Metals			
Container(s) for certain analysis free of headspace	☑	☐	☐
☑ Volatile Organics ☐ Dissolved Gases (RSK-175) ☐ Dissolved Oxygen (SM 4500)			
☐ Carbon Dioxide (SM 4500) ☐ Ferrous Iron (SM 3500) ☐ Hydrogen Sulfide (Hach)			
Tedlar™ bag(s) free of condensation	☐	☐	☑

CONTAINER TYPE: (Trip Blank Lot Number: _____)

Aqueous: ☐ VOA ☑ VOA**h** (3) ☐ VOA**na$_2$** ☐ 100PJ ☑ 100PJ**na$_2$** (2) ☐ 125AGB ☐ 125AGB**h** ☐ 125AGB**p** ☐ 125PB

☐ 125PB**znna** ☐ 250AGB ☐ 250CGB ☐ 250CGB**s** ☑ 250PB ☑ 250PB**n** (3) ☐ 500AGB ☑ 500AGJ ☐ 500AGJ**s**

☐ 500PB ☐ 1AGB ☐ 1AGB**na$_2$** ☐ 1AGB**s** ☑ 1PB ☐ 1PB**na** ☐ _____ ☐ _____ ☐ _____ ☐ _____

Solid: ☐ 4ozCGJ ☐ 8ozCGJ ☐ 16ozCGJ ☐ Sleeve (_____) ☐ EnCores® (_____) ☐ TerraCores® (_____) ☐ _____

Air: ☐ Tedlar™ ☐ Canister ☐ Sorbent Tube ☐ PUF ☐ _____ **Other Matrix** (_____): ☐ _____ ☐ _____

Container: **A** = Amber, **B** = Bottle, **C** = Clear, **E** = Envelope, **G** = Glass, **J** = Jar, **P** = Plastic, and **Z** = Ziploc/Resealable Bag

Preservative: **b** = buffered, **f** = filtered, **h** = HCl, **n** = HNO_3, **na** = NaOH, **na$_2$** = $Na_2S_2O_3$, **p** = H_3PO_4, **s** = H_2SO_4, **u** = ultra-pure, **znna** = $Zn(CH_3CO_2)_2$ + NaOH

Labeled/Checked by: 804/778

Reviewed by: 802/1017

Return to Contents

eurofins | Calscience

ATTACHMENT 8.2 - EXHIBIT D

WORK ORDER NUMBER: 16-03- 0935

SAMPLE RECEIPT CHECKLIST

COOLER 2 OF 3

CLIENT: CDM SMITH

DATE: 03 / 11 / 2016

TEMPERATURE: (Criteria: 0.0°C – 6.0°C, not frozen except sediment/tissue)

Thermometer ID: SC4B (CF: +0.3°C); Temperature (w/o CF): 3.6 °C (w/ CF): 3.9 °C; ☑ Blank ☐ Sample

☐ Sample(s) outside temperature criteria (PM/APM contacted by: _____)

☐ Sample(s) outside temperature criteria but received on ice/chilled on same day of sampling

☐ Sample(s) received at ambient temperature; placed on ice for transport by courier

Ambient Temperature: ☐ Air ☐ Filter Checked by: 804

CUSTODY SEAL:

Cooler	☐ Present and Intact	☐ Present but Not Intact	☑ Not Present	☐ N/A	Checked by: 804
Sample(s)	☐ Present and Intact	☐ Present but Not Intact	☑ Not Present	☐ N/A	Checked by: 778

SAMPLE CONDITION:

	Yes	No	N/A
Chain-of-Custody (COC) document(s) received with samples	☑	☐	☐
COC document(s) received complete	☐	☑	☐
☐ Sampling date ☐ Sampling time ☑ Matrix (-4)(-5) ☑ Number of containers			
☑ No analysis requested (-4)(-5) ☐ Not relinquished ☐ No relinquished date ☐ No relinquished time			
Sampler's name indicated on COC	☐	☑	☐
Sample container label(s) consistent with COC	☐	☑	☐
Sample container(s) intact and in good condition	☑	☐	☐
Proper containers for analyses requested	☑	☐	☐
Sufficient volume/mass for analyses requested	☑	☐	☐
Samples received within holding time	☑	☐	☐
Aqueous samples for certain analyses received within 15-minute holding time			
☑ pH ☐ Residual Chlorine ☐ Dissolved Sulfide ☐ Dissolved Oxygen	☐	☐	☑
Proper preservation chemical(s) noted on COC and/or sample container	☑	☐	☐
Unpreserved aqueous sample(s) received for certain analyses			
☐ Volatile Organics ☐ Total Metals ☑ Dissolved Metals			
Container(s) for certain analysis free of headspace	☑	☐	☐
☑ Volatile Organics ☐ Dissolved Gases (RSK-175) ☐ Dissolved Oxygen (SM 4500)			
☐ Carbon Dioxide (SM 4500) ☐ Ferrous Iron (SM 3500) ☐ Hydrogen Sulfide (Hach)			
Tedlar™ bag(s) free of condensation	☐	☐	☑

CONTAINER TYPE: (Trip Blank Lot Number: _____)

Aqueous: ☐ VOA ☑ VOA**h** (2) ☐ VOA**na$_2$** ☐ 100PJ ☑ 100PJ**na$_2$** (4) ☐ 125AGB ☐ 125AGB**h** ☐ 125AGB**p** ☐ 125PB

☐ 125PB**znna** ☐ 250AGB ☐ 250CGB ☐ 250CGB**s** ☑ 250PB ☑ 250PB**n** ☐ 500AGB ☑ 500AGJ ☐ 500AGJ**s**

☐ 500PB ☐ 1AGB ☐ 1AGB**na$_2$** ☐ 1AGB**s** ☑ 1PB ☐ 1PB**na** ☐ _____ ☐ _____ ☐ _____ ☐ _____

Solid: ☐ 4ozCGJ ☐ 8ozCGJ ☐ 16ozCGJ ☐ Sleeve (_____) ☐ EnCores® (_____) ☐ TerraCores® (_____) ☐ _____

Air: ☐ Tedlar™ ☐ Canister ☐ Sorbent Tube ☐ PUF ☐ _____ **Other Matrix** (_____): ☐ _____ ☐ _____

Container: **A** = Amber, **B** = Bottle, **C** = Clear, **E** = Envelope, **G** = Glass, **J** = Jar, **P** = Plastic, and **Z** = Ziploc/Resealable Bag

Preservative: **b** = buffered, **f** = filtered, **h** = HCl, **n** = HNO_3, **na** = NaOH, **na$_2$** = $Na_2S_2O_3$, **p** = H_3PO_4, **s** = H_2SO_4, **u** = ultra-pure, **znna** = $Zn(CH_3CO_2)_2$ + NaOH

Labeled/Checked by: 778

Reviewed by: 1017

Return to Contents

ATTACHMENT 8.2 - EXHIBIT D

eurofins | Calscience

WORK ORDER NUMBER: 16-03- 0938

SAMPLE RECEIPT CHECKLIST

COOLER 3 OF 3

CLIENT: CDM SMITH

DATE: 03 / 11 / 2016

TEMPERATURE: (Criteria: 0.0°C – 6.0°C, not frozen except sediment/tissue)

Thermometer ID: SC4B (CF: +0.3°C); Temperature (w/o CF): 3.8 °C (w/ CF): 4.1 °C; ☑ Blank ☐ Sample

☐ Sample(s) outside temperature criteria (PM/APM contacted by: _____)

☐ Sample(s) outside temperature criteria but received on ice/chilled on same day of sampling

☐ Sample(s) received at ambient temperature; placed on ice for transport by courier

Ambient Temperature: ☐ Air ☐ Filter

Checked by: 804

CUSTODY SEAL:

Cooler	☐ Present and Intact	☐ Present but Not Intact	☑ Not Present	☐ N/A	Checked by: 804
Sample(s)	☐ Present and Intact	☐ Present but Not Intact	☑ Not Present	☐ N/A	Checked by: 778

SAMPLE CONDITION:

	Yes	No	N/A
Chain-of-Custody (COC) document(s) received with samples	☑	☐	☐
COC document(s) received complete	☐	☑	☐
☐ Sampling date ☐ Sampling time ☑ Matrix ☑ Number of containers			
☑ No analysis requested ☐ Not relinquished ☐ No relinquished date ☐ No relinquished time			
Sampler's name indicated on COC	☐	☑	☐
Sample container label(s) consistent with COC	☐	☑	☐
Sample container(s) intact and in good condition	☑	☐	☐
Proper containers for analyses requested	☑	☐	☐
Sufficient volume/mass for analyses requested	☑	☐	☐
Samples received within holding time	☑	☐	☐
Aqueous samples for certain analyses received within 15-minute holding time			
☑ pH ☐ Residual Chlorine ☐ Dissolved Sulfide ☐ Dissolved Oxygen	☐	☐	☑
Proper preservation chemical(s) noted on COC and/or sample container	☑	☐	☐
Unpreserved aqueous sample(s) received for certain analyses			
☐ Volatile Organics ☐ Total Metals ☑ Dissolved Metals			
Container(s) for certain analysis free of headspace	☑	☐	☐
☑ Volatile Organics ☐ Dissolved Gases (RSK-175) ☐ Dissolved Oxygen (SM 4500)			
☐ Carbon Dioxide (SM 4500) ☐ Ferrous Iron (SM 3500) ☐ Hydrogen Sulfide (Hach)			
Tedlar™ bag(s) free of condensation	☐	☐	☑

CONTAINER TYPE: (Trip Blank Lot Number: _____)

Aqueous: ☐ VOA ☑ VOA**h** (2) ☐ VOA**na$_2$** ☐ 100PJ ☑ 100PJ**na$_2$** (4) ☐ 125AGB ☐ 125AGB**h** ☐ 125AGB**p** ☐ 125PB

☐ 125PB**znna** ☐ 250AGB ☐ 250CGB ☐ 250CGB**s** ☑ 250PB ☑ 250PB**n** (3) ☐ 500AGB ☑ 500AGJ ☐ 500AGJ**s**

☐ 500PB ☐ 1AGB ☐ 1AGB**na$_2$** ☐ 1AGB**s** ☑ 1PB ☐ 1PB**na** ☐ _____ ☐ _____ ☐ _____ ☐ _____

Solid: ☐ 4ozCGJ ☐ 8ozCGJ ☐ 16ozCGJ ☐ Sleeve (_____) ☐ EnCores® (_____) ☐ TerraCores® (_____) ☐ _____

Air: ☐ Tedlar™ ☐ Canister ☐ Sorbent Tube ☐ PUF ☐ _____ **Other Matrix** (_____): ☐ _____ ☐ _____

Container: **A** = Amber, **B** = Bottle, **C** = Clear, **E** = Envelope, **G** = Glass, **J** = Jar, **P** = Plastic, and **Z** = Ziploc/Resealable Bag

Preservative: **b** = buffered, **f** = filtered, **h** = HCl, **n** = HNO_3, **na** = NaOH, **na$_2$** = $Na_2S_2O_3$, **p** = H_3PO_4, **s** = H_2SO_4, **u** = ultra-pure, **znna** = $Zn(CH_3CO_2)_2$ + NaOH

Labeled/Checked by: 778

Reviewed by: 1017

Return to Contents

Stephen Nowak

From: Lin, Tiffany Y. [linty@cdmsmith.com]
Sent: Tuesday, March 15, 2016 10:33 AM
To: Stephen Nowak
Subject: RE: composite samples schemes

Analysis will be: TSS, Hardness, Total & Dissolved metals

Remind me again - is TPH (DRO & GRO) analysis viable only for grab samples?

Thanks.

From: Stephen Nowak [mailto:StephenNowak@eurofinsUS.com]
Sent: Tuesday, March 15, 2016 10:30 AM
To: Lin, Tiffany Y. <linty@cdmsmith.com>
Cc: Quasebarth, Thomas <QuasebarthT@cdmsmith.com>
Subject: RE: composite samples schemes

Thanks Tiffany-

Please confirm the analysis needed for these composite samples.
The COC does not list any analysis.

Stephen Nowak
Project Manager

eurofins | Calscience

Eurofins Calscience, Inc.
7440 Lincoln Way
GARDEN GROVE, CA 92841
USA
Phone: +1 714 895 5494

Email: StephenNowak@EurofinsUS.com
Website: www.calscience.com

The information transmitted is intended only for the person or entity to which it is addressed and may contain confidential and/or privileged material. Any review, retransmission, dissemination or other use of, or taking of any action in reliance upon this information by persons or entities other than the intended recipient is prohibited. If you receive this in error, please contact the sender and delete the material from any computer. Email transmission cannot be guaranteed to be secure or error free as information could be intercepted, corrupted, lost, destroyed, arrive late or incomplete. The sender therefore is in no way liable for any errors or omissions in the content of this message which may arise as a result of email transmission. If verification is required, please request a hard copy. We take reasonable precautions to ensure our emails are free from viruses. You need, however, to verify that this email and any attachments are free of viruses, as we can take no responsibility for any computer viruses, which might be transferred by way of this email. We may monitor all email communication through our networks. If you contact us by email, we may store your name and address to facilitate communication.

Return to Contents

From: Lin, Tiffany Y. [mailto:linty@cdmsmith.com]
Sent: Tuesday, March 15, 2016 12:38 AM
To: Stephen Nowak
Cc: Quasebarth, Thomas
Subject: composite samples schemes

Hi Steve,

For samples collected by autosampler 5-2-I (as identified on the bottle labels), you can composite the sample based on the right-most column. This will be a total of 1800 ml, which is more than enough for the necessary analyses.

Date	5-2-I Bottle ID#	Actual Vol. of Sample Collected mL	Individual Sample Contribution for Compositing mL
3/11/2016	I1	0	0
3/11/2016	I2	800	0.0
3/11/2016	I3	100	2.5
3/11/2016	I4	1000	145.0
3/11/2016	I5	1000	923.4
3/11/2016	I6	1000	460.9
3/11/2016	I7	1000	51.0
3/11/2016	I8	1000	7.3
3/11/2016	I9	1000	49.4
3/11/2016	I10	1000	122.6
3/11/2016	I11	1000	36.4
3/11/2016	I12	1000	1.5
3/11/2016	I13	1000	0.0056
3/11/2016	I14	0	0
3/11/2016	I15	0	0
3/11/2016	I16	0	0
3/11/2016	I17	0	0

For samples collected by autosampler 5-2-E (as identified on the bottle labels), you can composite the sample based on the right-most column below. This will be a total of 1294 ml, which is just under the min 1300 ml required. Hopefully that will still allow for adequate analyses.

Date	5-2-E Bottle ID#	Actual Vol. of Sample Collected mL	Individual Sample Contribution for Compositing mL
3/11/2016	E1	0	0
3/11/2016	E2	100	0
3/11/2016	E3	1000	20.7
3/11/2016	E4	1000	48.0
3/11/2016	E5	1000	1000.1
3/11/2016	E6	1000	106.2
3/11/2016	E7	0	0.0
3/11/2016	E8	1000	25.1
3/11/2016	E9	1000	15.4
3/11/2016	E10	1000	29.5
3/11/2016	E11	1000	25.8
3/11/2016	E12	800	11.3
3/11/2016	E13	500	5.4

3/11/2016	E14	250	2.8
3/11/2016	E15	200	1.7
3/11/2016	E16	200	1.1
3/11/2016	E17	100	0.8

Please let me know if you have any questions.

Thanks,
Tiffany

Tiffany Lin, Ph.D.| Water Resources Engineer | CDM Smith
600 Wilshire Blvd. Suite 750 | Los Angeles, CA 90017 | 213.457.2200 | linty@cdmsmith.com | cdmsmith.com

Notify us here to report this email as spam.

Return to Contents

eurofins | Calscience

Subcontractor Analysis Report

Work Order: 16-03-0935 Page 1 of 1

One or more samples in this work order have tests that were subcontracted. The subcontract report(s) follows.

For subcontracted tests, please reference the laboratory information noted below.

1. Silliker Inc. - Cypress,CA CA ELAP 1534
   Microbiology

Return to Contents

ATTACHMENT 8.2 - EXHIBIT D

MERIEUX NutriSciences

CERTIFICATE OF ANALYSIS

SILLIKER, Inc.
Southern California Laboratory
6360 Gateway Drive, Cypress, CA 90630
Tel. 209/ 549 7508 Fax. 714/ 226 0009

COA No:	SCA-38836992-0
Supersedes:	None
COA Date	3/19/16
Page 1 of 1	

COPY TO:
Mr. Stephen Nowak
Project Manager
Eurofins Calscience, Inc.
7440 Lincoln Way
Garden Grove, CA 92841-1427

ORIGINAL TO:
Ms. Elizabeth Winger
Laboratory Director
Eurofins Calscience, Inc.
7440 Lincoln Way
Garden Grove, CA 92841-1427

Received From:	Garden Grove, CA
Received Date:	3/12/16
P.O.# / ID:	16-03-0935
Location of Test: (except where noted)	Cypress, CA

Analytical Results

Desc. 1:	Sample ID:5-2-I-G	**Laboratory ID:**	359528821
Desc. 2:	Date:3/11/16	**Condition Rec'd:**	NORMAL
Desc. 3:	Time:13:40	**Temp Rec'd (°C):**	3.5
Desc. 4:	Matrix: SW		
Desc. 5:	Project # : 16-03-0935		
Desc. 6:	Date And Time Tested:3/12/2016 11:39am		

Analyte	Result	Units	Method Reference	Test Date	Loc.
Coliforms - 5 tube MPN	170	/100mL	SMEWW 20th ed. 9221B	3/16/16	
E. coli - 5 tube MPN	2	/100mL	SMEWW 20th ed. 9221F	3/18/16	
Enterococci - 5 tube MPN	500	/100mL	SMEWW 20th, 9230A-B	3/15/16	
Fecal Coliforms - 5 tube MPN	2	/100mL	SMEWW 20th ed. 9221E	3/16/16	

Helen Andrews — Laboratory Director

Results reported herein are provided "as is" and are based solely upon samples as provided by client. This report may not be distributed or reproduced except in full. Client shall not at any time misrepresent the content of this report. Mérieux NutriSciences assumes no responsibility, and client hereby waives all claims against Mérieux NutriSciences, for interpretation of such results.
Except as otherwise stated, Mérieux NutriSciences Terms and Conditions for Testing Services apply.

Return to Contents

ATTACHMENT 8.2 - EXHIBIT D

MERIEUX NutriSciences

CERTIFICATE OF ANALYSIS

SILLIKER, Inc.
Southern California Laboratory
6360 Gateway Drive, Cypress, CA 90630
Tel. 209/ 549 7508 Fax. 714/ 226 0009

COA No:	SCA-38833848-0
Supersedes:	None
COA Date	3/17/16
Page 1 of 1	

COPY TO:
Mr. Stephen Nowak
Project Manager
Eurofins Calscience, Inc.
7440 Lincoln Way
Garden Grove, CA 92841-1427

ORIGINAL TO:
Ms. Elizabeth Winger
Laboratory Director
Eurofins Calscience, Inc.
7440 Lincoln Way
Garden Grove, CA 92841-1427

Received From:	Garden Grove, CA
Received Date:	3/11/16
P.O.# / ID:	Stephen Nowak
Location of Test: (except where noted)	Cypress, CA

Analytical Results

Desc. 1: Sample ID:5-2-E-G
Desc. 2: Date:3/11/16
Desc. 3: Time:14:10
Desc. 4: Matrix:SW
Desc. 5: Project # :16-03-0935-2
Desc. 6: Date And Time Tested:03/11/16, 7:44 PM

Laboratory ID: 359516956
Condition Rec'd: NORMAL
Temp Rec'd (°C): 4.0

Analyte	Result	Units	Method Reference	Test Date	Loc.
Coliforms - 5 tube MPN	1100	/100mL	SMEWW 20th ed. 9221B	3/15/16	
E. coli - 5 tube MPN	8	/100mL	SMEWW 20th ed. 9221F	3/17/16	
Enterococci - 5 tube MPN	8000	/100mL	SMEWW 20th, 9230A-B	3/14/16	
Fecal Coliforms - 5 tube MPN	30	/100mL	SMEWW 20th ed. 9221E	3/15/16	

Desc. 1: Sample ID:Blank
Desc. 2: Date:3/11/16
Desc. 3: Time:14:44
Desc. 4: Matrix:SW
Desc. 5: Project # :16-03-0935-3
Desc. 6: Date And Time Tested:03/11/16, 7:44 PM

Laboratory ID: 359516957
Condition Rec'd: NORMAL
Temp Rec'd (°C): 4.0

Analyte	Result	Units	Method Reference	Test Date	Loc.
Coliforms - 5 tube MPN	50	/100mL	SMEWW 20th ed. 9221B	3/15/16	
E. coli - 5 tube MPN	<2	/100mL	SMEWW 20th ed. 9221F	3/15/16	
Enterococci - 5 tube MPN	<2	/100mL	SMEWW 20th, 9230A-B	3/13/16	
Fecal Coliforms - 5 tube MPN	<2	/100mL	SMEWW 20th ed. 9221E	3/15/16	

Helen Andrews — Laboratory Director

Results reported herein are provided "as is" and are based solely upon samples as provided by client. This report may not be distributed or reproduced except in full. Client shall not at any time misrepresent the content of this report. Mérieux NutriSciences assumes no responsibility, and client hereby waives all claims against Mérieux NutriSciences, for interpretation of such results.
Except as otherwise stated, Mérieux NutriSciences Terms and Conditions for Testing Services apply.

Return to Contents

cdmsmith.com